COUNTY ASSEMBLIES FORUM (CAF)
P. O. Box 73552 - 00200,
NAIROBI, KENYA

COUNTY OF SIAYA

REPUBLIC OF KENYA

County Integrated Development Plan 2013 – 2017

Transforming Siaya through: socioeconomic empowerment, agribusiness and infrastructural development

COUNTY ASSEMBLIES FORUM (CAF)
P. O. Box 73552 - 00200,
NAIROBI, KENYA

COUNTY VISION AND MISSION

VISION

A model county committed to quality service delivery and sustainable development

MISSION

Achieve sustainable development and excellence using world class methods of service delivery and technology with emphasis on public participation.

CORE VALUES

- ✓ Accountability and Transparency
- ✓ Fairness
- ✓ Professionalism
- ✓ Creativity and Innovation
- ✓ Responsiveness
- ✓ Courtesy
- ✓ Patriotism
- ✓ Ethics and Integrity
- ✓ Teamwork
- ✓ Meritocracy

FOREWARD

COUNTY ASSEMBLIES FORUM (CAF)
P. O. Box 73552 - 00200,
NAIROBI, KENYA

The publication of Siaya County Integrated Development Plan (CIDP) is an epoch of a new beginning. This Plan outlines the programmes and projects that the Siaya County Government is committed to implement during the period 2013 – 2017. Indeed the CIDP has taken on board many recommendations from party manifestoes, elected leaders, Kenya Vision 2030, the United Nations Millennium Development Goals (MDGs), policy documents, the academia, not-for-profit organizations, members of the public and other stakeholders.

The preparation of this Plan has been anchored on the Constitution of Kenya, 2010; the County Governments Act, 2012; and the Public Finance Management Act, 2012. Critically, people's participation has been instrumental in situation analysis, project identification and prioritization. The Plan therefore, reflects the aspirations of the people of Siaya. The programmes and projects are geared towards opening the County through improvement of the road network, increased trade; improved food security, enhanced quality of healthcare; and further decentralization of services to the people up to the village level amongst others. The ultimate goal of the Plan is to drastically reduce the number of people falling under the poverty bracket in the County by 2017.

The implementation of this Plan will require enormous resources. This calls for a concerted effort from various players including: the Executive, the Legislature, National Government, Development partners, not-for-profit organizations; the *diaspora* and the public in general.

I therefore call upon all the stakeholders to patriotically play their part in the implementation of this plan, so as to improve the living standards of people of Siaya County. The county government of Siaya on her part as reflected in her motto of **"Service and Development"** is committed to coordinating all branches of government in the provision of a conducive environment for effective and efficient public service delivery.

H.E. CORNEL RASANGA AMOTH
GOVERNOR, SIAYA COUNTY

PREFACE

COUNTY ASSEMBLIES FORUM (CAF)
P. O. Box 73552 - 00200,
NAIROBI, KENYA

The constitution of Kenya, 2010 created a two tier system of governance, the national government and 47 county governments. The County Government Act 2012 stipulates that each county government develops a "County Integrated Development Plan" to guide the development process in the counties and that no public funds shall be appropriated without an integrated development planning framework. The first Siaya County integrated development plan (2013-2017) provides a benchmark of all development activities in the county. The document has been produced through wide stakeholder participation involving the county government, private sector, civil society, development partners and the community.

The plan has captured among other components, the situation analysis, major development challenges, cross cutting issues, priority programmes and projects in all the sectors. During the implementation period, the CIDP will be monitored and evaluated through county annual progress reports for tracking its implementation. To ensure effective implementation, each sector is expected to prioritize the development initiatives contained in this integrated plan in their annual work plans in order to deliver the desired results to residents of Siaya. In addition, all sectors will ensure implementation of the plan is in tandem with the Constitution of Kenya 2010 and other government legislations and policies. The sectors will also foster appropriate linkages with the aspirations of the Kenya Vision 2030 to enhance synergy and ensure coherence in the implementation process.

The County Government of Siaya is aware that effective implementation of this plan requires sustainable capacity building in all the sectors of the county's economy. The Siaya County Government in collaboration with other stakeholders will endeavour to build adequate capacities in these sectors to enable them effectively and efficiently execute their role in ensuring that the aspirations outlined in this plan are realized.

In conclusion, I would like to thank everyone who was involved in the preparation of this plan- All the County Executive Committee members, the County directors and their teams, the Civil Society Organizations, Community Groups, the Academia and private sector organisations among others. I also give special thanks to the members of the public who turned up in large numbers to give their inputs into this plan during the public participation forums.

.....

HON. CLEOPHAS O OMBOGO
County Executive Committee Member for Finance, Planning and Vision 2030

ABBREVIATIONS AND ACRONYMS

COUNTY ASSEMBLIES FORUM (CAF)
P. O. Box 73552 - 00200,
NAIROBI, KENYA

AAC	Area Advisory Council
ABL	Adult Basic Literacy
ACK	Anglican Church of Kenya
ACT	Artemisinin Combination Therapy
AEZ	Agro Ecological Zones
AMREF	Africa Medical Research Foundation
ANC	Antenatal Care
ASAL	Arid and Semi-Arid Areas
BAACH	Business Alliance Against Chronic Hunger
CBO	Community Based Organizations
CCCs	Comprehensive Care Centres
CDC	Centre for Disease Control
CDF	Constituencies Development Funds
CIDP	County Integrated Development Plan
CEISP	Community Empowerment and Institutional support Project
CHS	Community Health Strategy
CMR	Child Mortality Rate
CORPS	Community Own Resource Persons
CSO	Civil Society Organization
DEAP	Sub-county Environmental Action Plan
SIDC	Sub-county Information and Documentation Centre
SMEC	Sub-county Monitoring & Evaluation Committee
DMIS	Sub-conty Management of Information Systems
EA	East Africa
ECDE	Early Childhood Development Education
EIA	Environmental Impact Assessment
EMCA	Environmental Management And Conservation Act
ESP	Economic Stimulus Programme
FAO	Food & Agricultural Organization
FBO	Faith Based Organization

GCIS	Galvanized Collugated Iron Sheets
GDI	Gender Development Index
GDP	Gross Domestic Product
GECLA	General Economic, Commercial and Labour Affairs
GER	Gross Enrollment Ratio
GHG	Green House Gases
GII	Gender Inequality Index
GNI	Gross National Product
GOK	Government Of Kenya
GSL	Group Savings And Loans
HDI	Human Development Index
HDR	Human Development Report
HIV/AIDS	Human Immuno-Deficiency Virus/Acquired Immunodeficiency Syndrome
ICT	Information Communication Technology
IEBC	Independent Electoral & Boundaries Commission
IFAD	International Fund for Agricultural Development
IMCI	Integrated Management of Childhood Illness
IMR	Infant Mortality Rate
IPT	Intermittent Preventive Treatment
IRS	Indoor Residual Spray
KAIS	Kenya Aids Indicator Survey
KAPAP	Kenya Agricultural Productivity and Agribusiness
KARI	Kenya Agricultural Research Institute
KDHS	Kenya Demographic and Health Survey
KEMRI	Kenya Medical Research Institute
KIHBS	Kenya Integrated Household Budget Survey
KMTC	Kenya Medical Training College
KNBS	Kenya National Bureau of Statistics
KNCCI	Kenya National Chambers of Commerce
KPHC	Kenya Population and Housing Census
KPLC	Kenya Power And Lighting Company
KRB	Kenya Roads Board

COUNTY ASSEMBLIES FORUM (CAF)
P. O. Box 73552 - 00200,
NAIROBI, KENYA

KTB	Kenya Tourist Board
KWS	Kenya Wildlife Service
LATF	Local Authority Transfer Fund
LBDA	Lake Basin Development Authority
LM	Lower Midland Zones
LVEMP	Lake Victoria Environmental Management Programme
M & E	Monitoring & Evaluation
MDG	Millennium Development Goals
MSEs	Medium and Small Enterprises
MTEF	Mid Term Expenditure Framework
MVP	Millennium Villages Project
NAAIAP	National Agricultural Accelerated Input Access Programme.
NALEP	National Agriculture And Livestock Extension Program
NCCRS	National Climate Change Response Strategy
	National Centre for Health Statistics
NEMA	National Environmental Management Authority
NGO	Non-Governmental Organization
NHCS	National Centre for Health Statistics
NHDR	National Human Development Report
NMK	Njaa Marufuku Kenya
NNMR	Neo-Natal Mortality Rate
OBA	Output based Aid
OVC	Orphans And Vulnerable Children
PATTEC	Pan Africa Tse Tryponosomiasis Eradication Campaign
PLWHA	People Living With HIV/AIDS
PMTCT	Prevention Of Mother To Child Transmission
PNNMR	Post Neo-Natal Mortality Rate
PWDs	Persons with Disability
RDA	Regional Development Authority
RMT	Rapid Multiplication Technique
SACCO	Saving And Credit Co-Operative Society
SIBO	Siaya-Bondo

COUNTY ASSEMBLIES FORUM (CAF)
P. O. Box 73552 - 00200,
NAIROBI, KENYA

SIDA	Swedish International Development Agency
SME	Small And Micro Enterprises
SWOT	Strength Weakness Opportunity Weakness Threat
SYPT	Subsidiary Youth Polytechnic Tuition Scheme
TB	Tuberculosis
U5MR	Under Five Mortality Rate
UNICEF	United Nations Children's Fund
USAID	United States Agency for International Development
VCT	Voluntary Counselling and Testing
WHO	World Health Organizations
WKCDD/FMP	Western Kenya Community Driven Development/Flood Mitigation Program
WRUA	Water Resource User Associations
YDI	Youth Development Index
YWCA	Young Women Christian Association
GIS	Geographical Information System
CGS	County Government of Siaya
IFMIS	Integrated Financial Management Information System
KERRA	Kenya Rural Roads Authority
KENHA	Kenya National Highway Authority
KPLC	Kenya Power and Lighting Company
KURA	Kenya Urban Roads Authority
ABT	Approved Building Technology
PWD	Persons with Disability
ATC	Agricultural Training Centre
AMS	Agricultural Machine Services
RVF	Rift Valley Fever
GOK	Government of Kenya
PMC	Project Management Committees
KTDC	Kenya Tourism Development Cooperation
KTB	Kenya Tourism Board
KWS	Kenya Wildlife Services
MOH	Medical Officer of Health

COUNTY ASSEMBLIES FORUM (CAF)
P. O. Box 73552 - 00200,
NAIROBI, KENYA

CID	Criminal Investigation Department
NIS	National Intelligence Services
KFS	Kenya Forest Services
PSDA	Private Sector Development Support Programme
THVC	Traditional High Value Crops
KAPAP	Kenya Agricultural Productivity and Agrobusiness Project
ICIPE	International Centre of Insects, Physiology and Ecology
UNICEF	United Nations Children's Fund
UNFPA	United Nations Fund for Population Activities
NCPD	National Council for Population and Development
IFAD	International Fund for Agriculture Development
KANCO	Kenya Aids NGO Consortium
GBV	Gender Based Violence
HMIS	Health Management Information System
NCD	Non Communicable Diseases
MTC	Medical Training College

COUNTY ASSEMBLIES FORUM (CAF)
P. O. Box 73552 - 00200,
NAIROBI, KENYA

Table of Contents

COUNTY VISION AND MISSION ii

MESSAGE FROM THE GOVERNOR ..... **Error! Bookmark not defined.**

PREFACE AND ACKNOWLEDGEMENT iv

ABBREVIATIONS AND ACRONYMS v

Table of Contents ix

List of Tables xviii

List of Figures xix

EXECUTIVE SUMMARY xx

CHAPTER ONE 1

COUNTY BACKGROUND INFORMATION 1

1.1 Introduction 1

1.1.1 Position and Size 1

1.2 Physiographic and Natural Conditions 3

1.2.1 Physical and Topographic Features 3

1.2.3 Ecological Conditions 3

1.2.4 Climatic conditions 4

1.3 Administrative and Political Units 4

1.3.1 Administrative Sub – Divisions 4

1.3.2 Political Units 5

Demographic Features 5

1.4.1 Population size and composition 5

1.4.2 Population Density and Distribution 10

Human Development Approach 11

1.5.1 Human Development Indicators 11

1.5.2 Human Development Index 11

1.5.3 Gender Inequality Index (GII) 12

1.6 Infrastructure and Access 12

1.6.1 Road, Rail Network and Airstrips 12

1.6.2 Posts and Telecommunications: Post Offices, Mobile telephony, landline etc 13

1.6.3 Financial Institutions: Banks, SACCOs, Micro Finance Institutions 13

1.6.4 Education Institutions: Primary/Secondary Schools, Polytechnics, Colleges, Universities. 13

1.6.5 Energy Access (main sources of energy, Electricity coverage etc) 13

COUNTY ASSEMBLIES FORUM (CAF)
P. O. Box 73552 - 00200,
NAIROBI, KENYA

1.6.6 Markets and Urban Centres 13
1.6.7 Housing 14
1.7 Land and Land Use 15
1.7.1 Mean holding size, land suitability, use, availability, agro ecological zones 15
1.7.2 Percentage of land with title deeds 15
1.7.3 Incidence of landlessness 15
1.8 Community Organizations/Non-State Actors 16
1.8.1 Cooperative Societies 16
1.8.2 Self Help, Women & Youth Groups 16
1.8.3 Non-Governmental Organizations. 16
1.9 Crop, Livestock and Fish Production 16
1.9.1 Main crops produced 16
1.9.2 Acreage under food crops and cash crops 17
1.9.3 Average farm sizes 17
1.9.4 Main storage facilities 17
1.9.5 Main livestock breeds 17
1.9.6 Main fishing activities, types of fish produced, landing sites. 17
1.10 Forestry and Agro Forestry 18
1.10.1 Main Forest Types and Size of Forest 18
1.10.2 Main Forest Products Gazetted and Un-gazetted Forests 18
1.10.3 Promotion of Agro-Forestry and Green Economy; 18
1.11 Environment and Climate Change 19
1.11.1 Major Contributors to Environmental Degradation in the County 19
1.11.2 Effects of Environmental Degradation 19
1.11.3 Climate Change and its Effects in the County 20
1.11.4 Climate Change Mitigation Measures and Adaptation Strategies 20
1.12 Mining 20
1.12.1 On-Going Activities 20
1.12.2 Mining Potentials 20
1.13 Tourism, Wildlife Conservation and ICT 20
1.13.1 Main Tourist Attractions, National Parks/Reserves 20

COUNTY ASSEMBLIES FORUM (CAF)
P. O. Box 73552 - 00200,
NAIROBI, KENYA

1.13.2 Main Wildlife 21
1.13.3 Tourist Class Hotels/Restaurants, Bed Occupancy 21
1.13.4 Information Communication and Technology 21
1.14 Trade Industry, Cooperatives and Labour 22
1.14.1 Industry Sector Situation Analysis: 22
1.14.2 Access to Credit Facilities: 22
1.14.3 Business Management Skills: 23
1.14.4 Markets for Products: 23
1.14.5 Export Trade: 23
1.14.6 Markets Centers: 23
1.15 Employment and Other Sources of Income 24
1.15.1 Wages Earners 24
1.15.2 Self Employed 24
1.15.3 Labour Force 24
1.15.4 Unemployment Levels 24
1.16 Water and Sanitation 24
1.16.1 Water Resources and Quality 24
1.16.2 Water Supply Schemes 25
1.16.3 Water Sources (Distance to the Nearest Water Point) 26
1.16.4 Sanitation 26
1.17 Health and Nutrition 26
1.17.1 Current Health investments 26
1.17.2 Morbidity and mortality 27
1.17.3 Nutritional Status 27
1.17.4 Access to Family Planning Services/Contraceptive Prevalence 27
1.17.5 Access to Family Planning Services/Contraceptive Prevalence 27
1.18 Education and Literacy 27
1.18.1 Pre-School Education 27
1.18.2 Primary Education 28
1.18.3 Literacy 28
1.18.4 Secondary Education 28

COUNTY ASSEMBLIES FORUM (CAF)
P. O. Box 73552 - 00200,
NAIROBI, KENYA

1.18.5 Tertiary Education 28
CHAPTER TWO 29
COUNTY DEVELOPMENT ANALYSIS 29
2.0 Introduction 29
2.1 Major Development Challenges 31
2.1.1 Poor Roads Network 31
2.1.2 Inadequate Water Supply 32
2.1.3 Inadequate/erratic Supply of Electricity 32
2.1.4 Poor Waste Disposal System 32
2.1.5 Poor Marketing Systems 32
2.1.6 Poor access to Credit 32
2.1.7 Inadequate Human Resource Capacity 32
2.1.8 Financial Resources Constraint 33
2.2 Cross Cutting Issues in the County 33
2.2.1 Food Insecurity 33
2.2.2 HIV and AIDS 33
2.2.3 Gender Inequality 34
2.2.4 Persons living with Disability 35
2.2.5 Poverty 36
2.2.6 Environmental Management and Conservation 37
2.2.7 Information Communication and Technology 38
2.3 Analysis of Issues and Causes 39
CHAPTER THREE ..... **Error! Bookmark not defined.**
COUNTY SPATIAL FRAMEWORK ..... **Error! Bookmark not defined.**
3.0 Introduction ..... **Error! Bookmark not defined.**
3.1 Flagship projects for Spatial Planning ..... **Error! Bookmark not defined.**
3.3 County Sectors and Spatial Planning: Relationships and Interventions..... **Error! Bookmark not defined.**
3.3.1 Agriculture ..... **Error! Bookmark not defined.**
3.3.2 Natural Resource Management ..... **Error! Bookmark not defined.**
3.3.4 Tourism and wildlife ..... **Error! Bookmark not defined.**

COUNTY ASSEMBLIES FORUM (CAF)
P. O. Box 73552 - 00200,
NAIROBI, KENYA

3.3.5 Housing ..... **Error! Bookmark not defined.**

3.3.6 Climate Variability ..... **Error! Bookmark not defined.**

3.3.7 Governance and security ..... **Error! Bookmark not defined.**

3.3.8 Environment..... **Error! Bookmark not defined.**

3.3.9 Health development..... **Error! Bookmark not defined.**

3.3.10 MSE and industrial sector Development ..... **Error! Bookmark not defined.**

3.4 Spatial Planning and Need for GIS ..... **Error! Bookmark not defined.**

CHAPTER FOUR 60

LINKAGES WITH OTHER PLANS 73

4.0 Introduction 73

4.1 CIDP Linkages with Kenya Vision 2030 and Medium Term Plan 73

4.2 CIDP Linkages with the Kenya Constitution 2010 74

4.3 CIDP Linkages with the Millennium Development Goals at the County Level 75

CHAPTER FIVE..... 82

IMPLEMENTATION FRAMEWORK 82

5.0 Introduction 82

5.1 Institutional Framework and Organizational Flow..... 82

5.3 Stakeholders, stakeholder roles, and coordination 85

CHAPTER SIX..... 91

RESOURCE MOBILIZATION FRAMEWORK..... 91

6.0 Introduction 91

6.1 legal framework for resource mobilization 91

6.4 Financial Resources - Strategies for Raising Revenue. 93

6.4 Assets and Financial Management 95

CHAPTER SEVEN 98

DEVELOPMENT PRIORITY PROGRAMMES AND PROJECTS 98

7.0 Introduction 98

7.1 Roads and Infrastructure 98

7.1.1 Sector Vision and Mission 98

7.1.2 County Response to Sector Vision and Mission 98

7.1.3 Sub Sector Priorities, Constrains and Strategies. 98

COUNTY ASSEMBLIES FORUM (CAF)
P. O. Box 73552 - 00200,
NAIROBI, KENYA.

7.1.4 On-Going Projects/Projects 99
7.1.5 New Project Proposal 99
7.1.7 Flagship Projects 100
7.1.8 Strategies for Mainstreaming Cross Cutting Issues in Roads and Infrastructure Sector. . 100
7.2 Lands, Physical Planning, Housing and Survey 100
7.2.1 Sector Vision and Mission 100
7.2.2 County Response to Sector Vision and Mission 100
7.2.3 Sub-sector Priorities, Constraints and Strategies 100
7.2.4 On Going Project 103
7.2.5 New Project Proposals 103
7.2.6 Flagship Projects 105
7.2.7 Strategies for Mainstreaming Cross Cutting Issues in Lands, Physical Planning, housing and Survey Sector 106
7.3 Education, Youth, Culture and Sports 106
7.3.1 Sector Vision and Mission 106
7.3.2 County Response to Sector Vision and Mission 106
7.3.3 Sub Sector Priorities, Constraints and Strategies 106
7.3.4 On- going Projects/Programmes 108
7.3.5 New Project proposals 110
7.3.6 Stalled projects 112
7.3.6 Strategies to mainstream cross cutting issues in Education Youth, Gender, Culture and Social Services 112
7.4 Agriculture Livestock and Fisheries 112
7.4.1 Sector Vision and Mission 112
7.4.2 County's Response to Sector Vision and Mission 112
7.4.3 Agriculture Sector Priorities, Constraints and Strategies 113
7.4.4 Agricultural Sector Ongoing Projects/Programmes 114
7.4.5 Agricultural Sector New Projects/Programmes 115
7.4.6 Agricultural Sector Flagship Projects 116
7.4.7 Strategies to mainstream cross cutting issues in Agriculture, Livestock and Fisheries 117
7.5 Trade, Industry, Cooperatives and Labour 117
7.5.1 Sector Vision and Mission 118

COUNTY ASSEMBLIES FORUM (CAF)
P. O. Box 73552 - 00200,
NAIROBI, KENYA

7.5.2 County Response to the Sector Vision and Mission 118
7.5.3 Trade Sector Programmes Constraints and Strategies: 118
7.5.4 Flagship Projects in Trade, Industry, Cooperative and Labour 119
7.5.5 Strategies to mainstream cross cutting issues 120
7.6 Health 120
7.6.1 Sector Vision and Mission 120
7.6.2 County Response to the Sector Vision and Mission 120
7.6.4 Sector Priorities Constraints and Strategies 121
7.6.5 On- Going Projects/ Programmes in Health 123
7.6.6 Flagship Projects in Health 124
7.6.7 New project proposals in Health 125
7.6.7 Strategies to mainstream cross cutting issues in health 126
7.7 Tourism, Wildlife Conservation and ICT 127
7.7.1 Sector Vision and Mission 127
7.7.2 County Response to the Sector Vision and Mission 127
7.7.3 Sector priorities constraints and strategies 127
7.7.4 New Project Proposals in Tourism, Wildlife and ICT 130
7.7.5 Flagship Projects in Tourism, Wildlife and ICT. 133
7.7.5 Strategies to mainstream cross cutting issue in tourism wildlife and ICT 135
7.8 Finance and Planning & Vision 2030 135
7.8.1 Sector Vision and Mission 135
7.8.2 County Response to Sector Vision and Mission 135
7.8.3 Sub-sector Priorities, Constraints and Strategies 135
7.8.5 On-going Projects/Programmes 137
7.8.6 New Project Proposals 137
7.8.7 Flagship Projects 138
7.8.8 Strategies to mainstream cross cutting issues in the Finance, Planning and Vision 2030 138
7.9 Water, Irrigation and Environment 138
7.9.1 Sector Vision and Mission 138
7.9.2 County Response to Sector Vision and Mission 139
7.9.4 Sub-sector Priorities, Constraints and Strategies 139

COUNTY ASSEMBLIES FORUM (CAF)
P. O. Box 73552 - 00200,
NAIROBI, KENYA

7.9.5 On-going Projects/Programmes 141

7.9.6 New Project Proposals 144

7.9.7 Strategies to mainstream cross cutting issues in the Water, Environment and Natural Resources Sector 146

7.10 Public Administration and Governance Sector: 147

7.10.1 Sector Vision and Mission 147

7.10.2 County Response to Vision and Mission 147

7.10.4 Subsector Priorities, Constraints and Strategies 147

7.10.5 On Going Projects 148

7.10.6 New Project Proposals 149

7.10.7 Flagship Projects 151

7.10.8 Strategies to mainstream cross cutting issues in Public Administration and Governance. 151

CHAPTER EIGHT 152

IMPLEMENTATION, MONITORING AND EVALUATION MATRIX 152

8.0 Introduction 152

8.1 Roads 152

8.2 Lands Physical Planning and Housing 154

8.3 Education, Youth, gender, social services, culture and Sports 157

8.4 Health 163

8.5 Agriculture 167

8.6 Environment and Water 170

8.7 Trade, Industry, Enterprise and Cooperative development 175

8.8 Tourism, Wildlife and ICT 177

8.9 Finance, Planning and Vision 2030 180

8.10 Governance, Public Administration and County Public Service Board 181

ANNEX 183

FACTSHEET 183

COUNTY ASSEMBLIES FORUM (CAF)
P. O. Box 73552 - 00200,
NAIROBI KENYA

COUNTY ASSEMBLIES FORUM (CAF)
P. O. Box 73552 - 00200,
NAIROBI, KENYA

List of Tables

Table 1: Area of the Sub Counties by Administrative Units..... **Error! Bookmark not defined.**

Table 2:County's Electoral Wards and Constituencies..... **Error! Bookmark not defined.**

Table 3:Population Density by Age Cohorts 7

Table 4:Population by Selected Age Groups 8

Table 5:Population Projections by Urban Centres 10

Table 6: Projected Population and Density by Constituency/Sub County..... 10

Table 7: Population Projections by Gender by Sub County 10

Table 8: Number of Government Dwelling Units..... 14

Table 9:Statistics on Information Categories in the County 22

COUNTY ASSEMBLIES FORUM (CAF)
P. O. Box 73552 - 00200,
NAIROBI, KENYA

List of Figures

Figure 1: Map: Location of Siaya County in the Map of Kenya **2**

Figure 2: Map for Water Development Programme **63**

Figure 3: Map on Siaya County Hospitals and Roads **65**

Figure 4: Map of Schools in Siaya County **71**

Figure 5: Siaya County Organization Structure **83**

Figure 6: Siaya County Organizational Flow **84**

Figure 7: Project Implementation Framework **84**

Figure 8: Chart on Recurrent Expenditure ..... Error! Bookmark not defined.

Figure 9: Chart on Development Expenditure ..... Error! Bookmark not defined.

COUNTY ASSEMBLIES FORUM (CAF)
P. O. Box 73552 - 00200,
NAIROBI, KENYA

EXECUTIVE SUMMARY

Siaya county Integrated Development plan (CIDP) is the blueprint that will guide development in Siaya County for the period 2013-2017. The plan identifies the key projects and programmes that will be implemented by the county government and other development stakeholders during the plan period. This is the first CIDP which is a product of a broad based consultative process. The process brought together a cross-section of stakeholders within the county. Consultations were conducted at the county as well as the Sub County levels. The plan was prepared on the backdrop of the Kenya Vision 2030, the Second Medium Term Plan 2013-2017, the constitution of Kenya 2010 and the Millennium Development Goals. The CIDP articulates challenges and objectives which are translated into short term strategies, programmes and projects to be implemented under the Medium Term Expenditure Framework (MTEF). The latter is part of the financial reforms meant to strengthen financial discipline, accountability, efficiency and effective delivery of services to the people.

Siaya County is situated in Western Kenya. It is bordered by Busia County to the North, Vihiga and Kakamega Counties to the North-East, Kisumu County to the South-East and Homabay County across the Winam Gulf to the South. It lies between Latitude $O^0 26'$ South to $O^0 18'$ North and from Longitude $33^0 58'$ East to $34^0 33'$ East .

The CIDP will guide the county towards achieving its vision of **"A Model County Committed to Quality Service Delivery and Sustainable Development"** through improvement of infrastructure, enhanced agriculture, and fisheries production. To achieve this, the government envisages strong partnerships and collaborations with the National government and other development partners. The main economic activities in the county include agriculture and fishing.

The main development challenges in Siaya County are poor infrastructure, inadequate water supply, erratic electricity supply, high prevalence of HIV and AIDs and high unemployment rates. These factors have greatly impacted negatively on development in the County. As a result about 47.5% of the total population in the County is living below the poverty line.

COUNTY ASSEMBLIES FORUM (CAF)
P.O. Box 75352 - 00200,
NAIROBI, KENYA

Siaya CIDP, 2013- 2017 highlights concrete strategies geared towards improving the standard of living of the community. The strategies aim at addressing issues of food insecurity, low crop production, poor access to clean water and sanitation, low education standards, healthcare and HIV and AIDS, climate change and environmental degradation. To address the identified issues, the County intents to exploit its potentials. Key among these being: - the ample fertile land for farming; the Lake Victoria and Yala River as sources of water; tourism development; mining; a fairly literate human resource and the many NGOs operating in the County.

To tap the above potential, the County will embark on the following strategies for the next five years:

- Initiate awareness campaigns on health issues especially though greater investment in Community Health Services;
- Embark on aggressive campaign on food production through extension services;
- Enhance supply of drugs/equipment in health facilities;
- Increase in the number and capacity of human resource for health;
- Intensifying patrols and building of more police posts in addition to awareness creation and surveilance along the beaches to address insecurity issues.
- To address the issue of unemployment, the strategy will be establishment of more financial institutions; Close supervision and guidance on cooperative societies; Promotion of tourism; and enhancement of enterprenural skills.
- On water sector, the water supplies systems will be expanded and campaigns on safe water/sanitation and environmental conservation intensified. The National Climate Response Strategy (NCCRS) will guide the County's climate change mitigation and adaptation measures.
- More people will be brought under rural electrification in the rural areas.

Specific programmes/ Projects to be implemented in the County between 2013 and 2017 are highlighted under each sector with clear indicators for monitoring the implementation progress.

The CIDP is divided into nine chapters as follows;

Chapter One: This chapter gives the background information on the socio-economic and infrastructural information that has a bearing on the development of the County. The chapter provides description of the County in terms of the location, size, physiographic and natural conditions, demographic profiles as well as the administrative and political units. In addition, it provides information on infrastructure and access; land and land use; community organizations/non-state actors; crop, livestock and fish production; forestry, environment and climate change; mining; tourism; employment and other sources of income; water and sanitation;

health and nutrition; education and literacy; trade; energy; housing; transport and communication; and community development and social welfare.

COUNTY ASSEMBLIES FORUM (CAF)
P. O. Box 73552 - 00200,
NAIROBI, KENYA

Chapter Two: This chapter provides a summary of past performance and key priorities for the 2013-2017 CIDP as well as an analysis of strategies for achieving the County's goals and aspirations. It also analyzes the major development challenges and cross-cutting issues that can affect the development of the County if not tackled in a holistic manner. The chapter concludes with an analysis of the issues, their causes, the development objectives and strategies.

Chapter Three: This chapter describes the spatial framework within which development projects and programmes will be located an implemented.

Chapter Four: This chapter provides the linkages of the Siaya County integrated Development Plan with the Kenya Vision 2030, the Millennium Development Goals and the Constitution of Kenya, 2010 amongst other policies and legislations. It also details the status of the Millennium Development Goals and what need to be done in order to realize the Millennium Development Goals in the County.

Chapter Five: This chapter outlines the institutional framework and organization flow that will be followed in the implementation of the plan. It also outlines the details stakeholders and their roles in socioeconomic development of Siaya County.

Chapter Six: This chapter contains the budget projection required for managing the County Government. It also indicates the resources that are available for capital/development projects, bearing in mind that at least 30% of the total County budget must be for development budget. It outlines strategies for raising revenue and their projections during the plan period. In addition strategies for asset management, financial management and capital financing are included. It also identifies strategies to expand revenue generation, resource sharing with Central Government and how to attract external funding.

Chapter Seven: The chapter presents the priority projects and programmes that have been identified for implementation so as to overcome the issues and challenges that were discussed in Chapter Two. The information is presented on the basis of the existing County portfolios.

Chapter Eight: This chapter presents the monitoring and evaluation framework that will be used at the County level to track progress on implementation of projects and programmes. It contains an indicative matrix detailing projects and programmes, their costs, implementing agencies as well as selected monitoring tools and indicators.

COUNTY ASSEMBLIES FORUM (CAF)
P. O. Box 73552 - 00200,
NAIROBI, KENYA

CHAPTER ONE

COUNTY BACKGROUND INFORMATION

1.1 Introduction

This chapter gives the background information on the socio-economic and infrastructural information that has a bearing on the development of the County. It provides a description of the County in terms of the location; size; physiographic and natural conditions; demographic profiles; and the administrative and political units. In addition, the chapter also provides information on infrastructure and access; land and land use; community based organizations/non-state actors; crop, livestock and fish production; forestry, environment and climate change; mining; tourism; employment and other sources of income; water and sanitation; health and nutrition; education and literacy; trade; energy; housing; transport and communication; and community development and social welfare.

1.1.1 Position and Size

Siaya County is one of the six counties in the Nyanza region. The land surface area of Siaya County is 2,530km² and the water surface area is 1,005 km^2. It is bordered by Busia County to the North West, Vihiga and Kakamega counties to the North East, Kisumu County to the South East and Homa Bay County across the Winam Gulf to the South. The water surface area forms part of Lake Victoria (the third largest fresh water lake in the world). It approximately lies between latitude 0º 26´ South to 0º 18´ North and longitude 33º 58´ and 34º 33´ East.
Map 1 shows the location of the County in Kenya.

COUNTY ASSEMBLIES FORUM (CAF)
P. O. Box 73552 - 00200,
NAIROBI, KENYA

Figure 1: Map: Location of Siaya County in the Map of Kenya

Source: Kenya National Bureau of Statistics, 2013

COUNTY ASSEMBLIES FORUM (CAF)
P. O. Box 73552 - 00200,
NAIROBI, KENYA

1.2 Physiographic and Natural Conditions

1.2.1 Physical and Topographic Features

Siaya County has three major geomorphologic areas namely: Dissected Uplands, Moderate Lowlands and Yala Swamp. These have different relief, soils and land use patterns. The altitude of the County rises from 1,140m on the shores of Lake Victoria to 1,400m above sea level on the North. There are few hills found in the County namely; Mbaga, Odiado, Akala, Regea, Nyambare, Usenge, Ramogi hills, Rambugu, Abiero, Sirafuongo and Naya hills. River Nzoia and Yala traverse the County and enter Lake Victoria through the Yala Swamp.

The physical features have a bearing on the overall development potential of the County. The high altitude areas that form the Ugenya and Ugunja sub-counties have higher rainfall hence suitable for agriculture and livestock keeping. Rivers Nzoia, Yala and Lake Kanyaboli have a great potential for irrigation. The low altitude areas of Boro, Uranga, Uyoma and Wagai receive less rainfall and thus are suitable for cotton growing and drought resistant crop varieties.

The geology of the area is composed of the old Nyanzian system forming exposed rocks in Siaya, Ugenya, Ugunja and Gem Sub-counties. These rocks include basalts, desites and rylites, that consist of coarse and fine aggregates used in the construction industry. The main soil type is ferrasols and its fertility ranges from moderate to low with most soils being unable to produce without the use of either organic, inorganic or in most cases both types of fertilizers. Most of the areas have underlying murram with poor moisture retention.

Bondo sub-County has various soil types ranging from black-cotton, sandy loams to laterite including red volcanic soils. West Sakwa, South Nyang'oma and Usigu locations have ferrasols, while North Sakwa, East and Central Yimbo have luvisols with low moderate fertility. The soil types in Rarieda ranges from black cotton soil in Madiany Division and sandy loams and red volcanic soils in Rarieda Division. The expansive Yala Swamp around Ramogi Hill has potential for large scale- irrigation using river Yala. Bondo Sub-County also has several islands including Mageta, Sirigombe, Magari and Yalombo.

1.2.3 Ecological Conditions

Ecologically, the County spreads across agro-ecological zones LM1 to LM 5. According to the Kenya Soil Survey and Integrated Regional Development plan for the Lake Basin Development Authority, the lower part of the County and especially the shores of Lake Victoria can be categorized into semi-humid, semi-dry Lower Midland zones (LM4 and LM5).These zones

cover the whole of Uyoma in Rarieda Sub-County and Yimbo in Bondo Sub-County. The lower central parts of the County, covering the whole of Sakwa and Asembo in Bondo and Rarieda Sub-counties respectively and the lower parts of Boro Division are classified as the midland zone LM3. The northern part of the County comprising Gem, Ugunja and Ugenya Sub-counties and the upper parts of Boro Division in Siaya Sub-County are classified as the low-midland zones (LM2 and LM3).These are sub-humid and humid zones with reliable precipitation. There are also pockets of upper midland zones (about 30sq.kms) in Yala Division, Gem Sub-County with a high potential for agricultural activity.

COUNTY ASSEMBLIES FORUM (CAF)
P. O. Box 73552 - 00200,
NAIROBI, KENYA

1.2.4 Climatic conditions

The County experiences a bi-modal rainfall, with long rains falling between March and June and short rains between September and December. The relief and the altitude influence its distribution and amount. Siaya County is drier in the western part towards Bondo and Rarieda sub-counties and is wetter towards the higher altitudes in the eastern part particularly Gem, Ugunja and Ugenya sub-counties. On the highlands, the rainfall ranges between 800mm – 2,000mm while lower areas receive rainfall ranging between 800 – 1,600mm.

Temperatures vary with altitude rising from 21° C in the North East to about 22.50° C along the shores of Lake Victoria while in the South, it ranges from mean minimum temperature of 16.3° C and mean maximum temperature of 29.1° C. Humidity is relatively high with mean evaporation being between 1,800mm to 2,200mm per annum within the County. The relative humidity ranges between 73 per cent in the morning and 52 per cent in the afternoon. Climate variations are evident in all these areas due to human activity distorting some of the statistics above.

1.3 Administrative and Political Units

1.3.1 Administrative Sub – Divisions

The County is divided into six administrative sub-counties namely; Gem, Ugunja, Ugenya, Siaya, Bondo and Rarieda. Siaya sub-County is the largest covering an area of 605.8 km^2 and has the most locations as shown in table 1. The sub counties are further divided into wards with the county having a total of 30 wards. The village constitutes the lowest administrative unit in the county.

Area of the Sub Counties by Administrative Units

Table 1: Area of the Sub Counties Administrative Units

Sub-County	Constituency	No Of County Assembly Wards	Area (sq.Km)

Siaya	Alego Usonga	6	605.8
Gem	Gem	6	405
Ugenya	Ugenya	4	322.3
Ugunja	Ugunja	3	200.9
Bondo	Bondo	6	593
Rarieda	Rarieda	5	403.4
TOTAL		**30**	**2530.4**

Source: County commissioner's office, siaya 2013

COUNTY ASSEMBLIES FORUM (CAF)
P. O. Box 73552 - 00200,
NAIROBI, KENYA

1.3.2 Political Units

County's Electoral Wards and Constituencies

Table 2: County's Electoral Wards and Constituencies

Constituency	County ward	Constituency	County ward	Constituency	County ward
Ugenya	West Ugenya	Gem	North Gem	Rarieda	East Asembo
	Ukwala		West Gem		West Asembo
	North Ugenya		Central Gem		North Uyoma
	East Ugenya		Yala Township		South Uyoma
Ugunja	Sidindi		East Gem		West Uyoma.
	Sigomre		South Gem		
	Ugunja	Bondo	West Yimbo		
AlegoUsonga	West Alego		Central Sakwa		
	Central Alego		South Sakwa		
	Siaya Township		Yimbo East		
	North Alego		West Sakwa		
	South East Alego		North Sakwa		
	Usonga				

Source: Independent Electoral and Boundaries Commission, Siaya 2013

Demographic Features

Settlement patterns in the County follow the agro-ecological zones and fish landing bays with the high potential areas having the highest population density in the County. The average population density is 350 persons/sq.Km (KNBS 2012 Population projections). High potential areas include South Alego, Ukwala, North Ugenya, Central Ugenya, Yala, Wagai, Central Sakwa, Mageta Island and Asembo Central locations. Low potential areas include South West Alego, Usonga, West Sakwa, Usigu and East Uyoma locations which have low population densities. There are large nuclear settlements along major fish landing beaches such as Misori, Luanda Kotieno and Kamarigo in Rarienda Sub-County; and WichLum, Usenge, Uhunya, Honge and Nangoo in Bondo sub-County.

1.4.1 Population size and composition

The total population of Siaya County as at 2012 was estimated to be 885,762 persons (KNBS 2012 Population projections) comprising of 419,227 males and 466,535 female. The County has an annual population growth rate of 1.7 per cent and is projected to increase to 964,390 persons in 2017 (456,441 males and 507,949 female).

COUNTY ASSEMBLIES FORUM (CAF)
P.O. Box 73552 - 00200,
NAIROBI, KENYA

1.4.2 Population Density by Age Cohorts

As shown in the Table 3 below, majority of the population of those below 24 years of age is approximately 578,283 and constitute 65.3 per cent of the entire population. The total population of females is more than that of males; however it is imperative to note that the male population exceeds that of females in other age brackets such as 0-4 and 10-14.The higher population of females as compared to males can be attributed to the low life expectancy rate of 38.3 years for males as compared to 43.6 years for females.

COUNTY ASSEMBLIES FORUM (CAF)
P. O. Box 73552 - 00200,
NAIROBI, KENYA

Table 3: Population Density by Age Cohorts

Age group	24-Aug-2009 Census			24-Aug-2012 Projected			24-Aug-2015 Projected			24-Aug-2017 Projected		
	Male	Female	Total	Male	Female	Total	Male	Female	Total	Male	Female	Total
0-4	71,362	70,716	142,078	75,099	74,420	149,519	79,029	78,313	157,342	81,766	81,026	162,791
5-9	60,960	60,710	121,670	64,153	63,889	128,042	67,509	67,232	134,742	69,847	69,561	139,408
10-14	58,296	56,248	114,544	61,349	59,194	120,543	64,559	62,291	126,850	66,795	64,448	131,243
15-19	49,220	47,825	97,045	51,798	50,330	102,127	54,508	52,963	107,471	56,396	54,797	111,193
20-24	32,725	41,443	74,168	34,439	43,613	78,052	36,241	45,895	82,136	37,496	47,485	84,981
25-29	25,961	30,135	56,096	27,321	31,713	59,034	28,750	33,373	62,123	29,746	34,528	64,274
30-34	20,359	22,328	42,687	21,425	23,497	44,923	22,546	24,727	47,273	23,327	25,583	48,910
35-39	14,793	17,932	32,725	15,568	18,871	34,439	16,382	19,859	36,241	16,950	20,546	37,496
40-44	11,118	16,082	27,200	11,700	16,924	28,625	12,312	17,810	30,122	12,739	18,427	31,165
45-49	10,390	15,486	25,876	10,934	16,297	27,231	11,506	17,150	28,656	11,905	17,744	29,648
50-54	9,074	14,541	23,615	9,549	15,303	24,852	10,049	16,103	26,152	10,397	16,661	27,058
55-59	8,414	12,265	20,679	8,855	12,907	21,762	9,318	13,583	22,901	9,641	14,053	23,694
60-64	7,712	11,083	18,795	8,116	11,663	19,779	8,541	12,274	20,814	8,836	12,699	21,535
65-69	5,107	7,732	12,839	5,374	8,137	13,511	5,656	8,563	14,218	5,852	8,859	14,711
70-74	5,175	7,173	12,348	5,446	7,549	12,995	5,731	7,944	13,675	5,929	8,219	14,148
75-79	3,539	5,464	9,003	3,724	5,750	9,475	3,919	6,051	9,970	4,055	6,261	10,316
80+	4,159	6,155	10,314	4,377	6,477	10,854	4,606	6,816	11,422	4,765	7,052	11,818
tota	398,3	443,3	841,68	419,227	466,53	885,76	441,162	490,9	932,10	456,441	507,9	964,390

l	64	18	2		5	2		46	8		49	

Source: Kenya National Bureau of Statistics, 2009 Population Report

COUNTY ASSEMBLIES FORUM (CAF)
P. O. Box 73552 - 00200,
NAIROBI, KENYA

1.5.1.2 Population Density by Age groups

Populations can also be defined by selected age groups. These include, infants, under 5, primary school going age (6-13 years), secondary school going age (14-17years), the youth (15-29 years), female reproductive age (15-49) years, the labour force (15-64 years) and the aged population of 65 years and above. These age groups have been identified for analysis because of their critical role in the socio-economic development of the County.

Population by Selected Age Groups

Table 4: Population by Selected Age Groups

	24-Aug-2009 Census			24-Aug-2012 Projected			24-Aug-2015 Projected			24-Aug-2017 Projected		
Age Group	Male	Female	Total	Male	Female	Total	Male	Female	Total	Male	Female	Total
Under 1	15,093	14,860	29,953	15,883	15,638	31,522	16,715	16,456	33,171	17,293	17,026	34,320
under 5	71,362	70,761	142,123	75,099	74,467	149,566	79,029	78,363	157,392	81,766	81,077	162,843
Primary sch age 6-13	95,539	93,536	189,075	100,543	98,435	198,977	105,803	103,585	209,388	109,467	107,172	216,640
Sec sch age 14-17	42,498	41,877	84,375	44,724	44,070	88,794	47,064	46,376	93,440	48,694	47,982	96,676
Youth popln 15-35	107,906	119,403	227,309	113,557	125,656	239,214	119,499	132,231	251,730	123,637	136,811	260,448
Reproductive age 15-49		191,231	191,231	-	201,246	201,246	-	211,776	211,776	-	219,110	219,110
Labour force 15-64	179,766	229,120	408,886	189,181	241,119	430,300	199,079	253,736	452,815	205,974	262,523	468,497
Aged popln 65+	18,257	26,815	45,072	19,213	28,219	47,433	20,218	29,696	49,914	20,919	30,724	51,643

Source: Kenya National Bureau of statistics, 2012 projections

Under 1 year: The population of children aged one year and under is estimated to be 31,522 in 2012 and is expected to increase marginally to 34,320 in 2017. This population represents four per cent of the total population and is vulnerable to preventable illnesses hence specific interventions should be focused on to reduce the high morbidity and mortality in this population.

Under 5 years: The population of children under 5 is estimated at 149,566 in 2012 and is expected to increase to 157,392 in 2015 and 162,843 by 2017. This implies that measures have to be put in place to ensure that, under 5 years' mortality rate is reduced from the current 159 per 1000 live births (according to MICS 2011) to less than 70 per 1000 during the plan period.

Primary School going (6-13 years): The population of the primary school age group is expected to increase over the period from 198,977 as at 2012 to 216,640 in 2017. Males are expected to constitute the

majority of this age group compared to females. There is need to increase primary school facilities and employment of more teachers to cater for the growing numbers of pupils.
This population also requires targeted interventions on sanitation, nutrition and reproductive health and can serve as important change agents for adoption of healthy behavioural practices within the community

COUNTY ASSEMBLIES FORUM (CAF)
P.O. Box 73552 - 00200,
NAIROBI KENYA

Secondary School going (14-17 Years): The population of secondary school age group is expected to rise from 88,794 persons in 2012 to 96,676 in 2017. This population calls for continued investment in social and economic infrastructure like schools, training institutions and employment creation. Efforts should further be made to ensure high transition rates.

Youth Population (15-35) : It is estimated that there were 239,214 young persons in the County in august 2012 and is projected to increase to 260,448 by 2017. The sex ratio of the youth population is 47:53 for males and females respectively. Due to the increasing youth population, there will be need for more programmes that address youth issues such as training, health, recreation facilities and employment opportunities. There is also need to increase the number of sports and recreational facilities so as to engage the youth in sports and various disciplines.
In addition, this is the group that is most affected by HIV/AIDS in the county which calls for specific interventions aimed at addressing the scourge in these age groups e.g by investment in youth friendly centres in the county

Reproductive Age Group (15-49 years): Currently the female reproductive population is estimated at 201,246 in 2012 representing 22.7 per cent of the population and is projected to increase to 219,110 by 2017. The continued increase in population of this age group will require more resources to meet the rising demand for Family Planning and maternal and child health services. Furthermore, deliberate interventions must be put in place to increase the percentage of mothers delivering under skilled attendance from 56% in 2012 to 70% by end of 2017. This integrated plan intends to reduce maternal mortality from 691 per 100,000 mothers to less than 300 per 100,000 mothers by the end of the plan period.

Labour Force (15-64 years): The 2009 Kenya Population and Housing Census (KPHC) shows that 408,886 people were in the labour force age category. This category of population is projected to increase to 452,815 in 2015 and 468,497 by 2017. These economically active people represent almost 50 per cent of the total population in the County. This calls for more resources to be channeled to employment driven investments to reduce the burden of dependency and poverty. Most of the labour force in the County is unskilled and therefore, there is need to set up appropriate tertiary training institutions to cater for the primary and secondary school drop-outs.

Aged Population (65 years and above): The aged population currently stands at 47,433. The low population of the aged can be explained by the low life expectancy rate of both the male and female which stands at 38.3 and 43.6 respectively. The population in this age group is expected to increase marginally from 47,433 in 2012 to 51,643 by 2017. This group, is characterized by lives with non communicable conditions, such as cardiovascular diseases, cancers, diabetes and mental health, which need to be focused on during the plan period. There will be need for the expansion of social protection initiatives targeting this group so as to reduce the dependency ratio while up-lifting the living standards of this group.

Urban Population
The table below shows the projected population of the County's main urban centres from 2012 to 2017.

Table 5: Population Projections by Urban Centres

COUNTY ASSEMBLIES FORUM (CAF)
P. O. Box 73552 - 00200,
NAIROBI, KENYA

Population Projections by Urban Centres

Urban Centers	2009 Census			2012(Projection)			2015(Projection)			2017(Projection)		
	M	F	Total	M	F	Total	M	F	Total	M	Female	Total
Siaya	10,027	10,896	20,923	10,552	11,467	22,019	11,104	12,067	23,171	11,489	12,485	23,973
Bondo	7,055	7,690	14,745	7,424	8,093	15,517	7,813	8,516	16,329	8,084	8,811	16,895
Usenge	4,867	4,963	9,830	5,122	5,223	10,345	5,390	5,496	10,886	5,577	5,687	11,263
	21,949	23,549	45,498	23,098	24,783	47,881	24,307	26,079	50,386	25,150	26,983	52,131

Source: Kenya National Bureau of Statistics, 2013

From the above table, Siaya town is the most populous while Usenge town is the least populous with population of 22,019 and 10,345 persons in 2012 respectively. The high population in Siaya town may be attributed to the high number of civil servants and the presence of many government offices and institutions of higher learning. The urban population is steadily increasing and is expected to be 52,131 by 2017. The rise in urbanization will need heavy investments in proper housing and sanitation infrastructure as well as creation of more employment opportunities.

1.4.2 Population Density and Distribution

Table 6: Projected Population and Density by Constituency/Sub County

	2009 census		2012 projected		2015 projected		2017 projected	
Constituency	Population	Density	Population	density	population	Density	population	density
Alego usonga	187,243	309.1	197,049	325.3	207,359	342.3	214,541	354.1
Ugenya	113,848	353.2	119,810	371.7	126,079	391.2	130,446	404.7
Gem	160,675	396.7	169,090	417.5	177,937	439.4	184,100	454.6
Bondo	157,522	265.6	165,772	279.5	174,445	294.2	180,487	304.4
Ugunja	88,458	440.0	93,091	463.4	97,961	487.6	101,354	504.5
Rarieda	134,558	333.6	141,605	351.0	149,014	369.4	154,175	382.2

Source: Kenya National Bureau of Statistics, 2013

The County's population density was estimated at 350 persons per sq.km in 2012 and is projected to increase to 381 person per sq.km in 2017. Ugunja Constituency had the lowest population of 93,091 compared to Alego Usonga Constituency which had a higher population of 197,049. The high population density of 463.4 persons per km^2 in Ugunja Constituency can be attributed to productivity of land in the area. This population density is expected to increase to 504.5 persons per km2 by 2017. Table below shows the population projections by sub-counties.

Table 7: Population Projections by Gender by Sub County

Sub County	2009 Census			2012 Projected			2015 Projected			2017 Projected		
	Male	Female	Total	Male	Female	Total	Male	Female	Total	Male	Female	Total
Rarieda	64,473	70,085	134,558	67,850	73,755	141,605	71,400	77,615	149,014	73,872	80,303	154,175
Bondo	76,468	81,054	157,522	80,473	85,299	165,772	84,683	89,762	174,445	87,616	92,871	180,487
Siaya	87,502	99,741	187,243	92,085	104,965	197,049	96,903	110,457	207,359	100,259	114,282	214,541
Gem	76,527	84,148	160,675	80,535	88,555	169,090	84,749	93,188	177,937	87,684	96,416	184,100
Ugunja	41,014	47,444	88,458	43,162	49,929	93,091	45,420	52,541	97,961	46,993	54,361	101,354

Ugenya	52,668	61,180	113,848	55,426	64,384	119,810	58,326	67,753	126,079	60,346	70,099	130,446

Source: Kenya National Bureau of Statistics, 2013

COUNTY ASSEMBLIES FORUM (CAF)
P. O. Box 73552 - 00200,
NAIROBI, KENYA

Human Development Approach

1.5.1 Human Development Indicators

The human development approach emerged in response to the growing criticism of the use of economic development as a measure in the standard of living. The approach examines broader human development issues and is concerned with both building up human capabilities and with using those human capabilities fully. It underlines the expansion of opportunities so that the disadvantaged can do more for themselves through economic, social and political empowerment

Human development approach recognizes that there is no automatic link between economic growth and human development. The link has to be made through deliberate policies at all levels. Economic growth is necessary to enlarge human choices but not sufficient. Economic growth provides resources to support health care, education, and advancement in other Millennium Development Goals (MDGs). In turn, achievements in human development make critical contribution in assuring quality human capital to spur economic growth via productivity gains.

The use of Human Development Index (HDI), normally in the Human Development Reports (HDR) measure a country's development which is a composite index measuring average achievement in three basic dimensions of human development to reflect a country's achievements in health and longevity (as measured by life expectancy at birth), education (measured by adult literacy and combined primary, secondary, and tertiary enrolments), and living standard (measured by GDP per capita in purchasing power parity terms). Achievement in each area is measured by how far a country has gone in attaining the following goal: life expectancy of 85 years, adult literacy and enrolments of 100 percent, and real GDP per capita of $40,000 in purchasing power parity terms.

National human development reports provides a tool for analysis, reflecting people's priorities, strengthening national capacities, engaging national partners, identifying inequities and measuring progress at country level. The basic objectives of NHDRs are to raise public awareness and trigger action on critical human development concerns, strengthen national statistical and analytic capacity to assess and promote people-centred development, and shape policies and programmes by providing options and broad recommendations based on concrete analysis. It would be important in future, for counties to measure their development by calculating and using the specific HDI and GDI.

1.5.2 Human Development Index

One of the main objectives under the Kenya Vision 2030 is to provide a high quality of life for all Kenyans. Various human development indices will be applied to measure the broad level of wellbeing. These indices uses three basic dimensions namely education, health and income. The HDI emphasizes that people and their capabilities should be the ultimate criteria for assessing the development of a country and not economic growth alone since two countries/regions with the same level of Gross National Income per capita can end up with such different human development outcomes.

The Constitution of Kenya, 2010 in Article 27 stipulates that measures should be put in place to encourage affirmative action programmes and policies to address past inequalities. Economic and social

rights to all are also recognized in Article 43. These include the right to health care services, adequate housing, and sanitation, adequate food of acceptable quality, clean and safe water and appropriate social security to vulnerable groups in the society.

COUNTY ASSEMBLIES FORUM (CAF)
P. O. Box 73552 - 00200,
NAIROBI, KENYA

The 6th Kenya Human Development Report of 2009, Introduced a new measure for youth development in Kenya, the Youth Development Index (YDI). The index was at 0.5817 nationally but also depicted variations across the regions. The index is a composite of education, income and survivorship (health) dimensions. Therefore, it is critical to look at youth as a resource and a potential wealth for a nation. However, a large group of youths are potentially at risk of engaging in harmful anti-social behaviours, including risky sexual behaviour, substance use, and crime.

The constitution requires measures to be undertaken to ensure the youth access relevant education and training, have opportunities to participate in political, social, economic activities, and access to employment as well as protection from harmful cultural practices.

1.5.3 Gender Inequality Index (GII)

It reflects gender-based disadvantage in three dimensions—reproductive health, empowerment and the labour market. The index shows the loss in potential human development due to inequality between female and male achievements in these dimensions. It varies between 0—when women and men fare equally—and 1, where one gender fares as poorly as possible in all measured dimensions.

Kenya has an overall GII of 0.651(Draft 7th Human Development Report). This is however, not equal everywhere as there are regional disparities with counties located in Arid and Semi Arid Lands (ASALs) having high Gender Inequality Indices. In addition, there are certain groups which are more likely to experience poverty. These vulnerable groups include children living in poor households, the disabled the aged and the youth. Improving equity in gender issues and reducing gender disparities will benefit all sectors and thus contribute to sustainable economic growth, poverty reduction and social injustices.

1.6 Infrastructure and Access

1.6.1 Road, Rail Network and Airstrips

The County had 283.2 Km of bitumen standard roads, 741.3Km of gravel and 1,161.8 Km of earth roads as at December 2012. The County has witnessed an improvement in the road network with several roads being tarmacked; these include the Rang'ala-Siaya-Bondo road which is 90% complete, Ndori-Owimbi-Luanda Kotieno, and Bondo -Misori –Mituri road, Kisian- Bondo and ngiya- Ndori road. Several roads in the County have also been graveled. There are also three air strips in the County namely: Gombe, Dominion and Sega. These airstrips are currently not in use so there is need for the county government to rehabilitate them.

1.6.2 Posts and Telecommunications: Post Offices, Mobile telephony, landline etc

COUNTY ASSEMBLIES FORUM (CAF)
P. O. Box 73552 - 00200,
NAIROBI, KENYA

The County has a total of 28 Post Offices and 21 sub-post offices spread across the region. The County is serviced by three private courier services which include G4S, Wells Fargo and EMS. In addition to this, registered Public Service Vehicles also offer courier services.

It is estimated that 75.2 per cent of the households in the County own a radio, 13.7 per cent television sets, 90 per cent mobile phones with main operators being Safaricom and Airtel communication companies, 0.5 per cent landline and 1.2 per cent of the households own computers. It is important to note that most of the government offices have internet connection through modems.

1.6.3 Financial Institutions: Banks, SACCOs, Micro Finance Institutions

There has been an increase in the number of financial institutions in the County over the past few years with several commercial banks, SACCOs and other financial institutions opening branches in the County. A total of four major commercial banks are operating in the County and these include; Kenya Commercial Bank, Equity Bank, Co-operative Bank of Kenya and Post Bank among others with network of 12 branches. Currently there are 32 micro finance institutions and eight other financial institutions offering credit facilities e.g. Platinum, *Faulu* Kenya, *Adok timo*, and numerous table banking groups popularly known *as chamas* etc. It is important that the various stakeholders in the sector work together in order to promote well managed financial deepening to promote saving and investment in the County.

1.6.4 Education Institutions: Primary/Secondary Schools, Polytechnics, Colleges, Universities.

Administratively, the County has eight existing education divisions and a total of 21 educational zones. There are 636 primary schools, 179 secondary schools, six tertiary institutions, 12 special education schools, one public university and 13 special units in regular primary schools. School enrolment is 57,592 pupils at pre-primary level, 232,691 pupils at primary school level, 33,780 students at secondary school level, 2,759 at tertiary level, 1,847 in the university and 104 in the youth polytechnics. Basic literacy rate stands at 80 per cent.

1.6.5 Energy Access (main sources of energy, Electricity coverage etc)

The main sources of lighting in the County include: tin lamps, lantern, electricity, pressure lamps, gas lamps, wood fuel and solar. The main sources of cooking fuel used in the households include firewood constituting 82.5 per cent, charcoal at 13.6 per cent while 1.3 per cent of the households use paraffin. These indicate that the demand for wood fuel is high and continues to rise. This has negatively impacted on the forest cover within the County and there is urgent need for up scaling agro-forestry programmes and also encouraging households to use energy conserving jikos and alternative energy sources especially solar energy.

1.6.6 Markets and Urban Centres

The main towns in the County include: Siaya, Bondo and Usenge while the major markets are Ugunja, Ukwala, Yala, Madiany, Sega and Wagai. Most of these towns lack co-ordinate urban planning and solid waste management. Further to this, low compliance due to weak monitoring systems and weak enforcement of environmental provisions is cited as a cause of environmental degradation in the county.

COUNTY ASSEMBLIES FORUM (CAF)
P.O. Box 73552 - 00200,
NAIROBI KENYA

Land being the denominator on which every development takes place, there is competing demand for various uses. High rate of land subdivisions in urban centers is as a result of increasing population. With the increasing demand for housing and other economic activities, Spatial planning framework will guide

1.6.7 Housing

The classification on housing is based on the walling, roofing and floor materials used. It is estimated that 70.1 per cent of the households have earth floors, 29.0 per cent have cement floors, 0.40 per cent have tiles while 0.4 per cent have wooden floors. 63.8 percent of households use mud/wood as the main type of walling material while 0.1 of the households use tin as the main type of wall material. This can be associated with the high levels of poverty in the County and has also led to the high levels of jigger infestations. The main types of roofing material used in the County include: corrugated iron sheets (65.9 percent), *makuti/grass* (32.1 per cent) and asbestos sheet (0.9 per cent).

Available housing units in the County are only 20 percent of the total demand. The demand is high while the supply is very low. There is need for more housing units to meet the supply for more units to meet the surging demands. House provision is mostly owner occupier in the rural areas. In urban areas, provision is mostly by the private developers, National Housing Cooperation and Ministry of Housing for civil servants. NHC has land for future development at the County headquarters. The Ministry of Housing indicates the total number of dwelling units for constructed for government departments in Siaya County as 233; 15 units of High Grade (HG) 104 units of Medium Grade (MG) and 139 units of Low Grades(LG) of Government houses. They are occupied by the following government departments; Police, Health personnel, Ministry of Agriculture personnel, provincial administration, Department of Survey,Ministry of Housing and public works. Distributions of these houses are as indicated here below:-

Table 8: Number of Government Dwelling Units

				POLICE LINE		AP. LINE		TOTALS
	HG	MG	LG	MG	LG	MG	LG	
SIAYA SUB COUNTY	8	72	49	65	0	1	23	**218**
BONDO SUB COUNTY	3	6	2	2	28	0	15	**56**
GEM SUB COUNTY	0	15	52	0	16	0	4	**87**
UGENYA SUB COUNTY	3	7	14	2	22	0	6	**54**
UGUNJA SUB COUNTY	0	2	6	0	0	0	0	**8**
RARIEDA SUB COUNTY	1	2	16	0	0	0	0	**19**
TOTALS	**15**	**104**	**139**	**69**	**66**	**1**	**48**	**442**

Source: County Housing Office 2013

There are two types of housing units in Siaya County, permanent and semi-permanent. Permanent dwellings, constructed using materials that can maintain stability for more than two decades such as tiles, iron sheets, ballast, cement, wood and iron bars. Semi-permanent dwelling units on the other hand are constructed using materials that are both permanent and temporary such as clay, wood or grass that cannot maintain stability for more than a decade. Government houses in Siaya County are constructed of stone/ concrete blocks on super structure walling. Roofing is of GCI sheets/Asbestos and Mangalore tiles

while floors are of screed. Due to state of disrepair these houses are badly dilapidated and require refurbishment

COUNTY ASSEMBLIES FORUM (CAF)
P. O. Box 73552 - 00200,
NAIROBI, KENYA

The rent ranges from KShs.1000 for a one bedroom unit to KShs.12, 000 for a three bedroom self-contained unit for rentals constructed by private developers. Government quarters are considerably affordable compared with privately rented quarters. Market rent rate charged on government houses is dictated by the occupation space therein and valuation done by qualified government valuer.

1.7 Land and Land Use

Land in Siaya County is categorised based on the Constitution of Kenya 2010 as follows: private land, public land and community land.

Private land, which forms most of the land in the county, is the category of land owned by private individuals. The rights and interests of this category of land have been fully ascertained through the process of land adjudication and therefore relatively easy to acquire for investment purposes. There however still exist sections whose rights and interest have not been determined and the county government needs to intervene to have the process finalised.

Approximately 2059 square kilometres of land is arable and a major form of land use is peasantry agriculture. Only small potion Siaya town has been set aside for industrial use. There is need to demarcate more land for industrial use in major urban centres in the county.

Most of the lands in the rural areas are under general boundaries prone to a lot of boundary disputes, while in Urban centers there are fixed surveys which are free from disputes. The first category requires that this general surveys be geo-referenced to reduce the number of disputes arising from the boundaries.

1.7.1 Mean holding size, land suitability, use, availability, agro ecological zones

The average farm size in the County varies from sub-County to sub-County, for instance the average farm size for small scale farmers in Bondo sub-County is approximately 3.0 Ha while in Siaya sub-County is 1.02 Ha. The average farm size for large scale farm stands at approximately 7.0 ha.

Due to high cost of processing land transactions and succession charges, there are a lot of informal land subdivisions in the County.

1.7.2 Percentage of land with title deeds

As at 2012, 259,124 farmers had been issued with title deeds. Most of these titles however, bear names of the forefathers while the current occupiers of the land are third generation owners with no titles.

This means that there are limited collateral for securing loans to undertake different kind of business, hence reducing the possibility of micro-investments within the County and the region at large. During the plan period, efforts are expected to be made to formalize land ownership

1.7.3 Incidence of landlessness

Siaya County is majorly inhabited by families that trace their land ownership mostly based on their ancestral lineage. The culture of land ownership is under threat following the emerging trend of leasing or

selling land for commercial endeavors. This trend is likely to lead to cases of landlessness in the near future. In Ugunja, Gem and Ugenya there is limited land for agriculture due to the high population densities. Following the 2007/2008 post-election violence, a percentage of the residents of the County were displaced from various parts of the County. Almost all of those displaced traced their way to their ancestral land in which they were welcome. Generally there are no cases of landlessness in the County.

COUNTY ASSEMBLIES FORUM (CAF)
P. O. Box 73552 - 00200,
NAIROBI KENYA

1.8 Community Organizations/Non-State Actors

1.8.1 Cooperative Societies

In the year 2012, there were a total of 105 registered cooperatives societies in Siaya County. These consisted of 65 active, 35 dormant and 5 collapsed societies. The estimated total turnover of the sector was Kshs.336,046,473.00 while the total registered membership of stood at 60,788 in the same year.

The sector is faced with various challenges characterized by poor membership. The government plans to increase the membership from the average of 4% to 15% through the proposed increased capitalization of programme Kshs. 1,000,000,000.00. The sector plays a significant role in value addition through development of plants for dairy products, fish and cotton cottage industries. It is proposed that a County Cooperative Development Committee be formed to increase effective Governance of the cooperative sector.

1.8.2 Self Help, Women & Youth Groups

There are 4,920 and 2,560 registered women and youth groups within the County respectively. The women groups engage in crop farming, handicraft basketry, mats and pottery, table banking, small enterprises and tree nursery. The main problems facing the women groups are: poor project identification, lack of enough training on management of resources, poor record keeping, and low levels of education, poor leadership, conflicts and inadequate resources.

The youth groups carry out the following activities: savings and loan, bicycle transport, tree nursery, poultry rearing, sand harvesting, brick making, table banking and horticulture and HIV and AIDS awareness creation. The challenges facing the youth groups include: high prevalence of HIV and AIDS among them, rural-urban migration in search of jobs, lack of capital to start/boost projects, lack of entrepreneurial skills, and high death rate among youths due to drug abuse. The groups need capacity building on project management, project identification, proposal writing implementation and monitoring.

1.8.3 Non-Governmental Organizations.

There are several Non-governmental Organizations undertaking various development projects within the County, working closely with various government ministries and the various sub-County development offices. Some of the international NGOs across the County include: Plan International, Care Kenya, USAID (APHIA PLUS), World Vision, Kenya Red Cross, KEMRI/CDC, and YWCA etc. Their main activities include: food security, care for orphans and widows, women empowerment (savings and loans to groups), malaria research, VCT, advocacy among others.

1.9 Crop, Livestock and Fish Production

1.9.1 Main crops produced

The main food crops include; maize, sorghum, millet, beans, cowpeas, cassava, sweet potatoes, groundnuts and finger millets while the main cash crop include cotton, rice, sugar cane and groundnuts. Some of the emerging crops in the County include: irrigated rice, palm oil, chili, passion fruits and grain

amaranth. Vegetables produced in the County incude: tomatoes, onions and kales while fruits grown in the region are; mangoes, pawpaw, bananas, oranges and watermelon.

COUNTY ASSEMBLIES FORUM (CAF)
P. O. Box 73552 - 00200,
NAIROBI, KENYA

1.9.2 Acreage under food crops and cash crops

Food crops cover a total land area of 150,300 ha while the cash crops occupy 2,500 ha. In 2003-2007, one major project that was considered of significant potential to raise the area under cash crops was the reclamation of the Yala Swamp for rice production by the Dominion Farms limited which reclaimed 450 ha for rice production.

1.9.3 Average farm sizes

The average farm size for a small scale farmer is 1.5 ha and 7.0 ha for a large scale farmer. Due to small farm holdings and the resulting limited benefits economies of scale, the practice of mechanized agriculture is heavily constrained.

1.9.4 Main storage facilities

The main storage facilities in the County both on and off farm include; traditional cribs, modern stores, traders' stores at the market centres and the National Cereals and Produce Board store in Bondo and Gem sub-counties**.** These facilities are inadequate and are not well equipped to prevent high post-harvest losses

1.9.5 Main livestock breeds

There are several livestock breeds in the County. These include: zebu cattle, up-grade and pure dairy cows, dairy goats, poultry, local goats, sheep, pigs, rabbits, donkeys and bees. Among these zebu cattle forms the largest part of the cattle population approximately 90%. Local sheep and goats are also widely kept by 70% of the farm holds. Nearly 99% of the households also own chicken. The County, therefore, has a great potential for the development of processing industries for both livestock products and by-products.

1.9.6 Main fishing activities, types of fish produced, landing sites.

In Siaya County, the main activities in the fisheries sub-sector are capture fisheries in Lake Victoria, Lake Kanyaboli as well as dams and fisheries aquaculture undertaken in fish ponds. The major fish species from the capture fisheries are Nile Perch, ***rastrineodola argentea*** (Omena), ***hatlochromines*** (fulu/wiu) and Nile Tilapia while the cultured species are Nile tilapia and the rarely found African Catfish. The capture fisheries resource users land their fish at Fish Landing sites of which there are a total of 81 along the shores of Lake Victoria with the major ones being Luanda Kotieno, Wichlum Uhanya, Usenge, Nango Kamariga and Osindo. On Lake Kanyaboli there are 3 fish landing sites. Some effort has been made to bring the fish landing sites to the quality assurance standard required but a lot of work remains towards this direction. In the year 2012, fish production from the capture fisheries totalled 28,149 metric tonnes while fish farming realized 71.3 metric tonnes.

The fish landings in Siaya County, same to the situation experienced in the other counties riparian to Lake Victoria has been declining over the last ten years while the demand for fish has steadily been increasing. In a bid to bridge the emerging gap between supply and demand for fish, the National government

intensified fish production through fisheries aquaculture as from 2009/2010 fiscal year. This resulted in construction of 300 fish ponds for fish farmers in each of the sub-County under the widely publicised ESP Programme.

COUNTY ASSEMBLIES FORUM (CAF)
P. O. Box 73552 - 00200,
NAIROBI, KENYA

The challenge of sub optimal staffing levels, especially in the extension front, coupled with inadequate working tools including means of transport has hindered provision of services to the clients. The HIV/AIDs prevalence among the fishers affecting the workforce has also adversely impacted fish production from the capture fisheries.

1.10 Forestry and Agro Forestry

1.10.1 Main Forest Types and Size of Forest

Siaya County has only hill top forests with varied indigenous tree species while some parts are enriched with exotic species such as eucalyptus species, *Callitris robusta, Grivellea robusta, Cupressuss lusitanica, Pines species, Cassia species, Tarminilia species* and *Jacaranda mimisifilia* among others. Most of the hills are under County government as trust lands and they include; Regea hill, Akara hill, Got Osir, Mbaga, Ramogi and Odiado among others.

1.10.2 Main Forest Products Gazetted and Un-gazetted Forests

Currently, the county has two gazetted forests: Got Abiero and Ramogi Forests. The main forest products are timber, firewood, grazing and charcoal burning. Due to limited forest cover (used in the County are mainly from neighbouring counties such as Nandi hills, Kisii, Kakamega and Kericho and at times from Uganda. The County also obtains forests products from County government forest and private individual farms although it does not meet the local demand making the County a net importer.

1.10.3 Promotion of Agro-Forestry and Green Economy;

i. The main income generating projects in the County include: tree nurseries, planting of fruit trees, establishment of woodlots, establishment of private forest, promotion of beekeeping, capacity building on income generating activities, promotion of mushroom farming, establishment of *Aloe Vera* farming in the dry part of the County, promotion of butterfly and silk farming, among others.

ii. Protection of trees in all sources including, water springs, river-line, riverbanks and swampy areas is being carried out in the County in collaboration with the local community.

iii. Prevention of soil erosion in the County is being carried out in various places including the degraded areas, quarry areas, burnt areas, areas where bricks were made, bare areas, steep terrain and alleys by planting trees in all these areas.

iv. Provision of wood fuel and generation of energy for industries: the establishment of woodlots and private plantations for instance the production of transmission poles for Kenya Power Company, production of fuel for sugar companies, production of fuel wood for brick making industries and local consumption all can be achieved through planting fast growing trees species such as Eucalyptus, Acacia, Cassia Jacacaranda, Cassurarina and Gravella.

v. Improvement of soil fertility in the County is being done by growing of nitrogen fixing trees such as acacia species, cassia species and also by growing of heavy-leaved trees *Tarminalia indica, Bisjovia*

japonica, zysygium guinensis, Ficus species, *Tarminalia brownie, Miesopsis eminii and Grivellea* robusta etc.

COUNTY ASSEMBLIES FORUM (CAF)
P. O. Box 73552 - 00200,
NAIROBI, KENYA

vi. Growing fruit trees for improved nutrition both for domestic use and surplus for market; Kenya forest service is promoting the following fruit tree species in the County: *psidium guava* (mapera) *Mangifera indica (Mangoes),* paw paw, citrus fruits *Tarmarindus indica* among others.

vii. Provision of carbon sink (carbon trading); all trees sequester carbon depending on the density of the leaves they have. Carbon trading has just started in County, although it has not picked up as expected. The challenge has been the mode of payment and the simulation method of calculating the amount of carbon which is not only complicated, but also tedious

viii. Beautification activities in towns, schools, and other public places; trees are planted in towns and market areas in parks, gardens, arboreta, streets and avenues as well as any other open places. In highways, they are planted in both sides of the road reserve so long as they are not interfering with electric poles and water pipes or sewer systems. In homes they are planted as homestead planting, kitchen gardens, compound planting, and fencing. Each planting has unique characteristics. The biggest challenge is tree destruction.

ix. Animal feed production; trees that are planted for fodder should be palatable such *Leucaena leucocephala, Sesbania sesban, callindra species* and many indigenous; they are very important as supplement food for dairy animals.

x. Growing and processing for medicinal/ value plants and products: these includes; Tarminalia species, Borea species and many other indigenous species

1.11 Environment and Climate Change

1.11.1 Major Contributors to Environmental Degradation in the County

Major contributors to environmental degradation in County; includes the following, poverty, population pressure, unemployment, settlement farming brown development(modernization), high cost of energy and diseases and pests besides frequent fires during land preparation

1.11.2 Effects of Environmental Degradation

The effect of environmental degradation is highly visible in the County. This is evident in the reduction of water levels, soil erosion and silting of the dams and water pans, low agricultural productivity due to prolong drought. Yala Swamp, the third largest of Kenya's wetlands, is situated on the deltaic sediments of the Nzoia and Yala Rivers at the point drain to Lake Victoria. The swampy vegetation consists of papyrus; phragmites and typha. The wetland is a vital habitant for many birds and several fish species which are displaced from the main body of Lake Victoria upon the introduction of the predatory Nile Perch. The swamp also filters sediments, nutrients and pollutants from the waters entering Lake Victoria from the Nzoia and Yala River Catchments. Sustained drainage of the swamp since the 1960s in order to pave way for agriculture has led to a loss of 17,500 ha. There has been a dramatic destruction of the wetland's vegetation within a span of only three years. In 2007, only the large scale Dominion farm project was visible while in 2010 an additional considerable proportion of the swamps vegetation has been cleared by small scale farmers.

COUNTY ASSEMBLIES FORUM (CAF)
P. O. Box 73552 - 00200,
NAIROBI, KENYA

1.11.3 Climate Change and its Effects in the County

Climate is the average weather conditions of a given location observed over a period of time (at least 30 years). Climate plays an important role in many socio-economic and environment activities since it determines the space-time distribution of the world's resources; About 90 per cent of all natural disasters world-wide are climate-related; and about 10 per cent of the disasters often emanate from geological, biological and technological activities

Climate change effects in the County include: change and erratic rainfall patterns, reduction of water quantity and quality, occurrence of frequent fires flooding ,siltation of rivers, dams and lakes, temperatures increase and frequent diseases outbreaks

1.11.4 Climate Change Mitigation Measures and Adaptation Strategies

Climate change is arguably the defining environmental challenge to the County's sustainable development. The County leadership should fast- track enactment of a climate change law in order to build on the momentum started by the National Climate Change Response Strategy (NCCRS) which provides a road map for integrating a series of mitigation and adaptation measures in all the County planning and budgeting processes in order to strengthen County's climate change resilience.

Climate change mitigation measures and adaptation strategies which can be applied includes; formation of multi-stakeholder platform, Combination of local and scientific knowledge, sensitization and capacity building, afforestation and reaforestation construction of pans dams and other water harvesting measures, employment creation for the youths through accessing youths fund, use of proper farming methods (good farming practices) and zoning land use.

1.12 Mining

1.12.1 On-Going Activities

Gold has been mined in the County for considerable time on substance basis in shallow excavations in Bondo, Siaya, Rarieda, Ugunja and Gem sub-counties.

1.12.2 Mining Potentials

A study by Lake Basin Development Authority has shown that the whole of the lake Victoria Basin region of which Siaya County is included, has some minerals, precious stones and rare earth elements. The best known mineral in the County is gold. Other minerals include fluorite which occurs as a thin vein near Rata within the larger Asembo; granite and black sand from Yala valley which has weak radioactive quality, mining in Kogello, and sand harvesting along the beaches and river Nzoia.

1.13 Tourism, Wildlife Conservation and ICT

1.13.1 Main Tourist Attractions, National Parks/Reserves

The County has only one gazetted game reserve which is Lake Kanyaboli Game Reserve. The settlement patterns within the county coupled with the high population density posses as a major constraint to large-scale wildlife conservation.

There has been several investment in cultural and heritage centre, hotels, linkages of the County with the western circuit and tours and travel investments. Some of these investments include the Alego Nyang'oma Kogelo Village, a place of international attention because it is the birth place of Barack Obama Senior, the father of the United States' first black President, Barack Obama. The cultural sites in the County include; Olua Sacred Trees, Holy Got Adodi, Bullock of Got Podhe, Rambugu hills, Got Ramogi, Jaramogi Oginga Odinga Mausoleum, Achieng' Oneko Mausoleum, Mageta Island, Odera Akang'o office and cells in Yala and several island lakes along River Yala (Sare, Nyamboyo) . There exists 33 beaches and 5 habited islands in the County (Oyamo, Mageta, Ndeda, Magare and Sihu).

COUNTY ASSEMBLIES FORUM (CAF)
P.O. Box 73552 - 00200,
NAIROBI, KENYA

1.13.2 Main Wildlife

The varieties of wild life found in the County include hippopotamus (Lake Victoria, River Yala), crocodiles (Yala Swamp, parts of the Lake Victoria), Sitatunga (Yala Swamp) and monkeys and leopards. The County has several species of fish, but the most popular ones are Nile perch, *Rastrineobola argentea (*Locally known as Omena) , Hatlochromines (locally known as Fulu or Wiu) and Nile Tilapia. The first species have a very high commercial value and is responsible for the economic break through which has been experienced along the shore of Lake Victoria. Others are bushpig (mainly in Yala Swamp), Hyenas (Got Abiero, Utonga), various species of snakes e.g. pythons, cobras and various species of birds.

1.13.3 Tourist Class Hotels/Restaurants, Bed Occupancy

The County currently does not have any classified hotel. However there are 89 unclassified hotels with a gross bed capacity of 1,780. In addition, there are 619 bars and restaurants. The fact that the 44th president of the United States of America has paternal roots in the County has given the County an overwhelming facelift within the tourism sector. However, low bed capacity remains the major constraint to tourism resulting in visitors seeking accommodation in the neighbouring counties.

1.13.4 Information Communication and Technology

Information Communication Technology has not been fully embraced in the County. The most widespread use of ICT includes fixed and mobile telephony, fax, TV and radio as well as newspapers. A number of commercial outlets are offering online computer services such as email account opening, downloading payslips i.e. GHRIS, KRA PIN registration and other cyber services that include typesetting, printing and photocopying. For the sector to spur growth and offer employment to the youth in the County, ICT development should be given special focus by encouraging the establishment of more cyber cafes, and expanding the social and physical infrastructure especially in rural markets and small urban centres where most of the population live.

Efforts to promote widespread use of ICT will focus on primary, secondary schools and youth polytechnics which have many pupils /students whose future livelihoods and ability to participate in development can be greatly aided by ICT and approach institutions and households sensitizing them on affordable ways of electricity connection e.g. Stima Loan. In resource poor areas in the County sensitize and initiate solar power connection which is cheaper and environmentally friendly e.g. Safaricom Solar whereby consumers pay a deposit of Kshs. 2,500.00 and daily instalments of Kshs. 40 through Mpesa for a year and are able to purchase a three bulb lighting system and a multi mobile charge solar panel and battery. By encouraging ICT, the County will be gearing towards the realization of the goals stipulated in the Kenya Vision 2030.

Table 9:Statistics on Information Categories in the County

COUNTY ASSEMBLIES FORUM (CAF)
P. O. Box 73552 - 00200,
NAIROBI, KENYA

Information Category	Statistics
Number of landline telephone connections	38
Mobile network coverage percent	90
No. of Cyber cafes	21
No. of private courier services	10
Number of Post offices	28
Number of Sub-post offices	21
Licensed stamp vendors	16
Community distribution by distance to nearest Post Office (%)	
0 – 1km	3.0%
1.1 – 4.9 km	38.0%
5 km and more	59.0%

Source: County Information office, Siaya

1.14 Trade Industry, Cooperatives and Labour

There exist small scale firms that utilize locally available raw materials in their production process. However The County has no major processing and manufacturing industries. These firms include; rice processing, sugar cane juggaries, bakeries and *jua-kali* industries. However, there is great potential in industrial development in the County due to the availability of raw materials (fish, sand, mangoes, skins and hides, underlying rocks), an educated human resource, availability of land, readily available market, political good-will and other support systems.

1.14.1 Industry Sector Situation Analysis:

On average 9 out of 10 new jobs are created in the informal sector. Majority MSEs are in the agriculture at 46.% followed by Trade at 41% and Small Manufacturing 9%. Services and Transport form the 4%. Half of the MSEs die within the first three years of their establishment; 65% their businesses are not registered and majority operate on temporary structures/market stalls. There are 17 registered MSE associations in the County each with an average of 300 members and 6 MSE SACCOs.

Most of the products are made for local markets since most operators lack creativity and innovation; they copy and replicate similar products from their business colleagues with the resultant effect of market saturation.

The MSE Sector plays an important role towards the County's economic growth, employment creation, poverty reduction and development of an industrial base and therefore must be prioritized. To effectively address these challenges, there is need to come up with a disaggregated MSME's Data Profile, Construct and Equip industrial development Centers, promote creativity and innovation, Development of Business Information Center and creation of a County Revolving Fund of which all these do not exist in the County. There also need to develop a County Industrial Development Policy to facilitate investment of industries with much focus on provision of incentives.

1.14.2 Access to Credit Facilities:

Due to high interest rates offered by the corporate financial Institutions and their tight conditionalities coupled with the resulting negative attitude of resident communities, loans uptake in the county has generally remained very low. Though relatively dormant, the cooperative subsector has provided opportunity for access to credit facilities in addition to existing banks, microfinance institutions, and other

sources of formal credit. There also exists other sources of credits such as table banking groups which commonly known as *chamas*. This form of credit plays an important source of credit amongst the micro-entrepreneurs. The government has also various lending programmes running targeting the very poor of the society. These programmes include: Poverty Eradication Commission (PEC) pilot Revolving Loan Fund (RLF), Women Enterprise Development Fund (WEDF), Youth Enterprise Development Fund (YEDF) and the credit from the Siaya Joint Loans Board which are primary sources of soft loans to MSEs.

COUNTY ASSEMBLIES FORUM (CAF)
P.O. Box 73552 - 00200,
NAIROBI KENYA

The county government targets to disburse a total of Kshs. 300 million to 3000 traders within the county through the Siaya Joint Loans Board which has been in existence since 1969. Currently the loans uptake is averagely estimated at 0.06% under the scheme which is considerable too low for the entire County in which an average annual disbursement of Ksh. 1,738,000.00 is issued to only 27 traders under the programme.

Many similar programmes are needed in order to increase access to credit thereby helping MSEs grow and improve business performance thus contributing to the ultimate goal of improving the quality of life in the county.

1.14.3 Business Management Skills:

A majority of traders are not sufficiently trained on business management skills. This is a very essential training that equips traders with necessary skills on how to keep their businesses profitable and grow them to the next level. The County currently target to increase the current level of business skills from 0.1% to 100% of the loan beneficiaries. In order achieve this series of training programmes are needed which include the need to undertake traders trainings on a routine basis.

1.14.4 Markets for Products:

Access to markets for already produced products is major challenge due to lack of information. A developed market information system would mitigate this challenge by creation of market information system through mobile telephone networks and market information centers.

1.14.5 Export Trade:

The County has not yet fully exploited the benefits of International Trade. The existence of the Kisumu International Airport, positions the County well in exploiting opportunities for international trade. Profiling the current engagements in international trade from the County and capacity building and developing comparative advantage products for the international market is an important approach to exploiting these export trade opportunities. Feasibility study on development of flower and fruits export industries would also be very beneficial for the region after linkage with the Export Promotion Council to undertake capacity building of traders on export trade.

1.14.6 Markets Centers:

There are 103 trading centers in the county, most of which are under developed due to poor infrastructural support namely: poor connectivity to electricity; few or no market center buildings; poor road networks; poor lighting of streets; poor access to water with sanitation facilities especially toilets amongst others.

This situation is a major setback in growth of trade and investment. Inadequate security has also been noted as a challenge in trade development since it has set a common trend of traders closing business before sunset. Investments in basic market infrastructure are needed in order to deal with these challenges.

COUNTY ASSEMBLIES FORUM (CAF)
P. O. Box 73552 - 00200,
NAIROBI, KENYA

1.15 Employment and Other Sources of Income

1.15.1 Wages Earners

Wage employment in the county forms approximately 17% of the total employment opportunities scattered across various sectors including agriculture, Non-Governmental Organizations, the government and in the transport industry. Agriculture alone provides approximately 61% of all employment opportunities in the county.

1.15.2 Self Employed

The urban self employed comprise 14 percent of the total labour force while 8 percent is rural based. Most people in the rural areas are self employed and engaged in small scale businesses operating kiosks selling grocery, foodstuffs, small hotels and 'boda boda services and undertaking small scale farming. The urban self employment includes those in businesses like shop keeping, hotels, chemists, hair dressing foodstuff trade , cottage industry among others.

1.15.3 Labour Force

The County's labour force was projected to be 430,300 in 2012 out of which 189,181 were men and 241,119 were women. It is projected that this will increase to 452,815 in 2015 and 468,497 in 2017. In view of these dynamics, there will be need to invest in key sectors of the economy in order to create employment opportunities for this force.

1.15.4 Unemployment Levels

It is estimated that approximately 40% which translates to 172,120 persons in the counties labour force is unemployed. These high levels of unemployment may be explained by low access to affordable credits, lack of collateral and more often overreliance on white collar jobs with total disregard to self employment.

In this regard, more opportunities need to be created with an aim of addressing the unemployment problem. The county government has put in place various programmes that will expand opportunities for the youth and women. Nonetheless, there is need for more interventions by all stakeholders to complement government's initiatives.

1.16 Water and Sanitation

1.16.1 Water Resources and Quality

The county has to major rivers namely: River Yala and river Nzoia. These two rivers, which form the county's drainage systems of major river basins with numerous tributaries, drain directly into lake Victoria. The seven major tributaries (small rivers) are Huro, Akala North, Nyamonye, Woroya, Dande

and Seme Awach which have a combined discharge rate of 7.42m^3/sec. They are potentially important sources of water needed for both farming and domestic use.

COUNTY ASSEMBLIES FORUM (CAF)
P. O. Box 73552 - 00200,
NAIROBI, KENYA

There are several swamps, wetlands, dams and pans. The major lakes in the County are: Lake Victoria, Kanyaboli, and Lake Sare. Ground waters are found in Nyanzan rock aquifer system and Ravirondian rock aquifer system. Generally, the county has good potential of ground water. The potential however, diminishes as one approaches the lake. There are also several springs and shallow wells. There are several sampling points for ground and surface water done on quarterly basis for water analysis to determine the quality.

Surface water resources are the rivers, streams, lakes while underground waters are those waters found underground and drawn through bore holes and shallow wells. There is abundant surface water available in the County but underground water potential is generally scarce and more so pronounced in Bondo and some parts of Siaya.

The quality of the available water resource is affected by human activities along the water courses which pollutes the water. Pollution is evidenced by the presence of high turbidity in the water sources resulting in very high cost of treatment.

The northern parts of the county, especially in Ugenya and Ugunja subcounties, have abundant sub-surface water resources. This is evidenced by the occurrence of underground water at shallow levels of less than 15m deep.

Although the central part of the County has exhibited greater potential of underground water, the occurance tends to be at a slightly deeper level of between 15m and 25m. Exploitation of underground water on the southern parts of the county, especially along the shores of Lake Victoria, has fewer prospects. Underground water in parts of the county is found at over 25m deep, and is saline.

Run-off water can also be collected in small surface dams and earth pans. This alternative is particularly suitable for drier parts of the County in Uyoma, Sakwa and Usonga which have several suitable sites for small dams. In Rarieda, water pans have been done to help boost the water volume in the sub county. Surface water in the County should be used for human consumption only after treatment due to wide spread environmental contamination from both man and livestock.

1.16.2 Water Supply Schemes

There are about twenty four existing water supply schemes (9 No.GOK, 5 No. institutions', 10 No. community based) in the County that are utilized to provide water services to the people of the County.
These schemes range from small community based to large piped water suppliers. The facilities are managed by Community based management water committees, semi- autonomous water service providers and institutions.

These water supply facilities provide water coverage of **42%** serving about **396,000** people in the County. The water facilities are dilapidated and pose operational challenges thereby not sustainable and will require rehabilitation and expansion to bring them to operational status and cover the ever increasing water demand.
It is important to note that all the water facilities are pump based systems consuming high power for their operations, this calls for project re-design to make the schemes gravity based systems in-order to reduce the high energy cost incurred by the facilities. One step the Government has taken is to undertake the upgrading of Sidindi-Malanga water Supply to serve Siaya and Bondo Towns through gravity.

1.16.3Water Sources (Distance to the Nearest Water Point)

COUNTY ASSEMBLIES FORUM (CAF)
P. O. Box 73552 - 00200,
NAIROBI, KENYA

The distribution of water sources, surface and underground in the County are naturally widely spaced and make people walk long distances to fetch water. The Government interventions were intended to reduce the long distance coverage to about 500m distance. The intervention measures the Ministry of water has put in place so far interns of piped schemes, point water sources like boreholes, shallow wells and spring protection has not met the target.

The rural population of the County depends on various types of water sources for their domestic needs. The southern part (Bondo and Rarieda) have less than one water point per 2.5km², while the north and north-eastern parts have a water point density of more than 3 per km². Streams are the most wide spread type of water points, but occur mainly in north-eastern part of the County. Other sources of water in the County include; wells, boreholes, roof catchment, rivers, Lake Victoria, water holes, dams, ground catchments and piped supplies. A large number of water points cannot be used during the dry season because they are seasonal. There will be need for expansion of water supply systems in addition to de-silting the existing dams like Ouya, Anyuongi and Gologolo so as to reduce distance to water source to less than 3 km

1.16.4 Sanitation

Sanitation in the County is still a problem with only 5.9 per cent of the households with access to piped water while the latrine coverage stands at 75.3 per cent. There are no planned sewerage systems in all urban centers in the County and this calls for concerted efforts from all the stakeholders especially the County government to invest in planned sewerage systems for improved liquid and solid waste disposal. Currently a major water and sewerage system is underway developed in Bondo and Siaya Towns through a joint venture between the Government of Kenya and African Development Bank.

Efforts are also required to Scale up Community Lead Total Sanitation (CLTS) efforts that are ongoing in the county. The county currently lacks a proper solid waste disposal system and there is need to improve waste management in urban centres

1.17 Health and Nutrition

1.17.1 Current Health investments

The main goal of the health sector is to achieve"*the highest possible health standards in a manner responsive to the population needs"*. This will be done by not only expanding existing curative services, but also through shifting the emphasis in the health system from curative health care to preventive and promotive health care.

In the last few years, the County's health infrastructure has improved as a result of construction and renovation of health facilities through devolved funds such as CDF and LATF as well other funds like ESP funds.

The County currently has a total of 149 health facilities, 120 of which are public facilities (about 80 percent of total facilities). The 120 public facilities consist of one county referral hospital, six sub-county hospitals and 113 primary care facilities.

In addition to the health facilities, health services in the county are also provided by the current 187 existing Community Health Units.

The current health care staffing levels in the county is represented by a "nurse to population ratio" of 1:1697 and a "doctor to population ratio" of 1:38511

COUNTY ASSEMBLIES FORUM (CAF)
P. O. Box 73552 - 00200,
NAIROBI, KENYA

1.17.2 Morbidity and mortality

Routine data collected at health facilities in the county indicates that the major causes of morbidity in the county are: Malaria (54%) respiratory tract infections (15%) and diarrheal diseases(4%). These 3 preventable illnesses are also the main causes of childhood morbidity in the county.

It is important to note that the burden of non-communicable conditions in the county such as cardiovascular diseases, diabetes, cancers, mental health, etc has not been quantified.

The current child mortality rates for the county (NNMR 39/1000 live births, IMR 111/1000 live births,U5MR 159/1000 live births)are among the highest in the county. Majority of these deaths are due to preventable and treatable illnesses. Of importance also is the fact that majority of thse childhood deaths are due to an underlying factor of HIV/AIDS and malnutrition.

1.17.3 Nutritional Status

According to the Kenya Integrated Household and Budget Survey (2005/2006), 22.79 per cent of the children in the County below 5 years are stunted, 12.6 per cent of the children in the same category are underweight.

1.17.4 Access to Family Planning Services/Contraceptive Prevalence

According to the Division of Reproductive Health(Ministry of Health), the current contraceptives prevalence rate in the County is 45 per cent.

1.17.5 Access to Family Planning Services/Contraceptive Prevalence

Maternal health is a key measure of the health systems capacity in the County. This is because maternal health is integrated and intertwined with all aspects of the health systems. The health of a mother is the backbone of the family and the community. Contraceptives prevalence rate in the County is 45 per cent. This is due to myths and misconceptions on contraceptives, socio-cultural practices and access to health facilities.

1.18 Education and Literacy

1.18.1 Pre-School Education

In the 2009 census report the population of the age group (3-5 years) was 82,446 of whom 41,414 were boys and 41,032 were girls which represent 9.8% of the County's total population. Children between ages 3 and 5 are required to attend pre-primary school for one or two three years. The census statistics of 2009 shows that 57,603 children were enrolled in pre-primary, giving an overall enrolment rate of 69.9 percent.

The County has 696 public ECD and 293 private totalling to 989 centres with an enrolment of 61,118. All the ECD teachers are employed by the Parents a factor that has led to the high turnover of the Teachers which has comprised the quality of services in the Sector. Communities and parents have been responsible for the investment in ECD infrastructure.

1.18.2 Primary Education

COUNTY ASSEMBLIES FORUM (CAF)
P. O. Box 73552 - 00200,
NAIROBI, KENYA

The number of primary schools in the County currently is 700 with a total enrolment of 202,658 pupils of which 96,409 are males and 106,549 females and 4,949 teachers. Teacher to student ratio is 1:49. The total enrolment stands at 202,658 pupils with a gross enrollment of 110 per cent. The average years of attendance stands at 6.4. Understaffing remains a major challenge with most of the schools being understaffed.

1.18.3 Literacy

Population aged over 15 years that can read and write is 79.75 per cent, while those who cannot read and write is 18.25 per cent. Efforts will be made to ensure that more formal as well as informal institutions are established to further improve on the county's literacy level. The county government plans to equip and staff the adult learning centres and establish resource centres in all sub locations in the county.

1.18.4 Secondary Education

The county had a total of 204 secondary schools with a total enrolment of 58,302 pupils by the end of 2012. The enrolment consisted of 31,359 boys and 26,943 girls. There were a total of 1290 teachers in 2012 giving a teacher pupil ratio stood at 1:27 indicating need for hiring of more teachers. The gross enrolment rate was 53.4 per cent while the net enrolment rate was 52.7 per cent. The average year of attendance in secondary schools is 3.6 years.

In terms of access, distribution by distance to the nearest public secondary school, 29.7 per cent of the community lies within 0-1 Km of a public secondary school while 65.1 per cent and 5.2 per cent of the community lies within 1-4.9 Km and five Km and above of a public secondary school respectively. These disparities need to be addressed so as to ensure equitable access to education within the county.

1.18.5 Tertiary Education

Some of the higher learning institutions in the county innclude: Siaya Medical College, Siaya Institute of Technology, Jaramogi Oginga Odinga University of Science and Technology situated in Bondo town, Moi University Odera Akang'o Campus in Yala, Bondo Teachers College and 14 youth polytechnics spread across the County.

In general the county has one fully fledged university, three university campuses, one institute of science and technology, one teacher training college, two medical training colleges and 15 youth polytechnics.

According to the 2009 population and housing census, the youth population accounted for 27% of the County population which was 226,568 persons consisting of 119,234 females and 107,334 males. This population requires well developed tertiary institutions to help these group gain proper skills necessary for profitable employment. There is also need to invest in the training aimed at enhancing entrepreneurship among the youth which will also enhance job creation.

CHAPTER TWO

COUNTY DEVELOPMENT ANALYSIS

COUNTY ASSEMBLIES FORUM (CAF)
P. O. Box 73552 - 00200,
NAIROBI, KENYA

2.0 Introduction

This chapter provides a summary of past performance and key priorities for the 2013-2017 CIDP as well as an analysis of strategies for achieving the County's goals and aspirations. It also analyzes the major development challenges and cross-cutting issues that can affect the development of the County if not tackled in a holistic manner. The chapter concludes with an analysis of the issues, their causes, the development objectives and strategies.

2.1.1 Past performance and priorities for 2013-2017.

The Siaya County Intergraded Development Plan (CIDP 2013-2017) is the first in a series of successive five(5) year development plans being implemented in Siaya county under the new constitution which introduced the two-tier government system i.e. a national government and 47 county governments. It succeeds the Siaya, Rarieda and Bondo District development plans, which were the planning documents used to guide the development agenda in the last planning period 2008-2012.This CIDP is to be implemented in a setting and context which differs significantly from that of the preceding plans in that the Constitution of Kenya which was promulgated in 2010 is based on the doctrine of separation of power, an extensive bill of rights, respect for human rights, and its implementation will be spearheaded by the Siaya County Government.

Similar to the growth targets set in the second medium term plan, this plan aims at stimulating the development of Siaya County and contribute to the overall attainment of vision 2030.This will be achieved through sustaining development of the agricultural sector which is the main economic activity in the county, diversifying economic activities, attracting investments especially those that target value addition of agricultural products, reducing youth unemployment and promoting environmental conservation and embracing measures to green the economy. To facilitate implementation of the Siaya CIDP 2013-2017, the county will reform key institutions in the county, adopt the necessary policies and enabling legislation at the county level, and work closely with the national government to ensure the successful implementation of projects and programs documented in the plan.

2.1.2 Progress achieved under the previous planning period 2008-2012

In the previous planning period 2008-2012 the theme of the development plans was "towards competitive and prosperous Kenya" they were implemented at the same time as the first phase of the first medium term plan of the vision 2030.key successes were realized in infrastructure, health, education and agriculture sectors:

Agriculture: in agriculture, area under food crop increased from 60686 ha in 2008 to 150,000 ha currently and that under cash crop increased from 1941ha in 2008 to 2500 ha currently.

Health: the doctor population ratio in 2008 was at 1:52,000 and 1:38,511 currently. The nurse population ratio in 2008 was at 1:1,977 and 1:1,697 currently. The under-5 mortality rate declined from 227/1000 in 2012 to 159/1000 currently. Infant mortality rate improved from 142/1000 in 2012 to 111/1000 currently. Immunization rate moved from 60% in 2012 to 80% currently.

COUNTY ASSEMBLIES FORUM (CAF)
P. O. Box 73552 - 00200,
NAIROBI, KENYA

Education: the teacher pupil ratio in primary schools slightly moved from 1:50 in 2008 to 1:49 currently. Communities distribution covering less than a kilometer to the nearest secondary school improved from 21.4 % in 2008 to 29.7 % currently.

On energy sector, the percentage of households using electricity for lighting increased from 1.4% in 2008 to 4.3% currently and the percentage of households using firewood dropped from 88.7% in 2008 to 77.45% currently.

2.1.3 Critical issues remaining and emerging challenges

Financing of projects was a major hindrance in the implementation of projects during the planning period 2008-2012.With the establishment of county governments, this is expected to change significantly. However, the coordination between the county government and the devolved funds such as CDF remains a critical issue. Harmonization between the different implementers at the county level will be crucial as to avoid duplication, inadequate financing of projects and maximize the impact of projects and programs implemented in the county.

The county's economy is predominantly reliant on agriculture. As such, the declining productivity for major crops in the county, high dependence on rainfall, marketing of agricultural produce and the negative impacts of climate change will be key challenges that the county government will continue to address in the plan period. Value addition to the agricultural produce will be an important approach to improve the profitability to farmers. In addition, maintaining the quality of expansive road network will also be a significant boost to link farmers to markets, and improve transportation and access to services within the county.

2.1.4 Priority areas to be addressed under the Siaya CIDP 2013-2017

Taking cognizance of the sub county level consultations that took place during the preparation of the CIDP, the Siaya County Government will implement the following priorities in the plan period to transform the economy and social development within the county.

Infrastructure: improving the condition of the roads will greatly boost the performance of other sectors. In addition, increasing the number of people who are connected with electricity is also expected to stimulate the value addition in the agriculture sector. Development and increase in the number of market centers in the county with access to high speed internet is also expected to address youth unemployment.

Education: the key focus in the sector will be to improve the infrastructure in primary and secondary schools and develop training institutions for post secondary training. In addition to rehabilitation of classrooms, the county will benefit from the national government program to provide laptop computers to primary schools. Establishment of youth polytechnics and improving the infrastructure and capacity of the Siaya Technical Institute will equip youth with relevant skills preparing them for the opportunities as the county moves towards

industrialization. The county government will also develop ECD centres and increase the number of special needs classes.

COUNTY ASSEMBLIES FORUM (CAF)
P. O. Box 73552 - 00200,
NAIROBI, KENYA

Health: investments in the health sector will greatly improve the human resource development in the county. To help reduce the high maternal and child mortality rates, the Siaya County government intends to introduce the "wadagi initiative". The initiative aims at containing the common but preventable diseases such as malaria, malnutrition and diarrhea. In addition, the county will construct and equip model health facilities and deploy more health workers to cope with the increased demand for services in public health care program, and step up training of community health workers.

Agriculture: to strengthen the performance of the sector, which is the main economic activity in the county, measures will be put in place to address the high prices of farm inputs especially fertilizer and certified seed. To help contain food insecurity, the county government is going to invest heavily on mechanization of agriculture. In addition, training of farmers in agri-business and linking them to the available sources of credit is expected to transform the sector to make it competitive. To reduce reliance on rain fed agriculture, the county will target to increase the acreage under irrigation. Projects targeting to improve livestock husbandry and fodder supply will also be implemented in the current plan period.

Water: the county government will invest in provision of clean water for domestic use as well as protecting the water catchment areas which are also a source of water for neighboring counties. Priority will be given to developing a county water master plan that will be used to guide investments in the sector. To achieve this, the county government will also invest in rehabilitating existing water supplies, constructing more dams, pipeline connections, drilling more boreholes and improving sanitation and sewerage facilities.

2.1.5 Risks to the implementation of the Siaya CIDP 2013-17 and mitigation measures.

The Siaya CIDP is the first under the two tier system on government established under the constitution of Kenya 2010.Currently, the coordination between the national and county government is far from ideal. The county government requires a lot of capacity building to effectively discharge the functions under the fourth schedule of the constitution. In addition, the discord between the senate and the national assembly, governors and the Transition Authority threatens to slow down key policy and institutional reforms that are required to smoothen the transition to county governments. The county government also faces a large deficit to fund development projects. Specific measures will guide the development for the next 10 years. This will help provide insights on anticipated developments that the county government will undertake. In addition, the county government will continue to implement projects geared towards environmental conservation and green economy growth to mitigate against the impacts of climate change.

2.2 Major Development Challenges

2.2.1 Poor Roads Network

A large portion of Roads in the County is gravel (741.3 Km) and earth roads (1,161.8 Km) making them impassable especially during rainy seasons. By 2012, only about 13 per cent of

roads were tarmacked in the County. This hinders mobility and by extension accesses to facilities such as health, goods market, schools amongst others in the County.

COUNTY ASSEMBLIES FORUM (CAF)
P. O. Box 73552 - 00200,
NAIROBI, KENYA

2.2.2 Inadequate Water Supply

Increasing demand for safe drinking water arising from the increasing population has over-stretched the County water supply system, except for those in major urban and market centers, majority of the County residents have no access to piped water. They obtain water from open dams, water pans and from the shallow wells and streams. Currently, 58 per cent of the population have no access to clean drinking water. This is a real challenge for sustainable development of the County. This leads to high cases of waterborne diseases.

2.2.3 Inadequate/erratic Supply of Electricity

By 2012, 4.3 per cent of households were connected to the national grid as domestic users. Approximately 70 per cent of the County lacks electricity supply especially within the growing market centers and recently created administrative political units hindering the realization of the County's potentials in agro-business processing, *jua-kali* development and efficient service delivery as well as stemming of the rural-urban migration. Frequent power interruptions adversely affect businesses and institutions' operations. The County Government should put in place strategies to improve access and stability of power supply.

2.2.4 Poor Waste Disposal System

The current low latrine coverage and poor waste management system in the county calls for greater investment in CLTS efforts, improved waste management and establishment of planned sewerage systems in urban centers. This will significantly contribute to the reduction in diarrhoeal diseases in the county.

2.2.5 Poor Marketing Systems

There are few organized SACCOs/ co-operatives limiting farmers from acquiring better prices for their produce and benefit from the government services. Most farmers are compelled to sell their produce at a throw away price to middle men due to limited/lack of storage facilities like the fish cold rooms and storage and preservative facilities for other agricultural products. Poor marketing systems does not only affect the agri-business sector but also affects enterprises.

2.2.6 Poor access to Credit

Access to credit in the county is hindered by high poverty levels, limited micro credit institutions, limited collateral for loans, negative attitude and high interest rates among others. There are other credit facilities such as; youth enterprise fund, women enterprise fund, poverty eradication fund which have not been fully utilized by women and youth due to multiple borrowing, loan diversions, limited information and mistrust amongst the group members.

2.2.7 Inadequate Human Resource Capacity

With the formation of the County government, there have been glaring challenges with human resource capacity characterized by few staff, limited academic qualification and un-harmonized salaries. This has impacted negatively on service delivery.

2.2.8 Financial Resources Constraint

Many programmes are affected by inadequate resources coupled with delayed funding, posing a major setback to the implementation of projects as outlined in the sector plans. Over-reliance on external donor support for activities presents serious challenges on sustainability.

COUNTY ASSEMBLIES FORUM (CAF)
P. O. Box 73552 - 00200,
NAIROBI, KENYA

2.3 Cross Cutting Issues in the County

2.3.1 Food Insecurity

There is a major shortage of food for majority of residents in the County. Siaya County produces food that can last only for nine months in a year. The three months difference is sourced from the neighboring counties and even from Uganda. This production is nonetheless not stable and thus food gaps go up to eight months in poor seasons. The major cause of this low production has been poor crop husbandry, limited area under food crops, and high post harvest losses which have been fuelled by poor timing and the traditional storage facilities commonly used by the community.

Table 10: SWOT Analysis of Food Insecurity

Strengths	Weaknesses
• Abundant and high potential land for agriculture of about 2,059 km^2; • High irrigation potential; • Ready market for agricultural produce; • Availability of tractor hire services	• Low staff to farmer ratio. • Inadequate funds to facilitate extension services • Weak linkages among stakeholders in the sector • Few and unevenly distributed input stockists • Lack of interventions for vulnerable households to undertake agricultural activities
Opportunities	**Threats**
• Existence of numerous partners • Value addition in sugarcane, cassava, honey, passion fruit, mangoes, ground nuts and cotton. • Readily available markets for most farm produce • Availability of arable land	• Unpredictable rainfall • Negative cultural practices associated with land and other resources use • Low adoption of agricultural technologies by farmers • High cost of farm inputs • Erratic demand for agricultural produce • Pests and diseases

2.3.2 HIV and AIDS

The high prevalence rate of HIV/AIDS at 17.8 per cent is a major hindrance to development. This has led to an increase in the number of child headed households, Orphans and Vulnerable Children (OVC), loss of productive labour force leading to low productivity and increased school

drop-out rate as the older children assume the role of taking care of their ailing parents and their younger siblings. In addition, more resources are being diverted to taking care of the infected and affected at the expense of development.

COUNTY ASSEMBLIES FORUM (CAF)
P. O. Box 73552 - 00200,
NAIROBI, KENYA

To combat HIV and AIDS, the GOK and the Civil Society Organizations (CSOs) have stepped up sensitization and support activities on the various ways of avoiding infections and how to live positively. This has resulted in many people going to VCTs and talking freely about their status; unlike in the past when the stigma was very strong. Quality of care to the infected has also improved with more than 80,000 clients on ARVs by 2013. This has improved the quality of life for PLWA with increased. Improved laboratory support, finance by local implementing partners has to a great length improve quality of care."

The high prevalence of HIV/AIDS in the county is also associated with high co-infection rates with Tuberculosis. Targeted measures have to be focused on to prevent, treat and cure all Tuberculosis patients in the county.

In 2012 NASCOP reported Siaya county having the second highest EMTCT rates in Kenya. The county therefore has to invest in an EMTCT agenda and aim for zero mother-to-child transmission of the HIV.

Table 11: SWOT Analysis on HIV/AIDS

Strengths	Weaknesses
• Presence of SCTC and CACCs. • Trained health workers • Availability of mobile VCT services • Existence of comprehensive HIV/AIDS programmes eg. VCT, VMMC, EMTCT among others. • Availability of Comprehensive Care Centres (CCCs)	• Retrogressive culture. • High levels of stigma. • Inadequate health staff. • High defaulting rates. • Weak M&E structures. • Lack of proper data.
Opportunities	**Threats**
• Strong involvement and good will from CSOs. • Recruitment of additional staff by partners • Awareness creation through community sensitization • Cash Transfer Support Programme for OVCs. • BCC campaigns • Presence of a network of private facilities ready to offer HIV/AIDS care	• Ignorance • Stigma associated with usage of condoms • Increasing number of OVC • High levels of poverty • Over-reliance on donor support • Erratic supply of test kits, CD4 reagents

2.3.3 Gender Inequality

While the proportion of women is higher than men in the County, the resource distribution and ownership is skewed towards men. In agriculture for instance, while women provide 65 per cent of the farm work force, they own less than one per cent of the land and resultant family income

from the sector. This scenario is replicated even in the provision of socio amenities where even in school, facilities such as latrines are not adequate nor are they designed to provide utility services to the girl child. However, through deliberate policy interventions, the County government is working towards gender mainstreaming in all programmes.

COUNTY ASSEMBLIES FORUM (CAF)
P. O. Box 73552 - 00200,
NAIROBI, KENYA

Table 12 : SWOT Analysis on Gender Inequality

Strengths	Weaknesses
• Sensitized community members, • Women form the majority population in the upper age bracket • 65 per cent of the farm work force is composed of women • Initiatives targeting girl child • Existing stakeholders' forum • Availability of special devolved funds targeting women and the youth	• Ownership and control of productive assets dominated by men • Learning infrastructure in institutions not gender friendly • Women over-burdened with gender defined roles • Inadequate participation of women in decision making
Opportunities	**Threats**
• Constitutional reform on gender equity/equality • Equal participation and redefined ownership of productive assets • Many role models to motivate youth • The bill of rights	• Cultural beliefs • Gender based violence • Political dominance by men

2.3.4 Persons living with Disability

Persons living with various disabilities in the County consist of about 7.7 per cent of the County population and have been largely left out of development processes. This group's interests are rarely considered in the County development programmes. A major challenge in the County is that there are only three institutions that take care of needs of children living with disabilities.

The institutions do not offer the training required up to secondary and tertiary level. Thus, those who are inspired to continue with their education have to seek for admission in other counties or join the formal institutions but the majority drop out after graduating from the lower levels. This limits their chances of a successful future life leading to increased poverty and marginalization. However, Associations fighting for the interests of this group have been established and initiatives targeting their educational and development needs are to be implemented since the County government is keen on mainstreaming disability in all programmes.

Table 13 : SWOT Analysis on People living with Disability

Strengths	Weaknesses

• Existing institutions at high levels serving the interest of the people living with disability • Strong network among people living with disability • Enforcement of Persons with Disabilities Act 2003	• Marginalization of people living with disabilities • Non compliance on friendly plans/ designs targeting people living with • Inadequate interventions to incorporate participation from the people living with • Lack of a rehabilitation services at the existing health facilities in the county • Weak legislation to carter for the interest of people living with disability
Opportunities	**Threats**
• Political goodwill to assist the people living with disability • Presence of NGOs championing their rights.	• Stigmatization of people living with disability

COUNTY ASSEMBLIES FORUM (CAF)
P. O. Box 73552 - 00200,
NAIROBI, KENYA

2.3.5 Poverty

The overall poverty level of the County stands at 47.56 per cent (KIHBS 2005/06). Most of the affected people are the Persons living with Disabilities (PWDS), People Living with HIV and AIDS (PLWHA) and the youth who have negative attitude towards non-formal employment.

While the overall poverty level has reduced significantly, there are still many locations in the county with high poverty ratings. The causes of poverty in these areas are diverse and include poor soil fertility leading to low yields, low income among households to afford farm inputs, over-reliance on traditional methods of farming and lack of alternative sources of income.

To be able to address poverty there is need to enhance development efforts targeting food production. This will not only ensure food security but also provide income through the sale of surplus farm produce. There will be need to fully practice proper crop and animal husbandry unlike the current situation where many households still use traditional off-farm and on-farm practices.

Table 14 : SWOT Analysis of Poverty

Strengths	Weaknesses
• Abundant and high potential land for agriculture & fish landing beaches • Ready market for agricultural and non-agricultural produce • Availability of devolved funds such as CDF,CDTF, County Government budgetary allocations, microfinance institutions among others • Information on the availability of social	• Limited options for diversification in income generating activities • Low adoption of modern agricultural technologies by farmers • High level of demand compared to what is available

protection system/safety programme • Employment opportunities in the jua kali sector	
Opportunities	**Threats**
• Irrigation potential of the County (L. Victoria, R. Nzoia, Yala Swamp) • Numerous partners in most sectors • Introduction of agro-based industries (Dominion Farms limited) and the public private partnership(PPP)	• High cost of fuel • High and rising prices of farm inputs • Natural calamities such as flood around Usonga, Madiany and West Ugenya • Social decay resulting from rural urban migration

COUNTY ASSEMBLIES FORUM (CAF)
P. O. Box 73552 - 00200,
NAIROBI, KENYA

2.3.6 Environmental Management and Conservation

Siaya County is rich in natural resources. These include vast water mass of Lake Victoria, Yala Swamp, L. Kanyaboli and River Nzoia, fertile soils, aquatic and wild animals. Poor environmental practices including poor farming and fishing methods, deforestation, poor mining technologies and poor waste disposal methods still persist. These activities have led to the destruction of the river banks, wetlands, arable farmland and destruction of the tree cover in the County. As a result, agricultural and fisheries production have been declining over the years further worsening the economic status of the County population.

Thus, there is need to incorporate environmental sustainability in the above economic activities.

Table 15 : SWOT Analysis of Environmental Management and Conservation

Strengths	Weaknesses
• Presence of active Sub County Environment Committee (SCEC); • Permanent source of water from L. Victoria, L. Kanyaboli, Yala Swamp, R.Yala and R. Nzoia; • Competent staff at Sub County Environment Office; • Established Monitoring and Evaluation structure	• Lack of adequate staff • Poor environmental practices • Lack of a sub County Action Plan on Environment
Opportunities	**Threats**
• Availability of devolved funds to up-scale environmental conservation • Mainstreaming environmental issues in the development process • Numerous youth groups and advocacy organizations on environmental protection • Existing Environmental Management	• Uncontrolled bricks and charcoal burning • Poverty and unemployment • Natural disasters risks e.g. drought, soil salinity among others • Uncontrolled cutting down of trees • Soil erosion

and Compliance Act (EMCA).	

COUNTY ASSEMBLIES FORUM (CAF)
P. O. Box 73552 - 00200,
NAIROBI, KENYA

2.3.7 Information Communication and Technology

Information Communication Technology has not been fully embraced in the County. The most widespread use of ICT includes fixed and mobile telephony, fax, TV and radio as well as newspapers. A number of commercial outlets are offering offline computer services such as printing. For the sector to spur growth and offer employment to the youth in the County, ICT development should be given special focus by encouraging the establishment of more cyber cafes, and expanding the social and physical infrastructure especially in rural markets and small urban centres where most of the population live.

Efforts to promote widespread use of ICT will focus on primary and secondary schools which have many pupils /students whose future livelihoods and ability to participate in development can be greatly aided by ICT. By encouraging ICT, the County will be gearing towards the realization of the goals stipulated in the Kenya Vision 2030.

The health sector intends to adopt the use of electronic reporting (by use of smartphones) by her 2148 community health volunteers, with the aim of improving MER using technology. Additionally, payment of user fees at the major government facilities will be electronic, reducing pilferage and offering employment opportunities to those that will open mobile money outlets at these facilities.

Table 16 : SWOT Analysis of ICT

Strength	Weakness
• Availability of equipped sub County Information and Documentation Centre (SCIDC); • Presence of cyber cafes and training institutions • Existence of affordable ICTs accessories like modem, mobile phones among others	• Inadequate IT facilities
Opportunities	**Threats**
• Devolved funds and presence of CSOs/ NGOs; • Rural Electrification programme, targeting more centers; • Private Public Partnerships on IT projects • Proximity to the Fibre optics cable network	• High internet connection fee; • Low electricity coverage; • Difficult to control hence access to undesirable websites

h) Disaster Risk Reduction (DRR)

Interaction of human activities with the natural environment increases the risks of natural hazards. As the County advances in economic development, focus is needed on the integration of Disaster Risk Reduction strategies in County planning. Siaya County is prone to frequent

disasters such as, disease outbreaks strong winds, floods, fires, and boat accidents in the lake resulting in loss of property and lives. An international highway traverses the county, presenting a constant risk of traffic accidents, including explosions of fuel tankers witnessed before. It's worth noting. The HYOGO framework of action points out five priority areas to be focused on while undertaking disaster reduction strategies. They include: Governance: organizational, legal and policy frameworks; Risk identification, assessment, monitoring and early warning; Knowledge management and education; Reducing underlying risk factors and Preparedness for effective response and recovery.

COUNTY ASSEMBLIES FORUM (CAF)
P. O. Box 73552 - 00200,
NAIROBI, KENYA

Table 17 : SWOT Analysis on Disaster Risk Reduction

Strength	Weakness
• Existence of sub County Disaster Management Committees tasked with overall responsibility of disaster management • A strong disease surveillance and response structure	• Limited awareness by stakeholders on Disaster Risk Reduction • Inadequate capacity on disaster management • Lack of a centralised disaster management mechanism • Non existence of county disaster management committees
Opportunities	**Threats**
• Presence of active NGOs dealing with Disaster Management e.g. Red Cross and The World Vision and Plan International • Presence of a health workforce that can be trained to be major players in disaster response	• Limited and inconsiderate resource allocations by the national government • Unpredictable natural disasters

2.4 Analysis of Issues and Causes

Table 18 : Analysis on Issues and Causes

Sector	Causes	Development objectives	Immediate objectives	Strategies
Major issue: POOR PHYSICAL INFRASTRUCTURE				
Roads	Resource constraints Erratic weather conditions Non compliance by road users on	To increase accessibility and mobility within the County	Increase budgetary allocation Extend tarmacked road network from 323kms to 473 km. Extend gravelled	Phased improvement of road and rail network within the County Introduce legislation regulating the sector

Sector	Causes	Development objectives	Immediate objectives	Strategies
	maximum axle load requirement Inadequate road construction equipment Inadequate access roads to schools Inadequate qualified personnel		road network from 708 kms to 2208 kms Earth road from 1130 to 1580 Open up new roads to improve access to public facilities and utilities	
Water Transport	Water hyacinth and Inadequate jetties	To increase accessibility and mobility	Purchase required equipment Improved water transport through removal of the water hyacinth and construction of jetties	Phased improvement of water transport network within the County Introduce legislation regulating the sector Promote water sport
Electricity	Poor electricity connectivity in the County Resource constraints Generators are expensive Economic challenges Transformers are Expensive Few Companies do Solar installation	To increase electricity connectivity	Increase no of Transformer and purchase Generators. To increase connectivity	Phased purchase of Transformers and Generators within the County Upscale Rural electrification programme
Rail	Resource	To increase	Increased and	Phased improvement of

COUNTY ASSEMBLIES FORUM (CAF)
P. O. Box 73552 - 00200,
NAIROBI, KENYA

Sector	Causes	Development objectives	Immediate objectives	Strategies
	constraints None Proximity	proximity and network within the County	improved rail net work	rail network within the County
Air	Poor condition of airstrip and underutilizatio n Resource constraints Erratic weather conditions	To improve airstrip condition within the County	Improved air transport network	Phased improvement of airstrip network within the County
Issue: LIMITED WATER AND SANITATION SERVICES				
	Inadequate water supplies infrastructure Inadequate skilled personnel Inadequate tools and equipment for community schemes High cost of electricity and chemicals Very poor water management and maintenance systems Inadequate water storage and infrastructure management for drinking, irrigation,	To provide clean and portable water for domestic and livestock Ensure food security through irrigation development	To increase the current coverage of 42% to 60% To construct 10 no. new piped water supplies To rehabilitate expand 19 no. existing water supplies To initiate consultation with Kenya Power on tariff issues To initiate consultation with WASREB (Water Services Regulatory Board) on tariff Improve sanitation and sewerage To conserve catchment areas	Increase water coverage though connections Construction and rehabilitation of water systems Develop a County water master plan Strengthen WRUAs Provide training for existing and new staff Have water storage and infrastructure management program for drinking, irrigation and large scale water harvesting Promote Integrated water resources management via protection and allocation of water resources to

COUNTY ASSEMBLIES FORUM (CAF)
P. O. Box 73552 - 00200,
NAIROBI, KENYA

Sector	Causes	Development objectives	Immediate objectives	Strategies
	hydropower and large scale water harvesting Little investment to protect water sources, most of which are polluted Low Income disables people to connect to main water pipes			domestic and industrial uses Increase water budget Empower (economically) communities to afford water connections Sensitize the community to form WRUA Plant trees and enforce laws To construct sewer systems in major towns
Major issue: ISSUE: LIMITED WATER AND SANITATION SERVICES				
Environment and Health Services	Low latrine coverage at 73.5%, Lack of hand washing facilities in homes		To Improve latrine coverage to 100%	Scale up Community Lead Total Sanitation (CLTS)
	Upcoming of unapproved structures Poor maintenance of premises		Inspection of all buildings and premises	Ensure inspection and approval of all upcoming building prior to constructions Regular inspection of all existing public private premises
	Lack of solid waste management system Inadequate public toilets Lack of planned sewerage		Improve waste management in urban centres	Establish a solid waste management system for the county

COUNTY ASSEMBLIES FORUM (CAF)
P. O. Box 73552 - 00200,
NAIROBI, KENYA

Sector	Causes	Development objectives	Immediate objectives	Strategies
	systems in urban centers			
Issue: UNPLANNED AND UNREGULATED SETTLEMENT WITH POOR HOUSING AND UNSECURE TENURE				
Survey	Shortage of technical staff. Inadequate resources Outdated maps Expensive equipment Land boundary conflicts Lack of computerization of records	To speed up issuance of title deeds for private/public use Reduce land boundary conflicts	To prepare survey plans Finalize survey of administrative boundaries within the county	Acquisition of necessary survey equipment Computerization of records Training of survey staff
Physical planning	Poor development control due to Low levels of enforcement Inadequate human resources Lack of national/county spatial plan Inadequate up to date data for spatial planning	To halve the rate of uncontrolled developments in urban areas in Siaya County by 2017	To prepare County Physical Development Plan	Sensitization on Physical Planning Act in all 30 wards Purchase of equipment of a GIS based land information system Recruitment of six technical personnel Outsourcing of planning services
Adjudication and settlement	Lack of awareness of national land policy Inadequate staff Unsustainable public demand for land High incidence of poverty	To ensure orderly and planned settlements To ensure availability of up to date data for map amendments	To increase rights of tenure on agricultural land in the County from 94% to 100% by 2017 To digitize analogue data from 0% to 5% by 2017 in Siaya County	Demarcation and survey of parcels of land Training of land adjudication and arbitration committee members

COUNTY ASSEMBLIES FORUM (CAF)
P. O. Box 73552 - 00200,
NAIROBI, KENYA

Sector	Causes	Development objectives	Immediate objectives	Strategies
	Lost records Inaccurate maps Overreliance on obsolete equipment for map amendment		Purchase of modern equipment for data management	Resolve land adjudication cases Modernise land information management system
Land	Lack of legal framework to operationalize land management procedures Large numbers of uncollected title deeds Non documentation of ownership in public land	To speed up documentation and issuance of title deeds	Improve on service delivery	Modernise land information management system Legislation to operationalize land management procedures
Issue: Low Access, Retention, Completion, Equity And Quality of Education				
	Limited infrastructure due to inadequate funding Understaffing at all levels resulting in teacher to pupil ratio of1:60 Poor supervision of curriculum implementation due to limited number of quality assurance officers Inadequate learning/teaching facilities Inadequate middle level colleges Gender related	To improve access, retention, completion and quality of education	Increase student access to text books and other learning materials. Expand and develop school learning Increase staff Employ more schools' supervisors and where possible train school heads to discharge the role of supervision. Establish an OVC support program Establish bursary programme Create more youth polytechnics and strengthen the existing	Use devolved funds to expand/rehabilitate existing schools Introduce integrated units for special needs in regular schools. Provide facilities for persons with disabilities Employ ECD teachers and tutors for polytechnics.

COUNTY ASSEMBLIES FORUM (CAF)
P. O. Box 73552 - 00200,
NAIROBI, KENYA

Sector	Causes	Development objectives	Immediate objectives	Strategies
	disparities that have reduced completion rates among the girls Poor management of funds meant for school administration by school management Inadequate logistical support for optimal service delivery by education officers		ones. Develop universities and middle level To construct classrooms and workshops for learners	
Issue: GENDER DISPARITIES				
	Gender inequality and low empowerment of women Inadequate representation of women in leadership, thus inadequate advocacy for gender friendly policies at national levels Inadequate access to credit sources for women entrepreneurs as well as support and capacity building programmes Inadequate support for organized women groups Exclusion of girls	Mainstream gender issues in all programmes	Develop separate latrines/gender sensitive latrines for girls in primary schools Training on sexual maturation and provision of sanitary towels to girls in schools Increase the number of girls secondary schools with a view of developing a model girls' school Enhance women development funds with training on micro enterprise development Set up life skills programs at school level and girls To provide legal	Male involvement in girl child education Economic empowerment for women –training on entrepreneurship Capacity building – training on leadership skills Provision of free sanitary towels for all teenage girls in schools Enforce legislation against Gender based Violence. Appoint more women into leadership positions – Assistant chiefs, head teachers

COUNTY ASSEMBLIES FORUM (CAF)
P. O. Box 73552 - 00200,
NAIROBI, KENYA

Sector	Causes	Development objectives	Immediate objectives	Strategies
	(and married adolescent girls) in a number of existing programs In adequate gender disgregated data Retrogressive cultural practices Gender inequality In adequate legislative and policy framework		framework for sector operations To implement gender mainstreaming approach	gender responsive monitoring and evaluation framework to track implementation of gender mainstreaming Affirmative action to be implemented County Assembly to prepare bills for legislation on the sector.
ISSUE: HIGH NUMBER OF ORPHANS AND VULNERABLE CHILDREN				
	High rate of HIV/AIDS Over 5000 child-headed households High poverty levels	Reduce the number of orphans and vulnerable children and improve their wellbeing	Develop a data bank for OVCs Establish a dedicated OVC support kitty to support their education and up keep Source for additional funding for OVC activities – government fund should be scaled up to the whole district Consolidate and harmonize all OVC support programs	Expand cash transfer scheme/program Harmonization of OVC support programs with emphasis on government and NGOs components Develop a legal framework to address the issue Provide health financing/insurance to these households
ISSUE: HIGH RATE OF HIV/AIDS PREVALENCE				
	Unprotected sex among the youth Practicing unsafe sex and having multiple sex partners. Widow inheritance and polygamous behavior Stigmatization against HIV/AIDS Low HIV testing and counseling at	Reduce the rate of HIV and AIDS Prevention of new infection Improving lives of those affected and infected by the disease Mitigation of the socio	Establish more VCTs include mobile and door to door approach Establish more sites for provision of ART Promote establishment of patient support centres Initiate and strengthen IGA models that empower those infected and affected To increase HTC	Sensitize the community on the need of counselling and testing Advocacy for male involvement in PMTCT and other ANC related activities Mainstream HIV/AIDS into County development

COUNTY ASSEMBLIES FORUM (CAF)
P. O. Box 73552 - 00200,
NAIROBI, KENYA

Sector	Causes	Development objectives	Immediate objectives	Strategies
	the facility levels Low use of condoms Male circumcision levels< 80% of males are circumcised Sub optimal uptake of PMTCT services: Access to ART, HTC, follow up/defaulter tracing for HEI, feeding options for HEI Shortage of test kits Challenges with data on community-based HTC	economic impact of HIV/AIDS Enhanced coordination among the implementing agencies	coverage from 34% to 60% Increase the number of HIV positive Patients on ARVs from 42,000 to 62,000 Increase % of males circumcised (15-49) from 60% Reduce % of facilities with stock outs of commodities from 10% to 0%	Strengthening medicine and commodity management in the County Capacity building health workers on HTC, PMTCT, ART Strengthen community based reporting systems Health promotion and education on safe sex practices Scale up VMMC services Scale up PMTCT service
ISSUE: POVERTY				
	Poor utilization of family resources Reliance of subsistence farming HHigh dependency ratio Over reliance on rain fed agriculture Low productive agricultural	To reduce the high incidences of poverty	Improve land productivity Increase area under agriculture Adoption of drought resistant crop varieties Up scaling of irrigation projects Increase awareness on the importance of cottage/small scale industries Increase number of cottage industries Rural electrification	Improve productivity per unit area Increase land acreage under agriculture Scale up irrigation project Acquire more resources for cottage industries Encourage and give incentives to private developers

COUNTY ASSEMBLIES FORUM (CAF)
P. O. Box 73552 - 00200,
NAIROBI, KENYA

Sector	Causes	Development objectives	Immediate objectives	Strategies
	sector Poor saving culture among the people High dependency rates at family and community level Massive unemployment among the youths Exploitation by middle men LLack of value addition to major crops.			
ISSUE: DISABILITY				
	BBreak down in social structures leading to neglect of the elderly, PWDs and orphans. NNegative attitude towards people with special needs. SStigmatization leading to low self esteem. HHigh poverty levels. In adequate care of people with special needs	To mainstream disability in all programmes Establishment of a comprehensive rehabilitative centre in Siaya county Establishment of a comprehensive rehabilitative centre in Siaya county	TTo establish vocational rehabilitation centres, sheltered workshops and special schools. TTo develop a data bank for tracking. TTo provide care and support to people with special needs both at home and in institutions. TTo integrate special needs education at all levels. TTo enhance capacities and skills for people with disability for replacement in the job	CConstruction of one vocational rehabilitation center in the County EEstablish 6 sheltered workshops at the County level TTraining the caregivers EEstablishment of social protection fund to cater for OVCs, PWSDs,OPCT, and Albinos. To establish a guide for stakeholders and

COUNTY ASSEMBLIES FORUM (CAF)
P. O. Box 73552 - 00200,
NAIROBI, KENYA

Sector	Causes	Development objectives	Immediate objectives	Strategies
	and vulnerable IInadequate facilities in the county to mitigate causes of disability, or take care of those with physical disability Inadequate facilities in the county to mitigate causes of disability, or take care of those with physical disability		market/self-employment To develop integrated data management system for vulnerables. Provide health financing/insurance to these households Work with partners in putting up a rehabilitation centre at Siaya County hospital Work with partners in putting up a rehabilitation centre at Siaya County hospital	partners in addressing concerns of vulnerable groups in partnership with APDK, establish a rehabilitation centre in Siaya Training of health care workers on special needs, care of PWD Recruitment of physiotherapists, occupational therapists In partnership with APDK, establish a functional rehabilitation centre in Siaya
ISSUE:FOOD INSECURITY				
	Unreliable rainfall; Expensive farm inputs; Use of low quality seeds; Poor soils; Over reliance on a few crop varieties mostly maize; High post-harvest losses; Retrogressive cultural beliefs and practices; Subdivision of farms into	Increase food and nutrition security by Increasing area under food crop; production and adoption of modern crop husbandry Increase acreage under irrigation; Capacity build farmers	Increase area under irrigation from current 670 ha to 1,800 ha; Increase fertilizer and certified seed usage from 25% to 70% (target increase: 45%); Improve grain storage practices and marketing; Diversify crops through introduction of high value crops and cash crops (40% per year); Carry out integrated soil and water conservation;	Identify and or develop a map for irrigable area in the County; Introduce new irrigation technologies; Develop County irrigation plan upscale micro irrigation projects; Promote rain water harvesting; Introduce Plan input subsidy and credit schemes; Recruit and train local input suppliers (agro

COUNTY ASSEMBLIES FORUM (CAF)
P. O. Box 73552 - 00200,
NAIROBI, KENYA

Sector	Causes	Development objectives	Immediate objectives	Strategies
	Small uneconomical units; Inadequate extension services Poor farming methods among households. HHIV/AIDS LLow acreage under irrigated agriculture		Increase efficiency of the irrigation schemes on water use from 30% to 50%	Trigger demand for improved agricultural inputs through extension and training; Promote appropriate on-farm storage of produce; Establishing cereal banks; Improve marketing infrastructure Develop an irrigation and drainage County profile. Identify and investigate potential irrigation and drainage sites. Survey, design and construct the identified potential sites Rehabilitation of the existing schemes provide trainings to irrigation farmers
ISSUE: INADEQUATE LIVESTOCK, POULTRY, HONEY AND FISH PRODUCTION				
	Poor livestock breeding system High cost of livestock inputs (Drugs and vaccines)	Increase livestock production through acquisition of exotic breeds and diversification	Double the number of existing livestock breeds in the County. Increase survival rates of local poultry Increase commercial layers	Upscale improved livestock breeds (Dairy cow, goats, poultry and pigs) Improve livestock management practice

COUNTY ASSEMBLIES FORUM (CAF)
P. O. Box 73552 - 00200,
NAIROBI, KENYA

Sector	Causes	Development objectives	Immediate objectives	Strategies
	Inadequate extension services Livestock pest and diseases Low fish production Low utilization of dams for fish farming PPoor fish handling conditions and practices; LLack of industries for value addition; LLack of cold storage facilities; HIV and AIDS; insecurity, exploitation by middlemen	to high value processing of livestock products Increase local poultry and commercial poultry through selection and improved management Promote fish farming as alternative income generating activity Improve fisheries production and marketing	Strengthen existing cooperatives Strengthen existing cooperatives Stock existing dams and other water bodies promote usage of proper fishing gears; reduce incidences of HIV among the fisher folk; ensuring security for fishermen	Intensify livestock pests and diseases control Group approach to extension services delivery Identify and train bee keepers Establish a credit scheme for bee keeps to purchase hive and tools Establish credit scheme for fish propagation and stocking Sensitization of the fisher folk on fish farming, good fishing and fish handling practices; improvement of fish landing sites; BCC campaigns among the fisher folk; police patrols in the lake and value addition of fish products. Strengthening of health interventions (HIV testing, care and treatment, health promotion. WASH program) targeting key populations especially the beach community Strengthening of health

COUNTY ASSEMBLIES FORUM (CAF)
P. O. Box 73552 - 00200,
NAIROBI, KENYA

Sector	Causes	Development objectives	Immediate objectives	Strategies
				testing, care and treatment, health promotion. WASH program) targeting key populations especially the beach community
ISSUE: ENVIRONMENTAL DEGRADATION				
	Population pressure leading to tree logging Destruction of streams and river banks due to uncontrolled sand harvesting Encroachment into water catchment areas and sources Charcoal and brick making Lack of solid and liquid waste disposal Reducing soil fertility, reducing crop yields per ha and increasing soil erosion Decreasing natural fish stocks Increasing human settlement in urban slums Poor attitude on	Ensure development within clean sustainable environment	Increase afforestation (plant earmarked hilltops & promote farm forestry – Manage sand harvesting to designated areas with sound methods Mark & protect water catchment areas and all riparian zones Promote use of improved kilns for charcoal making. Rehabilitate brick making sites – level and re-vegetate Ensure solid & liquid waste is disposed of properly. Enforce waste management regulations for a clean environment Promote use of Integrated Soil Fertility Management (ISFM) to improve yields and soil fertility. Promote use of soil	Zone council land into areas for afforestation, areas for solid waste disposal and areas for liquid waste (sewerage facilities) disposal. Plan for 10% forest cover in the whole district. Promote integrated health, sanitation and water programmes Follow new National Charcoal Regulations Promote aquaculture Improve proportion of people with land tenure and services in urban slum areas Reduce growth rate of slums Develop an environmental education strategy for sustainable development

COUNTY ASSEMBLIES FORUM (CAF)
P. O. Box 73552 - 00200,
NAIROBI, KENYA

Sector	Causes	Development objectives	Immediate objectives	Strategies
	environmental conservation Siltation of dams and pans		erosion traps Establish baseline of natural fish stocks starting with Yala Swamp, then Lake Kanyaboli, rivers Map all urban slums in Siaya	

COUNTY ASSEMBLIES FORUM (CAF)
P. O. Box 73552 - 00200,
NAIROBI, KENYA

Causes	Development Objective	Immediate Objectives	Strategies
POOR QUALITY OF HEALTH SERVICES			
Long distance to health facilities in some sub counties hinders access to immunization services Cultural and religious barriers to uptake of immunization services Insufficient equipment(Fridges, freezers)	Eliminate communicable conditions	Increase the coverage of Fully Immunized Child to > 95%	Recruit and retain nursing staff Focus on community health services to increase uptake of immunization services Equipment purchase(fridges, freezers), maintenance and repair
Poor ITN use Lack of IRS as malaria control measure in Siaya Insufficient diagnostic equipment(microscopes, RDTs) at health facilities low latrine coverage in the county		Reduce the burden of malaria, pneumonia and diarrhoea in the population	Focus on community Health services for health promotion and education of communities on preventable illnesses targeting malaria, pneumonia, diarrhoea

			Conduct IRS for Siaya County as a vector control measure Expand facilities to include provision of lab services: through construction and equipping laboratories
Inadequate numbers of skilled staff to offer comprehensive HIV/AIDS prevention and care Erratic supply of commodities including HIV test kits, condoms, CD4 reagents		Reduce the burden of HIV/AIDS in the county	Strengthening commodity management in the County Recruitment and Capacity building health workers to offer comprehensive HIV/AIDS prevention and care
Insufficient capacity of health facilities to provide care and treatment for violence and injury cases including RTAs, violence, SGBV, child abuse- Due to inadequate trained staff, lack of proper equipment, lack of proper infrastructure, lack of diagnostic equipment, Poor referral network for emergency services Gaps in the availability of medical products(drugs, equipment etc) to handle emergencies	Reduce the burden of violence and injury	Provide information to the community on Violence, including SGBV Set up a functional referral network for cases of violence and injury Improving the management of emergencies at health facilities	Setting up of SGBV units at existing hospitals Establishment of a centralized county emergency referral service Implementation of ICCM strategy as a way of handling pre hospital care for sick children in the community Capacity building of HCWs to handle emergencies- Basic and advanced trauma

COUNTY ASSEMBLIES FORUM (CAF)
P. O. Box 73552 - 00200,
NAIROBI, KENYA

			management, SGBV Expansion of existing hospitals to increase their capacity to offer quality patient care-physical expansion, equipping the facilities, ensuring availability of essential medical products

COUNTY ASSEMBLIES FORUM (CAF)
P.O. Box 73552 - 00200,
NAIROBI, KENYA

Few specialized outpatient clinics due to lack of specialized trained personnel, lack of specialized equipment, lack of infrastructure to support specialized outpatient services Long waiting times due to inefficient client registration, poor existing patient flow systems within the OPD Frequent essential commodity shortages Low uptake of Maternal, Newborn and Child Health(MNCH)- FP, ANC, Maternity, Post natal, nutrition, Child welfare clinic, immunization. Inadequate medical products and equipment to provide comprehensive MNCH services Infrastructure gaps- Not all facilities offering 24 hour maternity serviced due to lack of staff house, lack of electricity at the facilities Lack of a functional referral services: ill equipped ambulances, no qualified personnel accompanying patients Inadequate staff to provide quality inpatient and outpatient services Lack of a blood bank at the county Few facilities offering blood transfusion services in the county Few youth friendly centers.	**Provide essential health services to all persons in Siaya county**	Improve the quality of OPD services Improve the uptake of MNCH interventions Set up emergency and life support unit at the county referral hospital. Improve the provision of quality in patient services(including surgical services) at hospitals Ensure all year availability of quality medical products Improve blood transfusion services in the county Establish facilities addressing specific health needs for the youth	Recruit and health personnel to provide specialized outpatient and inpatient services Expansion of existing health facilities to support the provision of comprehensive outpatient and inpatient health services(including MNCH services) Installation of EMR systems at hospitals Purchase of equipment required for comprehensive outpatient and inpatients services Focusing on Community services to increase community demand for MNCH services. Construction of ICU in County referral hospital Increasing coverage of NHIF through community initiatives Strengthen commodity management(non pharms)

COUNTY ASSEMBLIES FORUM (CAF)
P. O. Box 73552 - 00200
NAIROBI, KENYA

Inadequate health facility capacity in screening and treatment for NCDs	Halt and reverse the rising burden of non-communicable conditions	Improve screening and treatment for NCDs	Equip and staff health facilities to enable them to provide screening and treatment for NCDs
Issue: **INADEQUATE ENERGY**			
High cost of electricity connectivity thereby prohibiting the community members from connecting to the grid Low coverage of high voltage power source for connectivity Lack of reliable alternative sources of energy such as utilization of solar energy, batteries and charging stations to remote rural communities Low levels of extension of power sources including upgrading, maintenance and generation capacity Unreliable power supply (persistent power failures)	To provide affordable energy throughout the County	Develop small-scale hydro-power stations e.g. Sidindi/Malanga Extend rural electrification program Introduce alternative sources (e.g. solar, micro-hydro power, etc) Promote bio fuels and other energy generation technologies Encourage independent power generation and supply (Ndanu Falls with potential of producing 20 MW)	Facilitate provision of electricity to public facilities first, such as schools, markets, dispensaries County government to subsidise electrification programme
	Increasing cases of drug and substance abuse Insufficient number of security officers	Reduce high cases of insecurity	Enhance community policing Put up more AP lines and police bases Rehabilitation program for the youth Improve staff

COUNTY ASSEMBLIES FORUM (CAF)
P. O. Box 73552 - 00200,
NAIROBI, KENYA

	Inadequate security bases, posts, and AP lines. Poor infrastructure reducing the reach of security agents		housing at Siaya prison Enhance boarder surveillance and patrol. To procure more vehicles for patrols
Annex to be added	Little climate and weather information for users in the County Little Meteorological Infrastructure In the County	Improve weather predictability	Develop Meteorological Infrastructure in the County By 50%
Issues	**Causes**	**Development Objective**	**Immediate Objective**
Nil Data, Nil Analysis ,package and storage of Data forecast.	No Meteorological instruments in the county.	Procure instruments	Procure instruments for Observations Forecast generation and archive
No Communication ,dissemination to, and capacity building of Climate/Weather information to users	Lack of effective instruments of communication	Acquisition of media, transport and instruments of communication	Acquisition of media, transport and instruments of communication
	Lack of training of	To increase the quality of tourism	To increase and diversify the

COUNTY ASSEMBLIES FORUM (CAF)
P. O. Box 73552 - 00200,
NAIROBI, KENYA

	tourism service providers Narrow range of tourism products Lack of exposure Poor tourism support infrastructure Blockage of wildlife migratory corridor lLevels of investment in the tourism industry in the County low	product its competitiveness and marketing	number of documented tourism products To sourcing for funds in order to train and expose tourism service providers thus improving product quality and diversity To increase the value of the tourism sites by improving their accessibility To attract high end investors in the tourism sector
	human encroachment into wildlife areas Lack of understanding on importance of conservation by local communities Destruction of wildlife habitats		To reduce human wildlife conflict To build a strong stakeholder association in Lake Kanyaboli

COUNTY ASSEMBLIES FORUM (CAF)
P. O. Box 73552 - 00200,
NAIROBI, KENYA

CHAPTER THREE

COUNTY SPATIAL FRAMEWORK

COUNTY ASSEMBLIES FORUM (CAF)
P. O. Box 73552 - 00200,
NAIROBI, KENYA

3.0 Introduction

Land is a critical resource for the socio-economic and political developments as spelt out in the vision 2030. To achieve the aspirations of the vision in the county, spatial planning becomes paramount and the following are key activities to be undertaken; Establish a GIS based data system, develop a county spatial plan, Integrated Development plans and other local physical development plans for market centers.

3.1 County Spatial Plan

County spatial plan is a new planning level which was brought about by creation of new governance structures; the County and National governments as enshrined in the Constitution of Kenya 2010. The County Government Act, 2012 requires that all County Governments prepare and implement a ten year County Spatial plans that will provide an overall spatial framework for the county to guide development. Spatial Planning of the county's regional resources, urban and towns allow coordination and development control of land use.

In Siaya County, the importance of the Spatial Plan cannot be over emphasized. In spite of diversity of natural resources(minerals, water, wildlife, climate, land and culture) Siaya County faces a number of development challenges including: considerable poverty levels; poor housing, unemployment, poor transport and infrastructure services, low levels of access to portable water and low levels of urban development, inadequate health

inadequate energy and support infrastructure for industrial development; low productivity and value addition in agriculture and rural development; inadequate health, education and recreational services; lack of land information management system; undeveloped road network; low levels of access to portable water and low levels of urban development. This call for a County Spatial Development Plan to:

- Indicate desired patterns of land-use within the County through continuous spatial construction or reconstruction;
- Provide strategic guidance in respect of the location and nature of development within the County;
- Set out basic guidelines for a land use management system in the County taking into account any guidelines, regulations or laws as provided for under article 67(2) (h) of the constitution;
- Set out a capital investment framework for the County's development programs; Contain a strategic assessment of the environmental impact of the spatial development framework;
- Identify programs and projects for the development of land within the County; and align them to the spatial frameworks reflected in development the integrated development plans of neighbouring counties.

COUNTY ASSEMBLIES FORUM (CAF)
P. O. Box 73552 - 00200,
NAIROBI KENYA

3.2 GIS based data System

County Government Act 2012 clause 105 provides that there should be an establishment of a GIS based data system in the County Planning unit. GIS (Geographical information system) is a computer based system that enables the capture, management, analysis and display of geographically referenced information. County Spatial Planning involves determining appropriate future decisions and actions through a series of choices. However, this is not possible without data about the past, present and future. Unfortunately, most methods used in planning rely on unreliable field based mapping techniques that are impractical and lengthy techniques such that when completed, the situation on ground may have changed thus not meeting the needs of dynamic situation of the County. Availability of high spatial resolution images, and Geographical information systems, offers new perspective in spatial planning which allows for fast, regular and accurate survey of urban environment. The importance of GIS to spatial planners is enormous; First, they are useful during data collection which locates land uses on earth's surface. It supports decision-making and increases public participation in the planning process by providing a good visualisation aid which help to understand the planning area and its problems. It helps policy makers to identify possible alternatives for 'unsustainable' actions in the planning area.

3.3 Integrated Development Plans

The new Urban areas and Cities Act 2011 provides the criteria for classification of our urban areas and their management. Some of the criteria prescribed include among others: to have an integrated urban centers/towns development plan. These will spur more organized growth and better urban areas to live in.

In view of the above, Siaya, Bondo and Usenge urban centers have been gazzeted as the only three towns in Siaya County as per the Urban areas and Cities Act 2011. This means that the towns will require an Intergrated development plan to guide developments. For Siaya town, preparation of Siaya integrated development plan is ongoing being undertaken by a consultant under the Kenya Municipal programmes.

The rest of the market centers like Akala, Boro, Ng'iya, Nzoia, Nyadorera, Nyangweso, Ndere, Sega, Sigomere, Ukwala, Uranga, Yala, Madiany, Nyamonye, Usigu, Ratuoro, Rageng'ni, Ndigwa, Ndori, Misori, Luanda Kotieno, Asembo bay, Aram, Kadenge and Nyang'oma Kogelo need re-planning to ensure they are granted town status.

These centers will be important catalyst towards county economic growth and a vital investment centre for the County. They will play an important role in attracting local and foreign investors in economic activities. Therefore, a county must be able to provide a good and competitive environment, complemented with all forms of activities within its territory

3.4 County Sectors and Spatial Planning: Relationships and Interventions.

The spatial plan will focus on social, economic, physical and political sectors. The sector plans highlights strategies that would curb the challenges in the sector. The spatial plan will carry out resource mapping, ensure effective use of public land and ensure that the development proposals

provide an adequate and equitable distribution of social facilities, recreational space and public institutions. Some of these include:

COUNTY ASSEMBLIES FORUM (CAF)
P. O. Box 73552 - 00200,
NAIROBI, KENYA

3.3.1 Agriculture

Agriculture plays a major role in national economic growth and development and is mainly associated with rural areas thus the growth of this sector directly affects county development. There are various challenges affecting the sector including: decreasing farm sizes due to lack of land use plan, lack of adequate storage depots, declining riparian along L.Victoria due to encroachment, unreliable rainfall, inappropriate use of technology, poor marketing information and high input cost. The County has several livestock breeds and zebu cattle form the largest part of the cattle population approximately 90 per cent. The County, therefore, has a great potential for the development of processing industries that will directly utilise livestock products and by-products. To guide development in the County the following are recommended basic guidelines;-

- All subdivisions and change of users to be processed in accordance with the spatial planning legislation
- a regulatory framework to be developed to address the issue of irregular and uneconomical subdivision of land
- Avail land for storage facilities to serve each sub County.
- Plan for storage cold rooms and fish processing plants.
- Market space to sell agricultural produce,
- Secure and plan for cattle dips, action yard, holding grounds for livestock animals
- Preserve the riparian reserve for the rivers and lakes.
- Agriculture masterplan (that includes laboratories, research facilities, animal feed resource potential, fisheries aquaculture potential areas shall be integrated in the county spatial plan.

3.3.2 Natural Resource Management

Natural resource depletion and degradation are not just ecological issues but also affect economic and social livelihoods, thus there is need for sustainable management of all natural resources. Siaya County has a total area of 3,535 square kilometres with a natural water mass of 1,005 square kilometres. River Yala and Nzoia traverse the county characterised with a number of tributaries and drain into Lake Victoria. There are several swamps, wetlands, dams and pans. The major lakes are L.victoria, Kanyaboli and Sare. There are also several springs and wells. Water Resource Management Authority(WARMA) is charged with protection, conservation and management of the water bodies mentioned above. Due to increase in population, water resources face a major challenge in depletion of water catchment areas. Spatial planning aims at providing information on need for protection and conservation of these water resources.

In forestry, there is high demand for wood fuel, timber for construction, land for agriculture and settlement yet less than 5per cent of the total area of Siaya County is under forest; there are 2 gazetted forests namely Got Ramogi and Got Abiero located in Bondo Sub-County.

To effectively address the constraints affecting these resources spatial planning will promote community participation in resource management by preservation and protection of the natural resources. The following are recommended basic guidelines;

COUNTY ASSEMBLIES FORUM (CAF)
P. O. Box 73552 - 00200,
NAIROBI, KENYA

- Map out the natural resources in the County; lakes, rivers, forests and hills for conservation.
- A framework for Protection of riparian zones, wetlands and springs and general conservation of catchment areas.
- Avail land in each ward for tree nurseries, botanical garden/parks or arboretum as amenity planting.
- Ensure individuals and institutions plant trees during plan approval and enforcement stage.
- County spatial planning will be a framework for planning and redistribution of benefits of transboundary resources like R.yala, R.Nzoia and L.Victoria etc

Figure 2: Map for Water Development Programme

3.3.3 Roads

Towns and urban centers in Siaya County are generally well served with all categories of roads. However, some of the roads within the urban centers need to be upgraded. The County has a culture of cycling but lacks a well-developed cycling infrastructure like segregated bike lanes

and facilities catering for motorbikes and bicycles. Spatial planning should ensure that the construction of the new roads takes care of the needs of cyclists. Spatial planning for county/town neighbourhood will apply the concept of compact city by ensuring that new houses, shops and public transport are closely located so that people can reach them by cycling or foot. Thus cycling should be more attractive by investing in cycle path networks.

COUNTY ASSEMBLIES FORUM (CAF)
P.O. Box 73552 - 00200,
NAIROBI, KENYA

3.3.4 Tourism and wildlife

Majorly tourism in Siaya County is in culture and heritage. For example Got Ramogi, Jaramogi Oginga Odinga Mausoleum, Achieng Oneko mausoleum, Kogelo and Mageta Island. The beaches are also a potential in tourism but the challenge is that they are privately owned and there is no riparian reserve which can be used as a public beach.

Also around the Yala swamp is an important bird area where many species of birds can be found. In hospitality industry there are inadequate accommodation facilities within the county such as: camp sites, homestays, cottages along the beaches and landing beaches. To tap this opportunities, Spatial planning will Map out all tourism attraction sites for preservation and protection of wildlife sites and providing land for investing in hotel industries. This will give indication of areas to be developed as attraction sites for tourism.

3.3.5 Housing

In Siaya County there is a huge shortage of housing especially in the urban areas. To address this planning issue, the county needs to develop strategies to ensure that adequate and affordable housing is achieved. Private-public-partnership initiatives should be encouraged in areas with high potential and low investment. The Persons with Disabilities Act 2003 compels Public buildings to be accessible by the physically challenged citizens in the County. Physical planning will ensure that all buildings constructed in the County shall comply with this Act.

3.3.6 Climate Variability

Virtually every segment of the society benefits from the services of meteorological department. This is because the vulnerability of communities everywhere will be reduced through weather and climate information. In agriculture, the information will determine the planting seasons and time which will ensure bountiful harvest. In spatial planning, wind flow and amount of rainfall are factors that determine location of land uses and provision of infrastructure. Information on flooding seasons can help plan for mitigation measures around the flooding area. For example the Nzoia basin in Siaya County which normally floods whenever River Nzoia overflows will significantly be addressed by the plan. Spatial planning takes into consideration climate variability information while planning. Therefore, land for meteorological site should be provided in each ecological zone and a weather climate centre in the County headquarters.

3.3.7 Governance and security

In the current constitutional dispensation, decentralization of services up to the village level is a major requirement. Spatial planning process will assist in identifying suitable locations for setting up public facilities such as sub county headquarters, service delivery centres, police stations and other establishments or institutions.

3.3.8 Environment

The county spatial plans should take account of the following;

COUNTY ASSEMBLIES FORUM (CAF)
P. O. Box 73552 - 00200,
NAIROBI, KENYA

- Create balance between development and environmental protection
- Minimize the negative environmental impacts of new developments in the County
- Establish systems for proper waste disposal e.g. dump sites, cemeteries and sewerage treatment plants.

3.3.9 Health development

Availability of health facilities and access are important factors for the well being of the county. In Siaya County there are seven(7) seven sub county hospitals, 32 health centres and 110 dispensaries as shown in the following maps

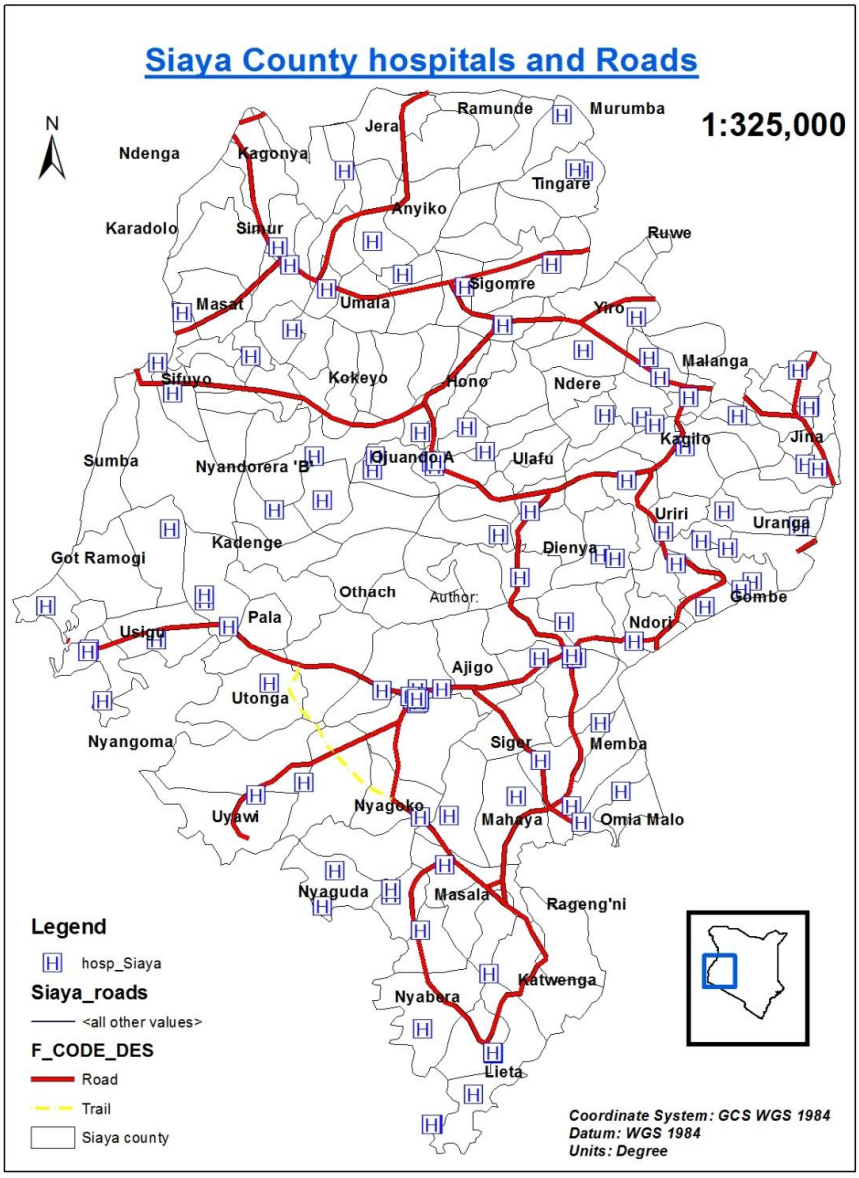

Figure 3: Map on Health facilities in Siaya County

COUNTY ASSEMBLIES FORUM (CAF)
P.O. Box 73552 - 00200,
NAIROBI, KENYA

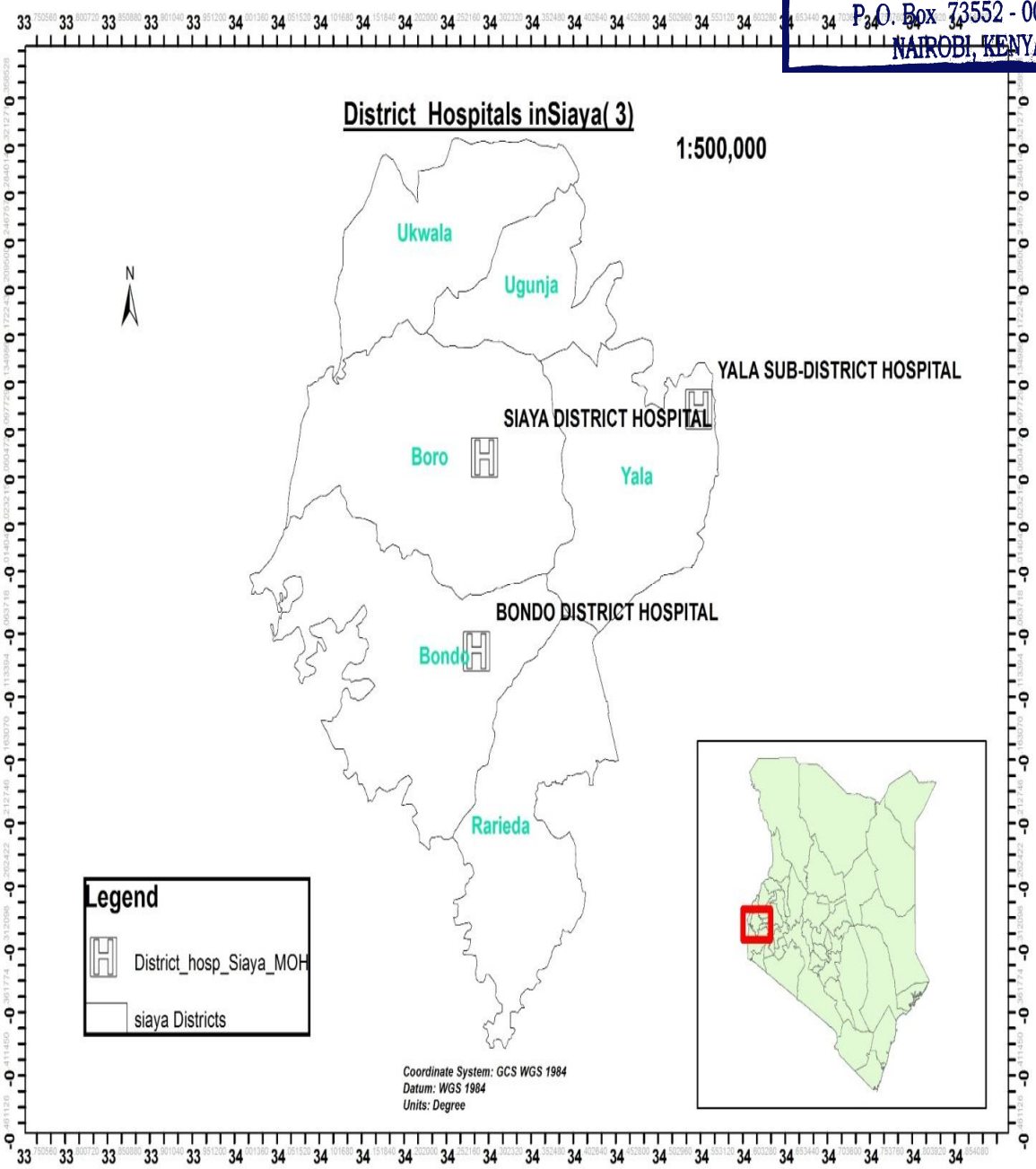

Figure: Map showing District Hospitals

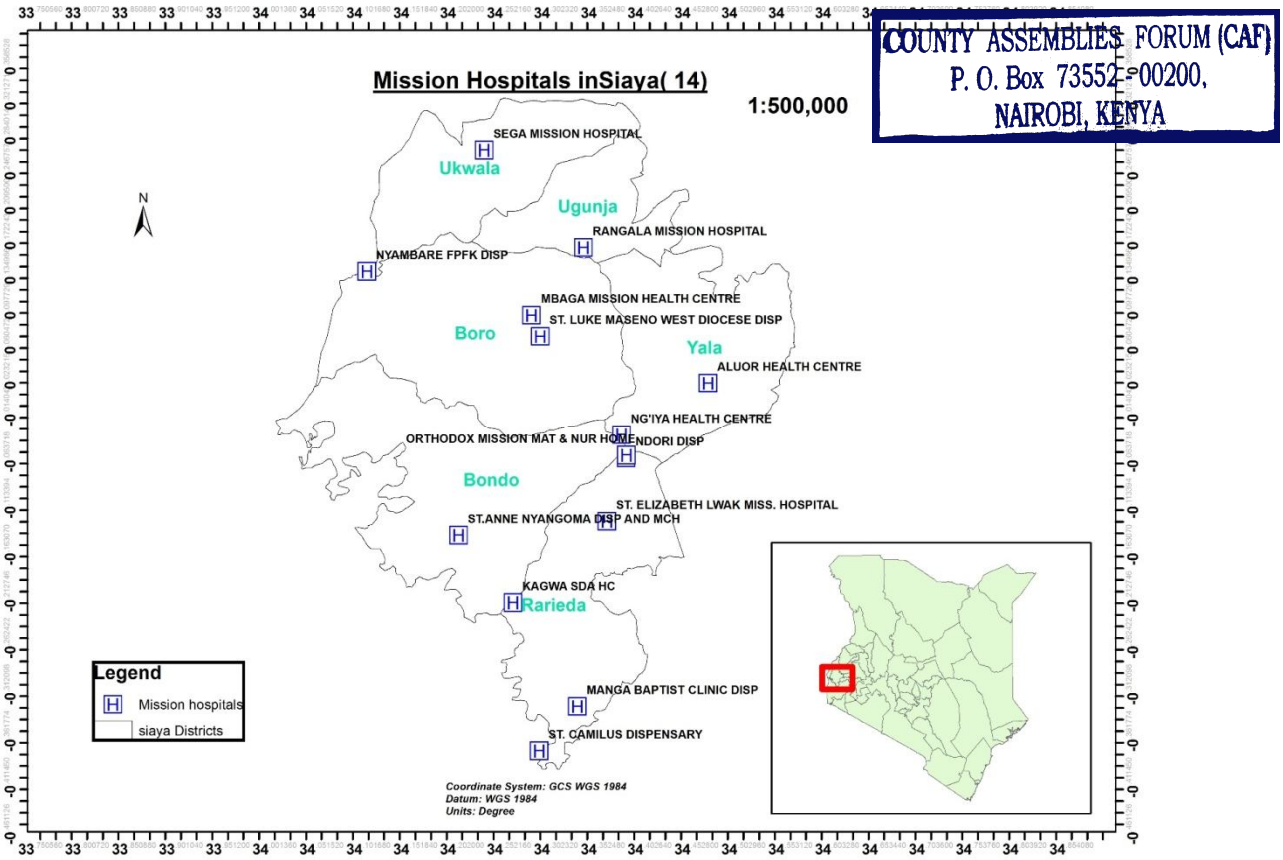

COUNTY ASSEMBLIES FORUM (CAF)
P. O. Box 73552 - 00200,
NAIROBI, KENYA

Figure: Map showing mission Hospitals in Siaya County

The mission hospitals form part of private hospitals that provide health care at subsidized rates. There is need for the mission hospitals to collaborate with County government inorder to improve access to health care.

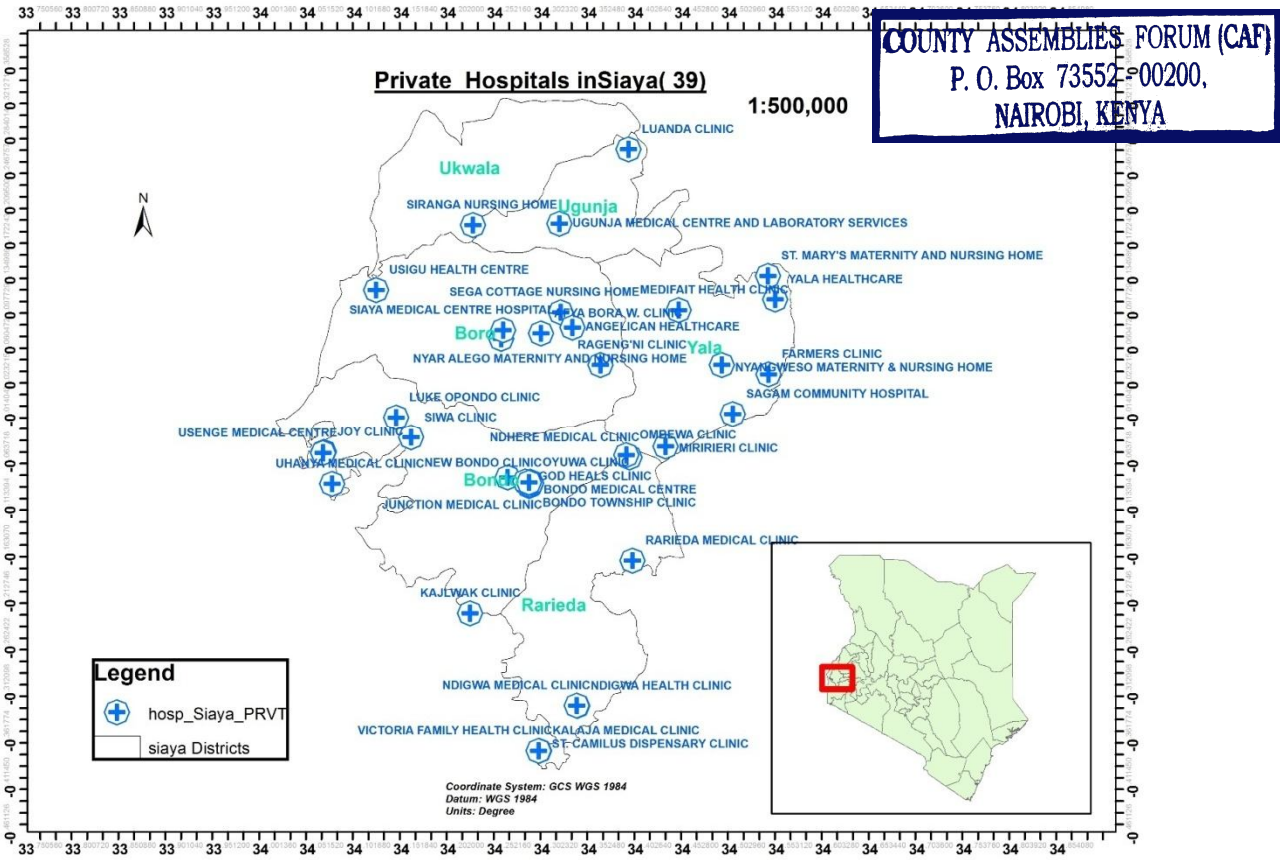

COUNTY ASSEMBLIES FORUM (CAF)
P. O. Box 73552-00200,
NAIROBI, KENYA

Map showing private Hospitals in Siaya County

As shown in the map there is a considerable number of privately owned hospitals totaling to approximately 39 hospitals in number. Health public-private partnerships programmes should be developed through the County government providing facilities and empowering private enterprise to build, maintain and manage delivery of services.

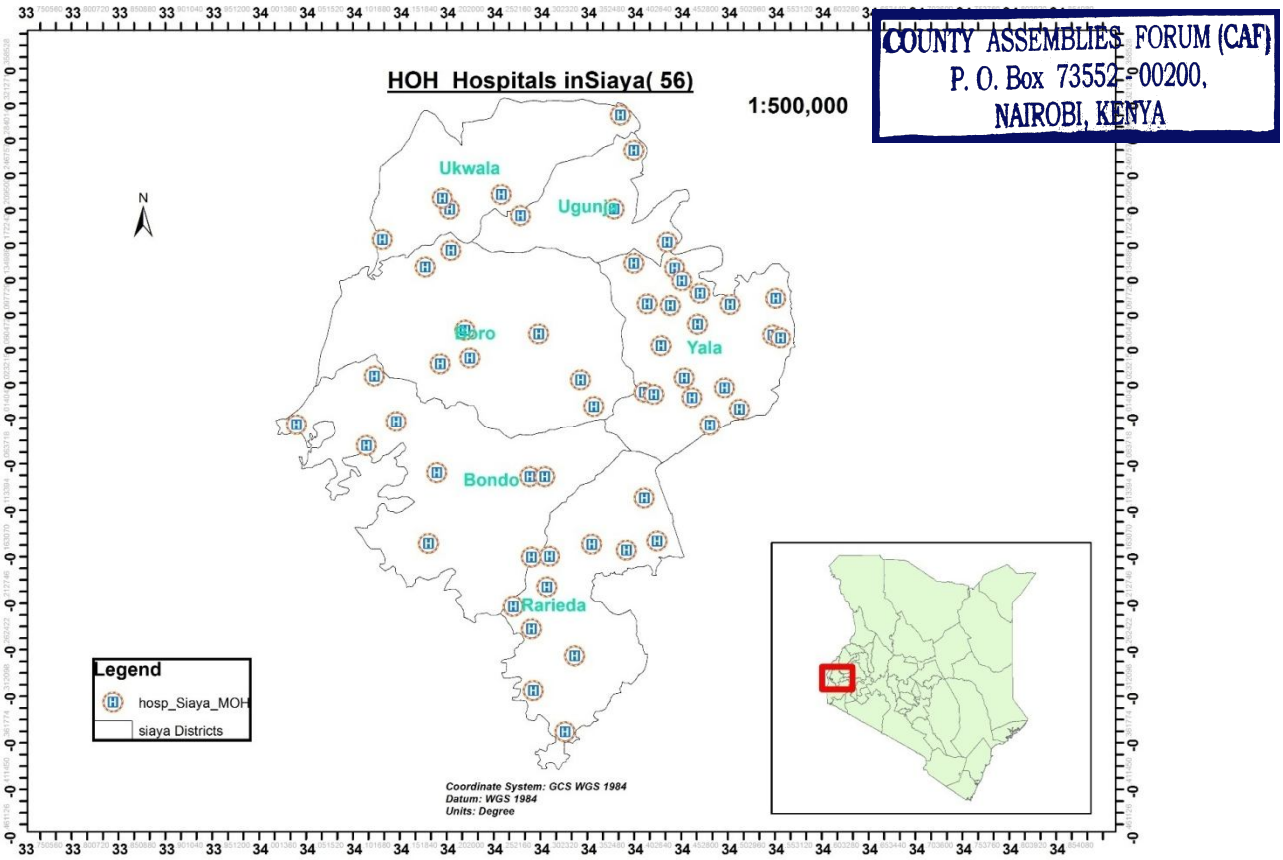

COUNTY ASSEMBLIES FORUM (CAF)
P. O. Box 73552-00200,
NAIROBI, KENYA

Map showing Ministry of Health facilities in Siaya County

The map shows the distribution of Ministry of Health Facilities per subcounty in Siaya County. With increasing population there is increased need for health services and this increase cannot be met by the existing health facilities. This will call for establishment of more health facilities, upgrading of the sub county health facilities and rehabilitation of others. Table…highlights programmes proposals in Health;

3.3.9.1 Health Development proposals

S/No	Facility	Recommendation
1	Rural health facilities to offer	Construction ,Rehabilitation and equipping of maternity Wing
2	CDF Health Facility	Construction and rehabilitation
3	Millennium Village Project Water & Wardproject:	Sinking & devt of waterpoint, construction of two wards Completion of Construction of theatre room
4	Staff Housing	To be developed
5	Model Dispensaries	Establishing and equipping the facility to serve as referral

		centres within the ward with maternity, newborn care and observation ward
6	Upgrade the level 4 facilities (Bondo and Siaya)	Expand and renovate the infrastructure
7	Teaching and referral hospital	Establish a county and referral teaching hospital to provide an excellent teaching, research and referral in the region
8	CHMT offices	Establishing and equipping the offices to house CHMT members

COUNTY ASSEMBLIES FORUM (CAF)
P. O. Box 73552 - 00200,
NAIROBI, KENYA

There is need for spatial planning for health facilities that highlights the Location of the facilities, distance between health facilities, average distance of travel to a health facility.

Correct mapping of the facilities will aid health authorities in not only planning for the construction of new facilities, but will also aid in the establishment of a functional referral network. This spatial planning should also extend to spatial planning of the existing Community Health Units in the county.

3.3.10 Education Development

Education is one of the most important investments a county can make in its people and its future since its critical to reducing poverty and inequality. There is need to establish a university and strengthen all existing colleges, schools and ECDs in the county. Table .....: highlights recommendations and programmes in education.

Programmes and Projects for Education

S/No	Institution	Location	Recommendation
1	Youth Polytechnics	Entire County	Construction of one youth polytechnic in each ward and equip with tools for effective training
2	ECD	Entire County	Recruitment of ECD teachers and allocation of land and funds for construction of classrooms
3	Youth development	Entire County	Construction and equipping youth empowerment centres
4	Rescue centre	-	Establish one children rescue centre in the County for displaced children
5	Sheltered workshops for pwd	Sub counties	To establish six (6)sheltered workshops for pwd every sub county

6	vocational rehabilitation	1 at the County	To establish and equip one(1) vocational rehabilitation in the county so as to enhance capacities and skills for people with disability

COUNTY ASSEMBLIES FORUM (CAF)
P. O. Box 73552 - 00200,
NAIROBI, KENYA

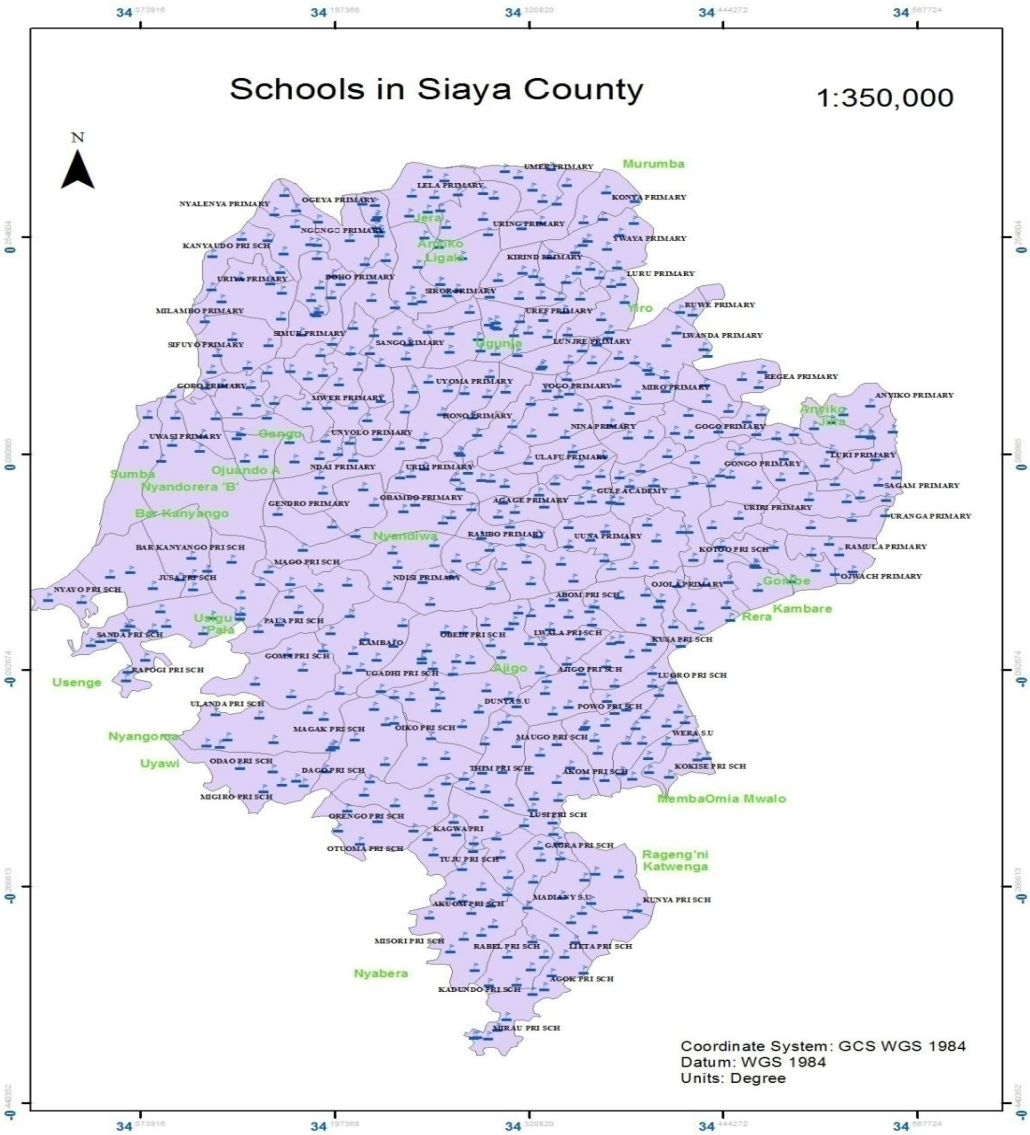

Figure 4: Map of Schools in Siaya County

3.3.10 MSE and industrial sector Development

The Micro and Small Enterprise Sector plays a key role in the economy in Siaya County in terms of offering employment opportunities and providing sources of income. Approximately 69.8 percent (Economic Survey 2013) of the population is employed in the sector. Majority MSEs in the County are in Carpentry, Metal Fabrication, Automobile repairs, Small Manufacturing and Agro-Processing. They are based in the major Urban Areas of Siaya, Bondo, Ugunja, Usenge, Sega, Yala, Akala, Ukwala and Luhano.

Despite the important role played by the sector, little has been achieved in streamlining their operations. They tend to operate in haphazard open spaces that are seldom planned. Apart from Siaya, Ugunja and Bondo no other town has got designated jua kali sites. The Siaya Jua Kali site is spacious enough while the ones in Bondo and Ugunja are too small to accommodate only a fraction of MSEs.

COUNTY ASSEMBLIES FORUM (CAF)
P. O. Box 73552 - 00200,
NAIROBI, KENYA

There are also five Industrial Development Site in Five Sub counties: Siaya- Siaya Town; Gem-Ramula; Rarieda- Aram; Ugunja- Nyasanda and Bondo-Bar-Kawaga. Most of these sites are located outside the towns and remain unoccupied.

The following are reccommendations and programmes that need to be prioritised in industrial sector highlights recommendations and programmes in education The following need to be prioritized:

- Implement the new proposed plan for Ugunja Town; it has recommended the relocation of the Jua Kali site to Nyawita which is more spacious and is also strategically located. This will create room and facilitate the development of infrastructure.
- Set aside land for the MSEs in the following towns; Ndori, LuandaKotieno, Bondo, Akala center, Kogelo market, N'giya, Yala Town, Kodiaga, Luhano, Ukwala, Awendo, Sega and Aboke.
- Plan and allocate sites for Juakali in each ward
- All Industrial Development Centre to be located within the Jua Kali sites.
- For Major Towns of Siaya, Bondo, Ugunja, Yala and Sega there is need to allocate the sites to specific clusters such that they are occupied based on activities. The Metal fabricators should have a site of their own as well as carpenters and all the others.

COUNTY ASSEMBLIES FORUM (CAF)
P. O. Box 73552 - 00200,
NAIROBI, KENYA

CHAPTER FOUR

LINKAGES WITH OTHER PLANS

4.0 Introduction

This chapter provides the linkages of the Siaya County integrated Development Plan with the Kenya Vision 2030, the Millennium Development Goals and the Constitution of Kenya, 2010. It also details the status of the Millennium Development Goals and what needs to be done to reach the Millennium Development Goals in the County.

4.1 CIDP Linkages with Kenya Vision 2030 and Medium Term Plan

To meet the general national development objectives and aspirations, it is essential to streamline the County development agenda with the national development agenda. Sessional Paper Number 10 of 2012 - Kenya Vision 2030 – is the National Policy Economic Blueprint that entrenches Kenya Vision 2030 as the long term development strategy for Kenya. The Kenya Vision 2030 aims at transforming Kenya into a modern, globally competitive, middle income country providing a high quality of life to all its citizens. The Kenya Vision 2030 is a product of a highly participatory, consultative and all-inclusive stakeholders' process conducted throughout the country and in all sectors of the economy.

The Vision is anchored on three key pillars: economic; social; and political. The Economic Pillar aims at achieving an average Gross Domestic Product (GDP) growth rate of 10 percent per annum and sustaining the same till 2030 in order to generate more resources to reinvigorate the economy to meet its envisaged goals and aspirations. The key sectors in this pillar include: tourism; agriculture and livestock; manufacturing; wholesale and retail trade; Business Process Outsourcing (BPO) and financial services. A seventh sector, oil and mineral resources, has now been added taking cognizance of the recent developments.

The Social Pillar seeks to build a just and cohesive society with social equity in a clean and secure environment. The main sectors under this pillar include: education and training; health; water and irrigation; environment; housing and urbanization; gender; sports; youth and culture. The Political Pillar aims at realizing a democratic political system founded on issue based politics that respect the rule of law, and protects the fundamental rights and freedoms of every individual in the Kenyan society.

The three pillars are anchored on a number of foundations, which serve as enablers that create an environment that is geared towards the realization of Vision 2030. These include: macroeconomic stability; continuity in governance reforms; enhanced equity and wealth creation opportunities for the poor; good infrastructure; sufficient energy; Science, Technology and Innovation; Land Reforms; Human Resource Development; Security and Public Sector Reforms.

An additional enabler, national values and ethics, has been included following the passing of the Constitution of Kenya 2010.

COUNTY ASSEMBLIES FORUM (CAF)
P. O. Box 73552 - 00200,
NAIROBI, KENYA

The Kenya Vision 2030 is to be implemented in successive five year Medium Term Plans. The first plan covered the period 2008-2012. The Medium Term Plan 2013-2017 is the second in a series of successive 5-year plans under which the Kenya Vision 2030 is to be implemented. The second MTP 2013-2017 draws on lessons learnt during the implementation of the first MTP 2008-2012. It seeks to implement the flagship projects identified under Vision 2030 over the five year period together with incomplete flagship and other projects and programmes in the previous Medium Term plan. It has also taken due cognizance of the devolved structure of government following promulgation of the Constitution of Kenya 2010 and recent discovery of oil and other mineral resources.

The people of Siaya County contributed towards the development of the second MTP in a consultative forum held on Tuesday December 04, 2012 at Mwisho Mwisho Hotel in Siaya Town. The broad key priority areas which will be the focus of the Second MTP are mainly the development challenges affecting the nation as a whole and in particular Siaya County, these include: Employment creation; Development of human resource through expansion and improvement in quality education, health and other social services; reducing the dependence of the economy on rain-fed agriculture through expansion of irrigation; higher investment in alternative and green sources of energy; improving the economy's competitiveness through increased investment and modernization of infrastructure; increasing the ratio of saving, investment and exports to GDP; implementation of key Kenya Vision 2030 Flagship projects including development of LAPSSET Corridor; improving national security; promoting national values and ethics; and continue implementing the Constitution including devolution.

The County Government Act, 2012, stipulates that a County government shall plan for the County and no public funds shall be appropriated outside a planning framework. This Act along with the Public Finance Management Act, 2012, therefore calls for preparation of County Integrated Development Plans (CIDP) which must be aligned to the National Development Plan. In view of this, a County Integrated Development Plan and other plans provided in the County Government Act 2012 should be aligned to Kenya Vision 2030 and the Medium Term Plan 2013-2017. The CIDP therefore provides the essential linkages of the National and County Governments by facilitating the implementation of Vision 2030 flagship projects.
This CIDP has also identified projects and programmes whose implementation is aimed at contributing towards the realization of the collective aspirations of the people of Kenya as outlined in the Kenya Vision 2030 and the MTP 2013-2017.

4.2 CIDP Linkages with the Kenya Constitution 2010

The Constitution of Kenya, 2010 creates a two-tier government system: a national government and 47 County governments. This calls for a paradigm shift in development planning from centralized based planning to devolve system of planning. The Constitution of Kenya (2010) prescribes national values and principles of governance which include sharing and devolution of power. The Fourth Schedule delineates the functions of the national and County governments.

As per the part two of the fourth schedule of the constitution, a total of 14 functions have been devolved to the counties. The main ones include: County planning and development; agriculture; County health services; control of air pollution, noise pollution, other public nuisances and outdoor advertising; cultural activities, public entertainment and public amenities; County roads and transport; animal control and welfare; trade development and regulation; pre-primary education and village polytechnics; specific national government policies on natural resources and environmental conservation; County public works and services; fire fighting services and disaster management; and, control of drugs and pornography. As stipulated in the constitution, "integrated development planning" will govern the preparation of the national budgets and those of the counties and that no public funds shall be appropriated without a planning framework. Emphasis is also made in the constitution for the counties to ensure that participatory development and capacities are developed at the County and community level.

COUNTY ASSEMBLIES FORUM (CAF)
P. O. Box 73552 - 00200,
NAIROBI, KENYA.

Five laws which provide the framework for devolution have been enacted, namely: Urban Areas and Cities Act, 2011; The County Governments Act, 2012; The Transition to Devolved Government Act, 2012; The Intergovernmental Relations Act, 2012 and The Public Finance Management Act, 2012.

The PFM Act 2012 provides for effective and efficient management of public resources. Article 125 of the Act requires the budget process for County governments in any financial year to be undertaken based the integrated development planning process which include long term and medium term planning as well as financial and economic priorities for the County over the medium term. Articles 126 of the Act further obligates each County government to prepare an integrated development plan that includes strategic priorities for the medium term that reflect the County government's priorities and plans, a description of how the County government is responding to changes in the financial and economic environment; and, programmes to be delivered.

The County Governments are composed of the County Executive Committee and County Assemblies. The County Executive Committee is expected to supervise the administration and delivery of services to citizens as well as conceptualize and implement policies and County legislation. The County Assembly is a legislative organ and will play an oversight role on all County public institutions including the urban areas and cities. The County governments are required to prepare the County Integrated Development Plans to enable prioritization of socio-economic development issues at the local level. This is a mandatory exercise that should be undertaken before the funding of the County projects and programmes.
This Siaya County Integrated Development Plan has been prepared on the basis of the legal framework explained in this section.

4.3 CIDP Linkages with the Millennium Development Goals at the County Level

4.3.1 Overview

The Millennium Development Goals process was entrenched in Kenya in 2004 when the government of Kenya issued a cabinet memo directing all government ministries, departments

and agencies to mainstream MDGs into their policies, planning and budgeting processes. Since then, the MDGs have been mainstreamed into major national policy documents. This plan also proposes measures to ensure that, MDGs have been mainstreamed into projects, programmes and policies.

COUNTY ASSEMBLIES FORUM (CAF)
P. O. Box 73552 - 00200,
NAIROBI, KENYA

The Millennium Development Goals (MDGs) are internationally accepted standards for measuring progress towards poverty alleviation. They were agreed upon at the UN Millennium Summit in 2000 where world leaders made and adopted a declaration to 'free *all men, women and children from the abject and dehumanizing conditions of extreme poverty'*. The eight MDGs to be met by 2015, 18 targets and 48 indicators are drawn from this declaration. The time-bound targets and indicators are critical in measuring progress in the areas of: poverty alleviation, education, gender equality and empowerment of women, child and maternal health, reducing HIV/AIDS and communicable diseases, environmental sustainability, and building a Global Partnership for Development. Kenya is one of the signatories to the Declaration and is committed to achieve the MDGs. This commitment has resulted in commendable progress in achieving a number of these goals though some are still facing challenges. As we pursue development agenda at the County level, we need to fast track the achievement of these goals.

With only two years to the end of the MDGs period, a group of world leaders appointed by the UN Secretary General are working together to find the best way to tackle global agenda on development after 2015. The post 2015 agenda will have shared responsibilities for all countries and with the fight against poverty and sustainable development at its core. This agenda will be cascaded in the Medium Term Plans and County Integrated Development Plans in order to build upon commitments already made and contribute to the acceleration of achievement of the targets both at the national and county levels. The MDGs will therefore form the bedrock to the greatest promise to the County's most vulnerable population.

4.3.2 Status of Millennium Development Goals in the County

The second phase of MDG innovative interventions programme commenced in 2012 as part of the strategy to accelerate the realization of the MDGs. Nine millennium districts were selected for these pilot interventions. Among, the nine districts selected, were the Bondo district (which consists of Rarieda and Bondo Sub counties) and the greater Siaya district (which consists Ugunja, Ugenya, Siaya, and Gem Sub counties) which were selected because of their high poverty levels. It was anticipated that the MDGs interventions would be scalled up to cover the entire country on the basis of performance of interventions in the selected millennium districts. The current status of each of the goals is provided below:

Goal 1: Reduce Extreme Poverty and Hunger

More than 10 million people in Kenya suffer from chronic food insecurity and poor nutrition, while between one and two million people require food assistance throughout the year. Nearly 30% of children aged five years and below in Kenya are classified as undernourished, and micronutrients deficiencies are widespread.

Siaya County continues to suffer from poverty and related problems despite the enormous resources spent on poverty reduction strategies. The incidence of poverty is estimated to be 47.56 per cent of the population in the County compared to 43.37 per cent at the national level, with 34 per cent of the population being food poor. The incidences of poverty are highest in the rural areas than in the urban areas at 57.93 per cent and 37.91 per cent respectively

COUNTY ASSEMBLIES FORUM (CAF)
P. O. Box 73552 - 00200,
NAIROBI, KENYA

The causes of slow progress in achieving this goal include: low application of modern farming technology; diseases and pests resulting into pre harvest and post harvest losses; low access to financial services; climate change and environmental degradation; poor infrastructure; high cost of farm inputs among others.

Some of the projects e whose implementation is aimed at accelerating the achievement of this goal include: agriculture mechanization project; the rehabilitation of existing non-functional water facilities under the Water Master Plan to provide water for both domestic and agricultural activities; the improvement of the road systems under KeRRA and County Government programmes; Pan African Tsetse Fly Eradication Campaign; orphan crop bulking and distribution; cash transfers programme targeting Older Persons and OVCs; Njaa Marufuku Kenya (NMK); Economic; Fertilizer Cost-Reduction Initiative; More land under irrigation initiative; increase in availability of credit facilities through the Joint Loans Board amongst others.

Goal 2: Achieve Universal Primary Education

The right to education has become a constitutional right under the bill of rights of the constitution of Kenya. The first target of the goal is to ensure that, by 2015, children everywhere, boys and girls alike, will be able to complete a full course of primary schooling. At national level, the free primary education has led to worsening of pupil teacher ratio thereby affecting quality of primary education in public schools. Based on the gross enrolment ration, literacy levels, and the average distance, to the nearest public schools, the current status under this goal is given as follows:-

County Gross Enrolment in Primary Education: The County Gross Enrolment Ratio (GER) at primary school level b y end of 2013 was at 202,958 with 106,549 boys and 96,409 girls. The GER at secondary school level was at 58,302 by end of 2013 with 31,359 boys and 26,943 girls respectively, here the retention rate at primary is 71 per cent compared to 67 per cent nationally.

Literacy Level: The general literacy level in the County currently stands at 79.75 per cent. Of this, only 65 per cent of the men can read and write while 45 per cent represents the proportion of the women who can read and write. With a literacy rate of 85.9 per cent of women aged between 15-24 years.

Average Distance to the Nearest Public School: In the County, on average a primary school going child covers a distance of between one to two kilometres in a day to reach to the nearest school while a secondary school going child covers an average of two to three kilometres a day to reach the nearest day school. The government has taken measures to ensure the achievement

of universal access to primary education. Despite these efforts, there are still challenges that need to be urgently addressed if the MDG goal is to be achieved. These include: shortage of teachers; poor or dilapidated school infrastructure; high HIV/AIDs prevalence and its associated effects; high levels of poverty; food insecurity and high malnutrition levels among the learners; retrogressive cultural practices among others.

COUNTY ASSEMBLIES FORUM (CAF)
P. O. Box 73552 - 00200,
NAIROBI, KENYA

It is worth noting that effects of HIV/AIDS are faced by both teachers and children due to the high number of orphans and vulnerable children (OVC) who live in poor conditions. Poor nutrition and health practices at home leave children more vulnerable to disease which has negatively impacted on the learning. In addition, inadequate funding at the sub County level to support expansion of secondary schools has hindered the attainment of universal transition rate from primary to secondary.

One of programmes, whose implementation is aimed at enhancing the progress towards achieving this goal is the free primary education programme which was initiated by the NARC government in 2003. Others include:

Goal 3: Gender Equality and Women Empowerment

The Kenya government acknowledges that the empowerment of women is an effective way to combat poverty, hunger and disease and to stimulate sustainable development. Gender equality and women empowerment is an important condition for the achievement of the other goals. Kenya has in the past implemented numerous gender friendly policies to increase gender equality. The Kenya constitution 2010 has reserved at least 33% of the composition of all public bodies to either gender.

At the County level, boys in primary school as at the end of 2013 were 106,549 while girls were 96,409 giving a ratio of 1.1:1 boys to girls respectively. Boys and girls in secondary school as at 2013 were 31,359 and 26,943 respectively giving a ratio of 1.16:1. This shows a considerable stride towards gender equality in the provision of education. With these figures, the target number one of the third MDG goal; eliminate gender disparity in primary and secondary education, preferably by 2015, and at all levels of education not later than 2015 is on track.

The number of elected women members of the Siaya County Assembly is very minimal. Women account for slightly more than half of the total population (52.6 per cent) and comprise a large voting population but they are still under represented in strategic decision-making processes. Despite the existence of policies, legislative reforms, plans and programmes, gender disparities still exist in legal, social, economic and political levels; and access to and control of resources and opportunities.

The key challenges inhibiting the achievement of gender equality in the County include; retrogressive cultural and traditional practices and beliefs, inadequate resources for gender equality work; and limited access of women to productive resources such as land.

This plan has proposed strategies with which to address this goal. They include: developing separate latrines/gender sensitive latrines for girls in primary schools; training on sexual maturation and provision of sanitary towels to girls in schools; increasing the number of girls secondary schools with a view of developing a model girls' school; enhancing women development funds with training on micro enterprise development; setting up life skills programs at school level and girls; providing legal frameworks for sector operations amongst others.

COUNTY ASSEMBLIES FORUM (CAF)
P. O. Box 73552 - 00200,
NAIROBI, KENYA

Goal 4 and5: Reduction in Infant Mortality Rates and Improve Maternal Health

The Infant Mortality Rate in the county stands at 111 per 1,000 live births (MICS 2011) compared to 52 per per1,000 live births (KDHS 2008/9) nationally. The under five mortality rate for the county is 159 per 1000 live births (MICS 2011) compared to 74 per 1000 live births(KDHS 2008/9) nationally. Births attended by skilled personnel stands at 56 percent(2012 DHIS) compared to the national average of 43.8 per cent. On the other hand, immunisation coverage in the County is 86 per cent (DHIS 2012) for children between 12-23 months.

The high maternal and child mortality rates in the county are largely preventable and can be reduced significantly using proper strategies. Some of the strategies aimed at achieving goal 4 and 5 in this plan include: refining focus on low cost high impact interventions such as increasing family planning service uptake; increasing immunization coverage; improving access to clean water and sanitation; sleeping under ITNs; timely and correct treatment of malaria; pneumonia and diarrhoea(Especially in children); and provision of quality focused antenatal care and provision of quality skilled delivery services to pregnant women. Prevention, care and treatment of HIV/AIDS and malnutrition - which are the main underlying causes of childhood deaths – is one of the proposed strategies aimed at significantly reducing child mortality rates in the county.

Goal 6: Combat HIV and AIDS, Malaria and other Diseases

HIV/AIDS and Tuberculosis: Siaya County currently has one of the highest burdens of HIV/AIDS and TB in the country. According to KAIS – 2012 report, the county has a 17.8 per cent HIV/AIDS prevalence compared to the national prevalence of 5.6 percent. Tuberculosis is the major cause of death in HIV positive patients in the county and over 75 percent of TB patients are HIV positive which is a high infection rate of TB/HIV.

These trends are heavily influenced by socioeconomic factors such as high levels of poverty, school drop-out especially among girls, unemployment among young people, increasing exposure to different forms of sexual orientation through negative consequences of media technology and the emergence of most-at-risk populations. High TB rates in the county are due largely to inadequate focus of prevention, active case detection and treatment of all TB cases.

One intervention done in order to reach this goal is the free voluntary counselling and testing (VCT) programme. Under this programme VCT services are made available at all public health facilities and most private health facilities as well as other institutions such as colleges in the County. Another intervention is the provision of ART services at all public medical facilities. Approximately 50 per cent of the people living with HIV the County were enrolled in Anti-Retroviral Therapy (ART) in all the public health facilities in 2012. Prevention of Mother to Child Transmission (PMTCT) services is also available at public health facilities Countywide.

COUNTY ASSEMBLIES FORUM (CAF)
P.O. Box 73552 - 00200,
NAIROBI, KENYA

Malaria: Malaria remains the greatest cause of death especially in children under five and pregnant women. Morbidity due to malaria in the County is 52 per cent against the national average of 31per cent. Efforts have been scaled up in distribution of Insecticide Treated Nets (ITNs) in malaria prone areas and indoor residual spraying in the households. This will contribute significantly in reducing the malaria infection rate and in effect make progress towards achieving MDG 6.

In summary, some of the specific interventions that are currently being implemented in the county but need to be scaled up to address MDG 6. They include: use of insecticide treated bed nets; timely and correct treatment of malaria using ACT; Intermittent Preventive Treatment (IPT) for malaria during pregnancy; Prevention, care and treatment for HIV/AIDS; early diagnosis of HIV infection; Implementation of the national EMTCT agenda; and active case detection treatment and cure for TB amongst others.

However, the strategies to attain this goal are hampered by such factors as; shortage of medical personnel, inadequate skills, poor health seeking behaviour, inadequate financial resources for reproductive health and child survival coupled with high poverty levels, and low uptake of family planning services methods. More effort is required in this goal.

Goal 7: Ensure Environmental Sustainability

The proportion of households accessing clean drinking water increased to 52 per cent in 2012 from 46.7 per cent in 2008-09. The proportion of households with latrines was estimated to be 80 per cent as at 2012. The area under forest cover in the County is estimated to be 562.8 Km^2 and there are 8 non-gazetted forested hills and 2 gazetted ones.

Some of the short term interventions aimed at progressing towards achieving this goal in the county: banning of charcoal burning; construction of water pans; construction of sewage system and urban water supplies infrastructure amongst others. One major projects which is also a vision 2030 flagship project in the county is upgrading of the Sidindi Malanga Water Supply. Construction of Siaya Town Sewerage system is also on going and proposals have been made to establish sewage systems in major towns in the county.

Goal 8: Develop a Global Partnership for Development

Generally, access to markets has been improved after various interventions, including the construction of modern fresh produce markets, in the county. Five such markets have been constructed through the Economic Stimulus Programme (ESP) in the five constituencies. The local producers are also being encouraged to improve the value of the produce by encouraging them to add value to the various products that they produce especially by forming Common Interest Groups (CIGs). Under Official Development Assistance (ODA), the County enjoys a lot of support from donors in carrying out development activities. Some of the organizations working in the County include: RUMA WOMEN DEVELOPMENT, UNICEF, UNDP, Kenya Red Cross, World Vision, APHIA PLUS and Plan International. Several other activities are supported by grants from other government on bilateral agreement this including the Government of Finland, EU and the USA.

On ICT and new technology, the number of cellular subscribers stands at 90 per cent and internet users have greatly increased with most government offices having internet connection. The introduction of mobile money transfer and mobile banking services provided by mobile phone companies have contributed to increased access to banking services especially among the residents of remote areas in the County who are now able to make financial transactions within and from the Diaspora.

COUNTY ASSEMBLIES FORUM (CAF)
P.O. Box 73552 - 00200,
NAIROBI, KENYA

One project that is expected to bring a significant impact on business is the linking of the county headquarter (Siaya Town) to the national Fibre Optic Cable network. This is expected to good opportunities in the ICT sector and in Business Process Outsourcing. The establishment of more universities and their campuses is also another strategy to strengthen international collaboration in the field of education and research.

CHAPTER FIVE

IMPLEMENTATION FRAMEWORK

COUNTY ASSEMBLIES FORUM (CAF)
P. O. Box 73552 - 00200,
NAIROBI, KENYA

5.0 Introduction

This chapter outlines the institutional framework and organizational flow that will be followed in implementing this County Integrated Development plan. This chapter also maps out the development partners in the County and the role they play in development within the County; this is meant to avoid duplication of efforts during implementation of this development plan.

5.1 Institutional Framework and Organizational Flow

Proposed projects and programmes, including those that fall under National government, will be implemented by the County government through the respective Ministries, Departments and Agencies represented within the County. All projects that fall under the County government will be implemented by the County Executive and its decentralized structures up to the village level.In addition, the National government will provide general policy direction and legal framework in the implementation of this plan as provided for by the Constitution of Kenya 2010.

The County Government will play the role of facilitation through legislation and resource allocation but the responsibility of implementation of the plan will lie with the various technical departments and development institutions in the county.

The County Government leadership will also oversee the implementation. All implementing departments will be expected to prepare budgets and thereafter develop work plans based on the approved budgets. The CIDP will form the basis for budgeting for the County and will be tabled in the County Assembly for deliberation and approval. Implementing agencies will be expected to produce annual reports for their activities towards the implementation of the CIDP.

The chart below illustrates the structure within the county government of Siaya that will be used to implement the county integrated development plan.

COUNTY ASSEMBLIES FORUM (CAF)
P. O. Box 73552 - 00200,
NAIROBI, KENYA

County Organogram

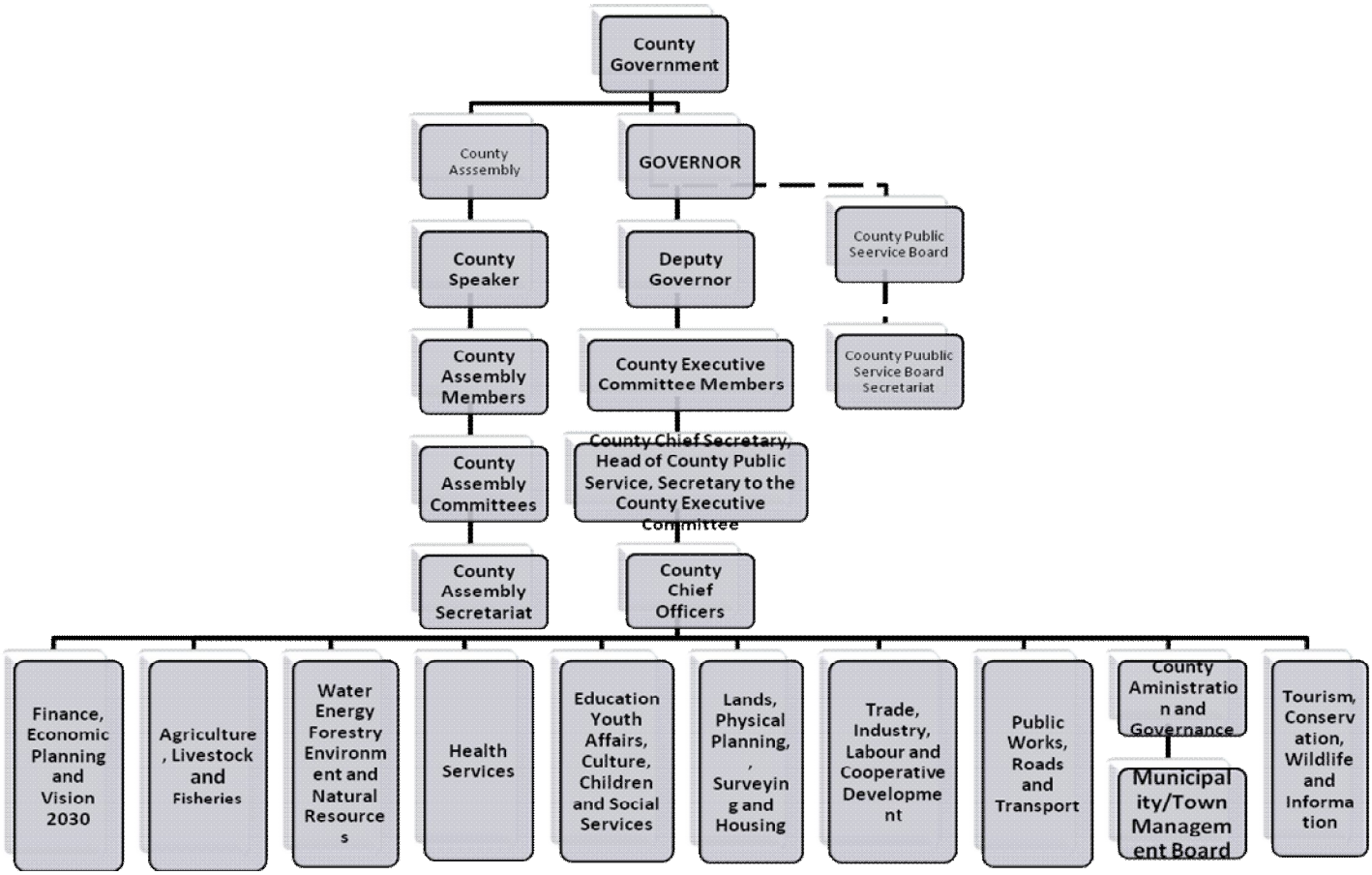

Figure 5: Siaya County Organization Structure

5.2 County Coordination Framework:

The County Government of Siaya will establish six Sub-County Administrative Units that will coordinate the implementation of government projects/programmes/policies at the sub-county level. At the ward level the County is in the process of establishing ward administrative units that will coordinate the implementation of the plan at the ward and village level. In addition there will be urban areas and towns to be determined by the county government as per the County Government Act of 2012 and the Urban Areas and Cities Act of 2011.

The organizational flow that will be followed while implementing this integrated development plan is outlined in the chart below:

COUNTY ASSEMBLIES FORUM (CAF)
P. O. Box 73552 - 00200,
NAIROBI, KENYA

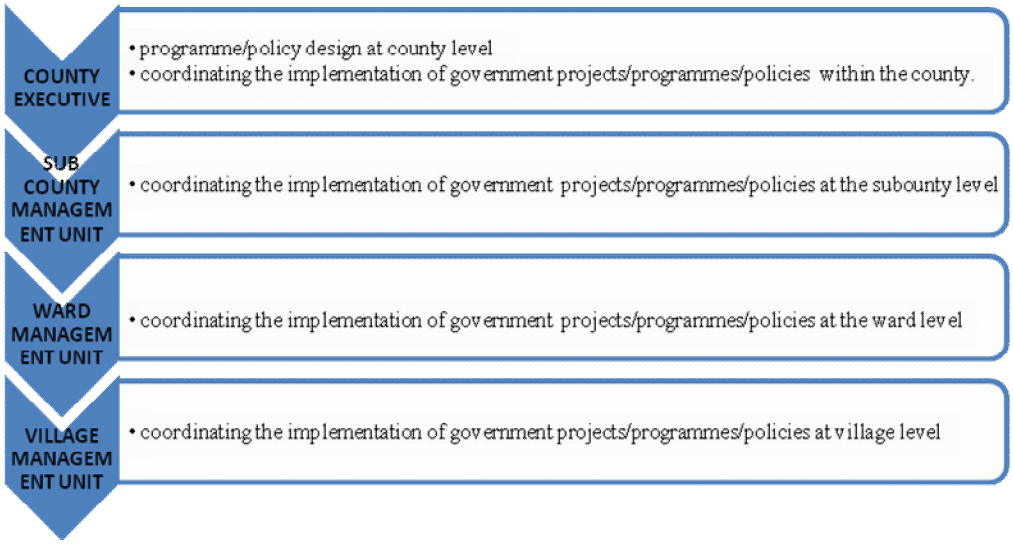

Figure 6: Siaya County Organizational Flow

5.3 Project implementation framework

Projects and programmes are coordinated, implemented and monitored through various development forums at the County, Sub-County and Ward levels from which new project proposals and on-going projects are reviewed and final recommendations on the same submitted to the County Executive Committee member in-charge of Finance and Planning for implementation. This is illustrated in the chart below:

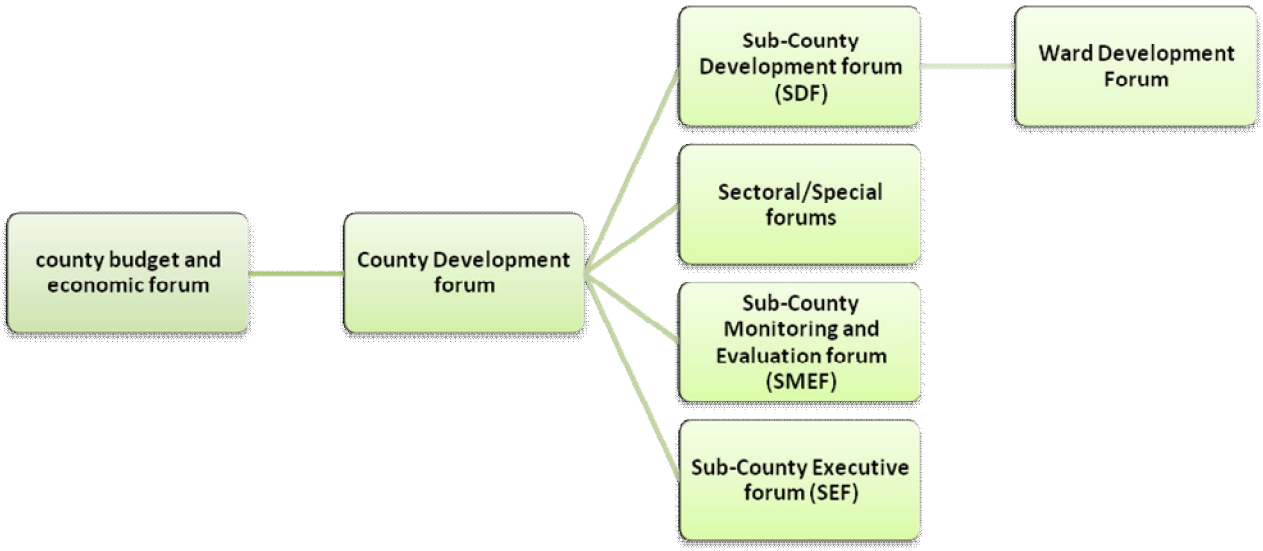

Figure 7: Project Implementation Framework

a) **County and Sub-County Development forum:** overall authority in policy implementation, coordination and supervision of projects are vested in these forums. The membership of the

project shall include among others: the national and county Departmental Heads, Non-Governmental Organizations, Faith Based Organizations, Constituency Development Fund Rep, Member of National Assembly, Women Representative (MYW), Youth Representative, and PWD.

COUNTY ASSEMBLIES FORUM (CAF)
P. O. Box 73552 - 00200,
NAIROBI, KENYA

b) **County and Sub-County Executive forums**: the membership of the forum shall include the National and County Heads of Departments. The committee shall be mandated to report and provide technical support to the county and sub county development forums.

c) **County and Sub-County Monitoring and Evaluation forum**: these forums are mandated to undertake all monitoring and evaluation activities aimed at improving the effectiveness and quality of tracking implementation of various development policies, strategies, programmes and projects. The forum is all inclusive as it draws its membership from within government and civil society organisations and other interest groups

d) **County and Sub-County Special/Sectoral forums**: Theseare mandated to undertake implementation, supervisory and overall review of projects in their sectors at all levels. The committees will nominate a Chairperson to steer the management and coordinate various meetings with the technical person in-charge of the sector being the convener

5.4 Stakeholders, stakeholder roles, and coordination

Development partners and other stakeholders will implement their programmes and projects within the set framework of the sector of interest and within other county structures. It is hoped that these stakeholders will provide invaluable support to the County government in achieving the objectives of this development plan. Support from these stakeholders will be in form of both financial and technical support.

The County will legislate or formulate appropriate policies to guide operations of these stakeholders' at all administrative levels in view of streamlining their operations to avoid duplication of interventions.

a) **Health Sector:** The major stakeholder in the *health* sector is the County government, National government, the people of Siaya county and development partners. The sector coordinates the stakeholders through quarterly forums at the sub County and county levels, stakeholder participation in the preparation of the Annual Work Plans. Furthermore, an annual partner mapping is carried out by the department. The key development partners in the Health sector are indicated in the table below.

Role of Stakeholders in Health

Stakeholder	Roles
ICAP	HIV/AIDs care, Human resource for Health, TB care
UNICEF	Child survival and Development, Community Health Strategy, WASH
CDC/KEMRI	HIV/AIDs care, Malaria research and control
Matibabu Foundation	Reproductive Health, Community Health Strategy, HIV/AIDS care
World Vision	Reproductive Health, Community Health Strategy, OVC
MACEPA	Malaria prevention, control and management
Mildmay	HIV/AIDS care, community strategy
PS-Kenya	HIV prevention, Malaria prevention

Plan International	Community Health Strategy
FHOK	Reproductive Health
IRDO	VMMC
APHIA PLUS	Child survival and Development, Community Health Strategy
ACE Africa	HIV/AIDS prevention
University of Nairobi	Malaria research
Kenya Red Cross	Disaster management, Community Health Strategy
AMREF	Community Health Strategy, HIV/AIDS prevention
KANCO	HIV/AIDS prevention, TB prevention
Measure Evaluation	Community Health Strategy, Monitoring and Evaluation, Referral system
IPAS	Reproductive Health
MCHIP	Maternal and Newborn Health, Community Health Strategy
Africa Now	WASH
Care Kenya	WASH

COUNTY ASSEMBLIES FORUM (CAF)
P. O. Box 73552 - 00200,
NAIROBI, KENYA

b) **Agriculture, Livestock and Fisheries:** This sector will establish a County stakeholder forum in addition to the existing quarterly ones at the sub County level. The sector will also be sensitizing farmers on the existence of various stakeholders and their operations within the County to ensure that they are fully informed. This will be very instrumental to avoid duplication of efforts.The major stakeholders in this sector are shown below:

Role of Stakeholders in Agriculture, Livestock and Fisheries

Stakeholders	**Role**
World Vision	Training and extension
ICIPE	Push- pull technology
CARE International	Small loans and Table banking
Red Cross	Water ,nutrition, vegetables, poultry
Techno serve	Local/commercial Poultry production
GIZ/PSDA	Promotion of environmental conservation
USAID (APHIA PLUS)	Training on community nutrition
Plan International	Capacity building of farmers
Western Kenya Community Driven and Food mitigation project	Poverty alleviation and wealth creation through provision of funds in form of soft loans & creation of revolving funds

c) **Water, Irrigation and Environment:** The major stakeholders in this sector are shown in the table below:

Role of Stakeholders in Water, Irrigation and Environment

Stakeholders	**Role**
Water Resources Management Authority	
Ministry of agriculture	Capacity building on appropriate agricultural pactices
KFS	Capacity building on type of trees and planting spacing, and sourcing of seeds
NEMA	Capacity building on protection of environment and enforcement of Law.
Provincial administration	Mobilization and enforcement of Law.
Meteorology	
All government Departments whose activities are sensitive to weather and climate.	First track climate and weather information into their plans and activities
All NGO'S CBO'S With Climate and weather programs.	First track climate and weather information into their

	plans and activities
All users of climate and weather information.	First track climate and weather information in plans and activities
Traditional Rain forecasters	In-cooperated into identification of important and enhancement of weather dissemination

COUNTY ASSEMBLIES FORUM (CAF)
P. O. Box 73552 - 00200,
NAIROBI, KENYA

d) **Lands, Physical Planning, Survey & Housing**: The major stakeholders in this sector are shown in the table below:

Roles of Stakeholders in Lands, Housing and Physical Planning

Stakeholders	Role
UN Habitat	Promote environmental sustainability and reduce poverty through improved settlement planning, management and governance of the riparian countries of Lake Victoria
SIDA	Upgrading of housing facilities in slums and squatter settlements
World Bank	Capacity building
Kenya Institute of Planners	Regulatory body for physical planning
Institution of Survey of Kenya	Promotion of governance on land profession
Swedish Mapping ,cadastral and Land Registration Authority	Land reforms
Regional Centre for Mapping and Regional Development	Provision of consultancy services of equipments and digital data.
Kenya Municipality Programme	Capacity building
Community	Key implementers of sectoral projects

e) **Education, Youth, Gender, Children, Sports and Culture**: Major stakeholders in this sector include: Ministry of Education, National Youth Forum, Constituency Development Fund, National Funds for People Living with Disabilities (NFPLWD), Plan International, Child Fund, UNICEF, UNESCO World Bank, National Gender and Equality Commission, National Youth Council, Athletics Kenya, National Fund for the Disabled to replace National Funds for People Living with Disabilities, Department of Culture, Children Services, Ministry of Devolution and Planning (Uwezo Fund), Disability Council, Help Age Kenya, Faith Based Organizations.

Roles of Stakeholders in Education, Youth, Culture and Sports

Stakeholder	Role
Community	Provision of resources: land, capital and labour Programme beneficiaries at as M&E agents
County government of Siaya	Provision of technical human capacity and financial support. Establishment of legal and policy framework for service delivery M&E of sector development programmes
NGOs, CBOs, FBOs, CSOs	Provision of human technical and financial support in implementation of sector policies projects and programmes
National government	Formulation of national policies that govern the sector. Provision of Security M& E of sector programmes Technical support for County government

f) **Roads and Public Works:**The major stakeholders in this sector include the Constituency Development Fund, Kenya Roads Board, KERRA, KURA, KENHA, Ministry of Roads and Infrastructure, KABCSEC, AAK and IQSK.

COUNTY ASSEMBLIES FORUM (CAF)
P. O. Box 73552 - 00200,
NAIROBI, KENYA

Role of Stakeholders in Roads and Infrastructure

Stakeholder	Role
KeRRA	To construct and maintain rural roads
KeNHA	To construct and maintain national trunk roads
KuRA	To construct and maintain urban roads
County Government	To construct and maintain County roads
Kenya Wildlife Service	To construct and maintain roads within game parks and reserves
African Development Bank	Major financier for road construction
World Bank	Major financier for road construction
IEK, ERB, NCA, KABCSEC, AAK and IQSK	Professional regulatory bodies in the sector

g) **Finance, Planning and Vision 2013:** The major stakeholders in this sector are indicated in the table below:

Stakeholders	Role
Office of controller of budget	To approve withdrawal from exchequer To oversee implementation of the budget
The public	To participate in the budget preparation To oversee the implementation of the budget
Suppliers/creditors	Interested in the debt repayment plans in the budget
Debtor	Interested in financial bills and related financial legislation
National government	Linkage of County government policies to national government policies Capacity building, intergovernmental relations act
Kenya National Bureau of Statistics	To provide policy guidelines on data collection, compilation, disseminations and maintenance of the national statistical system
NCPD	Provides policies on population and development
UNFPA	Provides technical expertise and setting of international standards on population
UNDP	Provides technical and financial support on socio-economic development
UNICEF	Provides technical and financial support on the social intelligence reporting (SIR) and electronic project management information system (E-promis)
IFAD	Provides technical and financial support in various sectors
AfDB	Community empowerment and institutional support Programme (CEISP)
UNPF	Promote and appreciate involvement in development activities
CRA	Determine the proportion of revenue to be shared between the National and County governments
SRC	Review and determine salaries and remuneration to be paid out to state officers and other public officers
KRA	Collect taxes

KENAO	To determine if proper books of accounts are being kept and reflect the true picture of finances in the county

COUNTY ASSEMBLIES FORUM (CAF)
P. O. Box 73552 - 00200,
NAIROBI, KENYA

h) **Trade, Industry, Cooperatives &Labour**: The major stakeholders in this sector are shown in the table below.

Stakeholders	**Role**
Ministry of EAC Affairs, Commerce and Tourism	Technical Support
Ministry of Roads and Infrastructure	Technical Support, formulating national policies on transport. construction of national trunk roads
Saccos	Technical Support
Ministry of Industry and Entreprise Development	Technical Support. Formulating national policies on trade and enterprise development.
Donors	Financial and Technical Support
Parastatals(EPC, KENINVEST, KIRDI, KEBS, MSEA, KIPI, Consumer Protection Board and Anti-Counterfeit Agency)	Technical Support
Saccos	Technical Support
Universities(JKUAT, Kenyatta , Nairobi, Strathmore)	Technical Support
Siaya County Government	Undertaking implementation of programmes/policies/projects in the sector

i) Stakeholders in Water, Irrigation and Environment and their roles

Stake holder	**Role**
Water Resources Management Authority	
Ministry of agriculture	Capacity building on appropriate agricultural practices
KFS	Capacity building on type of trees and planting spacing, and sourcing of seeds
NEMA	Capacity building on protection of environment and enforcement of Law.
Provincial administration	Mobilization and enforcement of Law.
Meteorology	
All government Departments whose activities are sensitive to weather and climate.	First track climate and weather information into their plans and activities
All NGO'S CBO'S With Climate and weather programs.	First track climate and weather information into their plans and activities
All users of climate and weather information.	First track climate and weather information into their plans and activities
Traditional Rain forecasters	In-cooperated into identification of impacts and enhancement of weather dissemination

j) Stakeholders in Public Administration and Governance and their roles

Stakeholder	Role
Kenya Police Service	Maintaining Law and Order
Kenya Wildlife Service	To secure Wildlife resource
Ministry of Interior and Coordination of National Government	To provide back stopping on National Government Issues
The Judiciary	Agent of dispute resolution
The general Public	Consumers of government goods and services.

COUNTY ASSEMBLIES FORUM (CAF)
P. O. Box 73552 - 00200,
NAIROBI, KENYA

k) Stakeholders in Finance, Planning and Vision 2030

Stakeholder	Role
Office of controller of budget	-To approve withdrawal from exchequer -To oversee implementation of the budget
The public	-to participate in the budget preparation -to oversee the implementation of the budget
Suppliers/creditors	-interested in the debt repayment plans in the budget
Debtor	Interested in financial bills and related financial legislation
National government	Linkage of County government policies to national government policies Capacity building, intergovernmental relations act
Kenya National Bureau of Statistics	To provide policy guidelines on data collection, compilation, disseminations and maintenance of the national statistical system
NCPD	Provides policies on population and development
UNFPA	Provides technical expertise and setting of international standards on population
UNDP	Provides technical and financial support on socio-economic development
UNICEF	Provides technical and financial support on the social intelligence reporting (SIR) and electronic project management information system (E-promis)
IFAD	Provides technical and financial support in various sectors
AfDB	Community empowerment and institutional support Programme (CEISP)
UNPF	Promote and appreciate involvement in development activities
CRA	Determine the proportion of revenue to be shared between national and County Government
SRC	Review Inquire into and determine the salaries and remuneration to be paid out to State officers and other public officers
KRA	Collect taxes
KENAO	To determine if proper books of accounts are being kept and reflect the true picture

CHAPTER SIX

RESOURCE MOBILIZATION FRAMEWORK

COUNTY ASSEMBLIES FORUM (CAF)
P. O. Box 73552 - 00200,
NAIROBI, KENYA

6.0 Introduction

This chapter contains budget projections required for effective management of the County Government. It also indicates the resources that are available for capital/development projects – the PFMA Act 2012 requires that at least 30% of the total County budget be set aside for development projects. The chapter outlines strategies for raising revenue and their projections during the plan period. In addition, strategies for asset management, financial management and capital financing are also covered. Other strategies covered in this chapter are those of ways to expand revenue generation through an increased revenue base and resource sharing with Central Government as well as strategies on how to attract external funding.

6.1 legal framework for resource mobilization

Several legislations have been passed to operationalize devolution as provided for in the Constitution of Kenya 2010. They include: The Urban Areas and Cities Act 2011; The County Government Act, 2012; The transition to Devolved Government Act 2012; The Inter-government Relations Act, 2012; The Public finance management Act, 2012; The County Government Public Finance Transition Act, 2013. The constitution and many of these laws require "Integrated Development Planning" as the process of enhancing efficiency and effectiveness of budgeting, funding and the mechanisms for executing the county mandate as provided for in the same Construction.

Release of funds from the national government will depend on whether a county has developed an integrated development plan. Integrated development planning is defined as a process through which efforts at national and devolved levels of government and other relevant public institutions are coordinated at local level, and through which economic, social, environmental, legal and spatial aspects of development are brought together to produce a plan that meets the need and targets set for the benefit of Siaya citizens.

The County Government Act 2012, Part XI, obligates the county government to ensure harmony of the integrated development plan with the national plans, and other sub-county plans such as sectoral plan, spatial plans and urban areas and city plans which are located in the county. In accordance with article 106, the plan will thereby provide mechanism for linking the county and national planning processes with the MTEF budgetary system.

The budget process for county governments consists of an integrated development planning process, which include both long term and medium term planning. The integrated plan establishes financial and economic priorities for the county over the medium term and makes an overall estimation of the county government's revenues and expenditures.

COUNTY ASSEMBLIES FORUM (CAF)
P. O. Box 73552 - 00200,
NAIROBI, KENYA

6.2 Human Resource.

Labour is one of the five most important factors of production. A skilled human resource is therefore a crucial requirement for socio-economic development of any county. Siaya County is endowed with rich human resource base owing to its highly educated population. Socio-economic progress of Siaya County will rely on how best it will exploit its human resource potential.

With the establishment of the Siaya county government, all the staff from the former local authorities and the devolved departments of the national government were absorbed. This labour mix brings into the county a set of unique skills and divers experiences that will be harnessed for the socio-economic progress of the county.

In order to guarantee continuous performance improvement, the county government of Siaya and the National Governments have made elaborate plans and mechanisms for periodic training of staff for purposes of increasing the quality of public service delivery.

Bursary schemes which are aimed to help orphans and needy children access quality education, have also been put in place as part of the strategies to support the development of human capital in the county and in effect feed into the future labour force.

6.3: Natural resources,

Siaya County is endowed with a wealth of natural resources such as lakes, rivers, game reserves and various mineral resources which when harnessed would significantly improve the livelihood of the people of Siaya County. These include lakes Victoria, Kanyaboli and Sare; Rivers Nzoia and Yala; hills Ramogi, Rambugu and Naya. Along river yala is the Yala Swamp and Lake Kanyaboli Game Reserve.

Substantial investment of financial resources is required in order to derive benefits from the rich natural resources enjoyed by the county. These capital investments will be made possible by collaboration between the county government and development partners preferably through Public Private Partnership agreements.

Donors will be encouraged to put up modern Hotels and Resorts along Lake Victoria to attract tourists and utilise it to increase the revenue base. Lake Victoria will be conserved to stop the water hyacinth menace affecting beaches like Kopiata, Gudwa, Kogowe and others. In addition to this, fishermen would also be cautioned against the use chemicals and poison as methods of fishing, and use of banned trawlers. The county will improve beaches and invest in water sports, yachting, and boat rowing competition to attract tourists and raise more revenue. Yala swamp would be utilised for irrigation to boost food production in the county. The Lake Kanyaboli Game Reserve is a home to the endangered antelope species known as “Sitatunga” which needs intensive marketing as a tourist attraction. US president Barrack Obama’s ancestral home at Alego Kogello will work as a catapult in the promotion tourism in the County.

6.4 Financial Resources - Strategies for Raising Revenue.

COUNTY ASSEMBLIES FORUM (CAF)
P. O. Box 73552 - 00200,
NAIROBI, KENYA

Faced with the ever rising demand for service delivery to her citizens, the Government of Kenya is increasingly constrained in mobilizing the required financial and technical resources. Growing urban population, increasing rural–urban migration, and all-round demand for social and economic development have compounded the pressure on the existing infrastructure: this has also increased the demand–supply gap. There has been an attempt to bridge this gap through donor assistance: which many a times has not been forthcoming. This plan proposes to raise funds for the implementation of the proposed projects and programmes through the following outlined strategies

a) ***National Treasury:*** According to Article 226 of the Constitution, it is the duty of the National Treasury to mobilize domestic and external resources for financing National and County Governments.

At least 15% of revenues collected nationally must be distributed to all the 47 counties of the Republic. Based on the Commission on Revenue Allocation, Siaya County government will receive 3.9 billion Kenyan shillings and combine this with a projected revenue collection of 153 million Kenyan shillings; this will make a total budget revenue of 4.1 billion for the financial year 2013/2014. These revenues are expected to grow to approximately 5.8 billion Kenyan shillings and 280 million Kenya shillings in the course of the plan period, from the national and the county revenue baskets respectively for the financial year 2017/2018.

The allocations by the Commission on Revenue Allocation are determined based on the county population (45%), poverty index (20%), land area (8%), basic equal share (25%) and fiscal responsibility (2%). Future allocations in relation to fiscal responsibility (2%) will depend on prudent public resource management by the county government as stipulated in the PFM Act 2012.

b) ***Loans and grants***

This is another important source of funding especially for capital investments and long term projects and programmes. Section 212 of the constitution provides that county governments may raise revenue through borrowing guaranteed by the national government and approved by the county assembly.

The County Treasury is in charge of mobilizing resources for funding the budgetary requirements of the county government and putting in place mechanisms to raise revenue and resources.

Projects and programmes contained in this plan will also be financed through grants from various development partners. The PFM Act 2012, provides guidelines for the administration, control and management of grants, including procedures to ensure that the grants are utilised on the basis of the County Integrated Development Plan.

c) ***Licenses and Fees:***

This is the most important source of internally generated revenue in the County, a large proportion of this will come from licences and other fee charges. In addition, counties are by law required to explore other sources of revenue such as levying appropriate and legitimate taxes namely: Business Licenses; Land Rates; Entertainment Fees; Market levies on goods and services payable to the County Government among others.

COUNTY ASSEMBLIES FORUM (CAF)
P. O. Box 73552 - 00200,
NAIROBI, KENYA

Elaborate strategies have also been laid to facilitate a shift from manual based to electronic based revenue collection system. This is aimed at achieving amongst other things: streamlining the revenue collection system to enhance efficiency in revenue management; sealing all leakages; increasing revenue collection base and reducing cost of revenue collection. Appropriate legislation and proper structures will be put in place to secure this much needed funding for development. Details of all financial rates applicable to all forms of taxes, fees and levies are outlined in the Siaya county finance bill 2013/2014.

d) ***Public Private Partnerships :****(PPPs)*

A public–private partnership is a government service or private business venture which is funded and operated through a partnership of government and one or more private sector companies. Under this arrangement, the county government in collaboration with the private sector or business community will jointly participate in the implementation of major development projects including but not limited to major construction works, roads, sewerage systems, hospitals and schools. The rules relating to PPPs are anchored in the PPPs Act no, 15 of 2013 Kenya gazette supplement.

Some of the merits of using PPP as a development strategy include: Fast, efficient and cost effective implementation of projects; Better project design, implementation and Spread of risks in major projects

Developed and developing countries have over the years been using PPPs arrangements to improve on their service delivery. Expansion of infrastructure through PPPs is therefore becoming the preferred method for public procurement of infrastructural services throughout the world. Some of the demerits of undertaking PPP include: Private partners might retain a rate of return higher than the government bond rate; In most cases schemes proposed might be inferior to the standard model of public procurement based on competitively tendered construction of publicly owned assets and they normally carry some contractual complexity and rigidities

In Kenya, there has been considerable progress in the last 5 years in attracting private investment into the country. There is, however, a potential for Public Private Partnerships (PPPs) to contribute more and help bridge the development gaps at the county level.

Siaya County will strive to use the developed framework, host forums and conferences to woo investors. The county will further be compelled to explore new and innovative financing methods in which private sector investment can be attracted through a mutually agreed arrangement. Since neither the public sector nor the private sector can meet the financial

requirements in isolation, PPPs model presents a logical, viable and necessary option for them to work together.

COUNTY ASSEMBLIES FORUM (CAF)
P. O. Box 73552 - 00200,
NAIROBI, KENYA

6.4 Assets and Financial Management

The national government through National Treasury shall design and prescribe an efficient financial management system for the national and county governments. These will ensure transparency in financial management and standard financial reporting as contemplated by Article 226 of the Constitution, the Public Finance Management Act of 2012 and other Financial Regulations. The County Treasury, subject to the Constitution, will

a) Monitor, evaluate and oversee the management of public finances and economic affairs of the county government including developing and oversee implementation of financial and economic policies in the county,
b) Prepare the annual budget and coordinate the preparation of estimates of revenue and expenditure of the county government; mobilize resources for funding the budgetary requirements and put in place mechanisms for raising revenue and other relevant resources.

The County Treasury will also ensure compliance with accounting standards prescribed and published by the Accounting Standards Board from time to time.

6.6 Resource Projections

The County Government of Siaya has already made its budget contained in the 2013/2014 financial year actual allocations as shown below. In anticipation of the same and based on the County's projections, trends of the income and expenditures for the years 2014/2015 to 2017/2018 are also presented in the same table. These revenues are projected to increase based on the identified sources and the existing expenditure outlines as well as the expected business activities, growth in the county due to the investment of the county Government in the utilities as well as the conducive business environment. Budget deficits are also expected to arise as a result of revenues increasing at a rate less that the expenditures – a situation which reaffirms the need for prudent management of funds and the goodwill and support from the development partners and the donor community.

Table 19 : Siaya County Government Budget Estimates for Financial Year 2013/208

Budget Projection					
ESTIMATED INCOMES:	**2013/2014**	**2014/2015**	**2015/2016**	**2016/2017**	**2017/2018**
	KSH	**KSH**	**KSH**	**KSH**	**KSH**
RECEIPTS FROM NATIONAL GOVERNMENT	3,972,000,000	4,369,200,000	4,806,120,000	5,286,732,000	5,815,405,200
COUNTY EXECUTIVE	0	0	0	0	0
COUNTY ASSEMBLY	0	0	0	0	0

FINANCE, ECONOMIC PLANNING AND VISION 2030	153,100,439	168,410,483	185,251,531	[illegible]	[illegible]
PUBLIC ADMINISTRATION AND GOVERNANCE		3,000,000	3,300,000	3,630,000	3,993,000
AGRICULTURE, LIVESTOCK AND FISHERIES		8,000,000	8,800,000	9,680,000	10,648,000
ENVIRONMENT AND NATURAL RESOURCES		0	0	0	0
EDUCATION, YOUTH AFFAIRS AND SOCIAL DEVELOPMENT		0	0	0	0
COUNTY HEALTH SERVICES		29,600,000	32,560,000	35,816,000	39,397,600
PHYSICAL PLANNING AND DEVELOPMENT		1,000,000	1,100,000	1,210,000	1,331,000
PUBLIC WORKS ROADS & SERVICES		432,000	475,200	522,720	574,992
TRANSPORT		0	0	0	0
TOURISM,INFORMATION& WILDLIFE		0	0	0	0
TRADE DEVELOPMENT & REGULATION		0	0	0	0
TOTAL REVENUE(Ksh.)	**4,125,100,439**	**4,579,642,483**	**5,037,606,731**	**5,541,367,404**	**6,095,504,145**
RECURRENT EXPENDITURE:					
COUNTY EXECUTIVE	1,630,931,404	1,794,024,544	1,973,426,999	2,170,769,699	2,387,846,669
COUNTY ASSEMBLY	616,608,056	678,268,862	746,095,748	820,705,323	902,775,855
FINANCE, ECONOMIC PLANNING AND VISION 2030	165,847,603	182,432,363	200,675,600	220,743,160	242,817,476
PUBLIC ADMINISTRATION AND GOVERNANCE	-	3,000,000	3,300,000	3,630,000	3,993,000
AGRICULTURE, LIVESTOCK AND FISHERIES	59,769,785	65,746,764	72,321,440	79,553,584	87,508,942
ENVIRONMENT AND NATURAL RESOURCES	5,664,905	6,231,396	6,854,535	7,539,989	8,293,987
EDUCATION, YOUTH AFFAIRS AND SOCIAL DEVELOPMENT	28,377,414	31,215,155	34,336,671	37,770,338	41,547,372
COUNTY HEALTH SERVICES	246,852,796	271,538,076	298,691,883	328,561,071	361,417,179
PHYSICAL PLANNING AND DEVELOPMENT	28,683,487	31,551,836	34,707,019	38,177,721	41,995,493
PUBLIC WORKS ROADS & SERVICES	62,585,480	68,844,028	75,728,431	83,301,274	91,631,401
TRANSPORT	73,853,500	81,238,850	89,362,735	98,299,009	108,128,909
TOURISM,INFORMATION& WILDLIFE	3,213,404	3,534,744	3,888,219	4,277,041	4,704,745
TRADE DEVELOPMENT & REGULATION	9,083,911	9,992,302	10,991,532	12,090,686	13,299,754
TOTAL RECURRENT EXPENDITURE(Ksh.)	**4,125,100,439**	**4,537,610,483**	**4,991,371,531**	**5,490,508,684**	**6,039,559,553**

COUNTY ASSEMBLIES FORUM (CAF)
P.O. Box 73552 - 00200,
NAIROBI, KENYA

DEVELOPMENT EXPENDITURE					
COUNTY EXECUTIVE	129,718,828	142,690,710.80	156,959,781.88	172,[illegible]	[illegible]
COUNTY ASSEMBLY	48,000,000	52,800,000.00	58,080,000.00	63,888,000.00	70,276,800.00
FINANCE, ECONOMIC PLANNING AND VISION 2030	0	-	-	-	-
PUBLIC ADMINISTRATION AND GOVERNANCE	0	-	-	-	-
AGRICULTURE, LIVESTOCK AND FISHERIES	116,100,000	127,710,000.00	140,481,000.00	154,529,100.00	169,982,010.00
ENVIRONMENT AND NATURAL RESOURCES	23,420,540	25,762,594.00	28,338,853.40	31,172,738.74	34,290,012.61
EDUCATION, YOUTH AFFAIRS AND SOCIAL DEVELOPMENT	267,050,000	293,755,000.00	323,130,500.00	355,443,550.00	390,987,905.00
COUNTY HEALTH SERVICES	158,350,000	174,185,000.00	191,603,500.00	210,763,850.00	231,840,235.00
PHYSICAL PLANNING AND DEVELOPMENT	29,800,000	32,780,000.00	36,058,000.00	39,663,800.00	43,630,180.00
PUBLIC WORKS ROADS & SERVICES	155,920,700	171,512,770.00	188,664,047.00	207,530,451.70	228,283,496.87
TRANSPORT	300,300,000	330,330,000.00	363,363,000.00	399,699,300.00	439,669,230.00
TOURISM,INFORMATION& WILDLIFE	0	-	-	-	-
TRADE DEVELOPMENT & REGULATION	90,550,000	99,605,000.00	109,565,500.00	120,522,050.00	132,574,255.00
TOTAL DEVELOPMENT EXPENDITURE(Ksh.)	**1,319,210,068**	**1,451,131,075**	**1,596,244,182**	**1,755,868,601**	**1,931,455,461**
SURPLUS/DEFICIT(Ksh.)	**-1,319,210,068**	**-1,409,099,075**	**-1,550,008,982**	**-1,705,009,881**	**-1,875,510,869**

COUNTY ASSEMBLIES FORUM (CAF)
P.O. Box 73552 - 00200
NAIROBI, KENYA

CHAPTER SEVEN

DEVELOPMENT PRIORITY PROGRAMMES AND PROJECTS

COUNTY ASSEMBLIES FORUM (CAF)
P. O. Box 73552 - 00200,
NAIROBI, KENYA

7.0 Introduction

This chapter presents the priority projects and programmes that have been identified for implementation so as to overcome the issues and challenges that were discussed in Chapter Two. The projects and programmes were identified through various consultative forums at the County level such as development committees as well as the County Medium Term Expenditure Framework and second Medium Term Plan consultations. The information is presented based on the County portfolios.

7.1 Roads and Infrastructure

7.1.1 Sector Vision and Mission

Vision: "To provide cost-effective, world-class infrastructure facilities and services in support of Vision 2030"

Mission: "To provide efficient, affordable and reliable infrastructure for sustainable economic growth and development through construction, modernization, rehabilitation and effective management and roads and all infrastructure facilities"

7.1.2 County Response to Sector Vision and Mission

The County proposes concerted effort from the private sector to ensure that all roads in the County are well maintained, and that all infrastructure facilities are effectively managed to open up the County to trade and investment and expansion of urban centres.

7.1.3 Sub Sector Priorities, Constrains and Strategies.

Table 20 : Subsector Priorities, Constraints and Strategies in Roads and Infrastructure

Sub sector	Priorities	Constrains	Strategies
Roads	Paved roads	Inadequate funds	Phased construction of 150 km pavement in five years' time within the County
	Gravel roads	Lack of funds Lack of machines	To increase gravelling of the access roads
	Earth roads	Lack of funds Lack of machines	To open up new earth roads
Electricity	Increased access to electrical power	Inadequate funds	Installation of Transformers in strategic places
			Connect major trading Centres, Health facilities, secondary schools with electricity.
Alternative sources of energy	Promote use of solar power	Inadequate funds	Install solar powered street lights in major trading centres
Rail transport	Rail line extension	Inadequate funds	Carry out a feasibility

			study

COUNTY ASSEMBLIES FORUM (CAF)
P. O. Box 73552 - 00200,
NAIROBI, KENYA

7.1.4 On-Going Projects/Projects

Table 21 : Ongoing Projects in Roads and Infrastructure

Project name	Objectives	Targets	Description of activities
Bondo-Misori road (Siaya County)	To increase accessibility and mobility within the County	Tarmac 54 km	Earth works Structure works Surface dressed
Siaya – Nyadorera (Siaya County)	To increase accessibility and mobility within the County	Tarmac 34 km	Earth works Structure works Surface dressed
Bondo- Siaya – Rangala (Siaya County)	To increase accessibility and mobility within the County	Tarmac 37 km	Earth works Structure works Surface dressed
REA project (Siaya County)	To have increased extension of connections within the County	50 in numbers	Power line construction Installation of transformers
Misori jetty (Siaya County)	To increase accessibility within the County	1 in number	Bolder packing Bolder compaction Surface gravelling

7.1.5 New Project Proposal

Table 22 : New Project Proposal in Roads and Infrastructure

Project name	Objectives	Targets	Description of activities	Priority ranking
Akala–Lwanda	To increase accessibility and mobility within the County	Tarmac 15.2 km	Earth works Structure works Surface dressed	1
Bondo –Uyawi-Liunda	To increase accessibility and mobility within the County	Tarmac 32 km	Earth works Structure works Surface dressed	4
Ugunja–Nyadorera	To increase accessibility and mobility within the County	Tarmac 40 km	Earth works Structure works Surface dressed	2
Kaelija – kalandin	To increase accessibility and mobility within the County	Tarmac 12 km	Earth works Structure works Surface dressed	5
DarajaImbo – Siaya-Uludhi – Madeya	To increase accessibility and mobility within the County	Tarmac 62 km	Earth works Structure works Surface dressed	3

7.1.7 Flagship Projects

Table 23 : Flagship Projects in Roads and Infrastructure

COUNTY ASSEMBLIES FORUM (CAF)
P. O. Box 73552 - 00200,
NAIROBI, KENYA

Project Name	Location	Objective	Targets	Description of activities
Akala -Luanda	Siaya County	To increase accessibility and mobility within the County	Tarmac 15.2 km	Earth works Structure works Surface dressed
DarajaImbo – Siaya-Uludhi – Madeya	Siaya County	To increase accessibility and mobility within the County	Tarmac 62 km	Earth works Structure works Surface dressed
Ugunja– Nyadorera	Siaya County	To increase accessibility and mobility within the County	Tarmac 40 km	Earth works Structure works Surface dressed

7.1.8 Strategies for Mainstreaming Cross Cutting Issues in Roads and Infrastructure Sector.

The major cross cutting issues are poverty, youth, gender and HIV/AIDS. Routine maintenance work under roads and public works are to be reserved for labour based contracts to provide employment and therefore improve household income of poor and vulnerable communities. Up to 30 per cent of labour based work is to be reserved for women. This is aimed at empowering women through provision of equal opportunities. It also ensures that gender mainstreaming is undertaken. Households headed by orphans and or caregiver are given first consideration as a mitigation effort aimed at empowering the HIV/AIDS infected and affected individuals. Environment sub-sector has put in place a sensitization program that is to ensure that all infrastructure development programs are in line with Environmental Management and Conservation Act. Bigger infrastructure works are required to undertake EIA with continuous environmental audit.

7.2 Lands, Physical Planning, Housing and Survey

7.2.1 Sector Vision and Mission

Vision: Excellence in land management for sustainable development

Mission: To achieve sustainable development through sound planning principles, efficient management of land resource, equitable access, secure tenure and improved access to affordable, adequate and quality housing to all the people of Siaya County.

7.2.2 County Response to Sector Vision and Mission

The County government will ensure efficient management of land resource and improved access to decent housing within the County.

7.2.3 Sub-sector Priorities, Constraints and Strategies

Table 24 : Sub Sector Priorities, Constraints and Strategies in Lands, Housing and Physical Planning

Subsector	Priorities	Constraints	Strategies
Housing	Increase number of civil	Inadequate funding,	Develop a housing scheme for civil

Subsector	Priorities	Constraints	Strategies
	servants owning houses.	Encroachment by private developers on government land for housing, Lack of ownership documents on land for housing	servants
	Encourage construction of housing units by the private sector	Inadequate public/private sectors investments in housing Limited range and utilization of low cost building materials and appropriate construction materials High interest rates for home development loans Retrogressive culture Shortage of land for housing development	Policy formulation to encourage investment in housing Set up ABT centres to facilitate dissemination of information of existing and new low cost construction materials and technologies
	Maintenance of Government Houses	Inadequate funding, Lack of updated records of tenants Inadequate technical staff(plumbers, carpenters, painters etc)	Outsourcing of maintenance services, Increased technical personnel and capacity building on modern approaches
Physical Planning	Establishment of a GIS based database system for planning and Capacity building on modern data management	Lack of GIS based data system Lack of GIS equipment Lack of Capacity on GIS	Procurement of GIS equipments Capacity building on GIS Data acquisition
	Develop County spatial plan	Lack of a National spatial plan Lack of spatial planning data Inadequate funding	Collect and analysis of spatial data Outsourcing of specialised planning services
	Integrated Development plans for the gazzeted towns Bondo Usenge	Lack of a County spatial plan for the County, to inform the preparation of the lower plans. Freehold land tenure that accounts for more that 90 percent of the land in Siaya County (unfavourable land tenure system)	Collection of data Outsourcing of planning services,
	Development Control and enforcement	Outdated physical plans Weak implementation mechanism, shortage of technical personnel	Policy Formulation and legal framework Preparation of

COUNTY ASSEMBLIES FORUM (CAF)
P. O. Box 73552 - 00200,
NAIROBI, KENYA

Subsector	Priorities	Constraints	Strategies
		and inadequate funding/facilities	Physical Development Plans for prioritised market centers: Akala, Ndori, LuandaKotieno, Yala, Ukwala Preparation of Action plans for environment, Beaches and Market stalls
.Land Adjudication	Facilitate Acquisition of Title Deeds.	Lack of equipment Lack of community awareness Low stakeholder participation	Demarcation and Survey of community land at Nyadorera 'C' Aduwa Hill, Akara Hill, Usenge Hill, Got Abiero Hill, and Odiado Hill, Yala Swamp, Mageta Isand, Ndenda Island, Oyamo Island and Group ranches
Land	Facilitate acquisition of title deeds	Lack of staff, Shortage of funds Non-collection of title deeds	Domestication of land policy public sensitization Streamlining of land records Modernization of land registries
	Establish county public land inventory	Lack of proper records Multiple allocations Multiple public land agencies Lack of policies and non enforcement of existing legislation Lack of documentation of public land	Audit of public land in the County

COUNTY ASSEMBLIES FORUM (CAF)
P. O. Box 73552 - 00200,
NAIROBI, KENYA

Subsector	Priorities	Constraints	Strategies
		Scattered public land	
	Enhancing revenue collection	Shortage of staff, equipment	Reviewing valuation rolls for Siaya town and preparation of valuation rolls for other urban centres Modernise revenue collection
	Conflict resolution	Shortage of staff Outdated record keeping methods Lack of maintenance of boundary features	Alternative dispute resolution mecahnisms Institute effective land management methods
	Safeguard public land	Resource constraints (Motor vehicles, funding, staff, and modern survey equipment)	Survey of unalienated public land
	Prepare boundry map for the Finalization of administrative boundaries within the county	Lack enabling legislation Non availability of funds	Enacting enabling legislation Prepare boundary schedule and maps Publication and Gazzettment
	Improve survey data management systems	Inadequate funds Inadequate skilled manpower	Computerization of survey records

COUNTY ASSEMBLIES FORUM (CAF)
P. O. Box 73552 - 00200,
NAIROBI, KENYA

7.2.4 On Going Project

Project Name	Objectives	Targets	Description of Activities
Physical Planning			
Preparation of Siaya Town Integrated Development Plan	To ensure orderly development in Siaya Town	Siaya Town	Data Collection Stakeholders Meeting Data Analysis

7.2.5 New Project Proposals

Table 25 : New Project Proposals in Lands, Housing and Physical Planning

	Project name	Objective	Targets	Descriptions of activities	Priority ranking
Physical Planning	Establishment of County GIS Laboratory complete	To modernize land information	1 hub	Purchase of GIS equipments, recruitment of	1

	with ICT equipments and soft wares	management systems		technical personnel	
	Preparation of County spatial plan	To ensure orderly development	1 plan	Base map preparation, stakeholder meetings and plan preparation	2
	Preparation of Integrated Development Plans	To prepare Integrated Development Plans for the two gazetted towns	2 towns	Base map preparation, stakeholder meetings and plan preparation	3
Housing	Construction of civil servants housing units	To access affordable housing	140 housing units, distributed in all sub-counties	Acquisition of ownership documents, planning and designing, procurement of construction services.	1
	Development of ABT centres	To access affordable housing	4 sub-counties – Ugunja, Gem, Rarieda, Ugenya	Building and equipping ABT centres, purchase of hydra form machines and sensitization of local communities on appropriate building materials and technologies	2
Land adjudication	Adjudication programme	To ensure rights of tenure on agricultural land in the County	Nyadorera 'C' Aduwa Hill, Akara Hill, Usenge Hill, Got Abiero Hill, and Odiado Hill, Yala Swamp, Mageta Isand, Ndenda Island, Oyamo Island and Group ranches	Demarcation and survey	1
Survey	Finalization of	To enable the	Entire	Legislation,	1

COUNTY ASSEMBLIES FORUM (CAF)
P. O. Box 73552 - 00200,
NAIROBI, KENYA

	administrative boundaries in the County	county define administrative boundaries and other units of devolved entities	County	Stakeholders meeting,S[illegible] mapping	
Lands	Preparation of Valuation rolls for urban centres	To improve revenue collection	Entire county	Revision of valuation rolls for Siaya town and preparation of valuation rolls for other urban centres Modernization of revenue collection	1

COUNTY ASSEMBLIES FORUM (CAF)
P. O. Box 73552 - 00200,
NAIROBI, KENYA

7.2.6 Flagship Projects

Table 26 : Flagship Projects in Lands, Housing and Physical Planning

Project name	Location	Objective	Targets	Descriptions of activities
Preparation of Siaya County spatial plan	Siaya County	To provide a framework for guiding development in Siaya County	1 county spatial plan	• Establishment of a County GIS laboratory complete with ICT equipment and software for data collection, updates and analysis of data for Siaya County spatial plan
Preparation of Integrated Development Plans for Bondo and Usenge	Bondo Town Usenge Town	To provide a framework for guiding development in the gazetted towns	2 plans	• Launching of the plan • Hold consultative meetings • Collection of data • Stakeholder Analysis and meetings • Outsourcing of planning services
Audit of Public land	Siaya county	To establish public and set aside for use and to recover irregularly/illegally acquired public land	100% of existing public land	• Mapping all public land in the County • Audit of all public land • Fencing to secure public land • Documentation of public land • Formulate a policy and legislation to safeguard public land
Construction of Housing units for civil public servants	Alego, Ugunja, Gem, Rarieda, Bondo,	Increasing housing units for civil servants	140 units	• Construction of Housing units through government funding, Planning and Surveying

	Ugenya			
Finalization of administrative boundaries in the County	Siaya County New towns	To enable the county define administrative boundaries and other units of devolved entities	Administrative boundaries Towns determined by the assembly	• Legislation • Stakeholders meetings • Survey and mapping • Gazzettment

COUNTY ASSEMBLIES FORUM (CAF)
P. O. Box 73552 - 00200,
NAIROBI, KENYA

7.2.7 Strategies for Mainstreaming Cross Cutting Issues in Lands, Physical Planning, housing and Survey Sector

The major cross cutting issues are poverty, youth, gender and HIV/AIDS. Timely provision of land titles will be ensured to provide collateral for the poor to access credit facilities. The sector will prepare a spartial plan for purposes of harmonizing development and reducing overlaps in the county. Up to 30 per cent of labour based work is to be reserved for youth and women with an aim of empowering them through affirmative action. Mainstreaming of HIV/AIDS activities will also be done in the implementation all the sector projects and programmes. Spatial planning will ensure that all the water towers and wetlands within the county are identified and given adequate protection to guarantee sustainability while also ensuring that all constructed buildings and structures are friendly to people living with disability.

7.3 Education, Youth, Culture and Sports

7.3.1 Sector Vision and Mission

Vision: A globally competitive education training, research and innovation which preserves the rich culture of the people of Siaya and nurtures talents for socio-economic development.

Mission: To provide, promote and coordinate quality education and training, integration of science technology and innovation in sustainable socio-economic development process, with focus on youth empowerment, preservation of African culture and nuture of talents and sports for a globally competitive and prosperous Kenya.

7.3.2 County Response to Sector Vision and Mission

The County has is planning to put in place various programmes that will ensure better quality Early Childhood Education through provision of basic education infrastructure, recruitment of more ECD teachers. The planned establishment of sports development fund will help in nurturing young talents thereby offering economic empowerment to the youth.

7.3.3 Sub Sector Priorities, Constraints and Strategies

Table 27 : Priorities, Constraints and Strategies in Education, Youth, Culture and Sports

Sub-sector	Priorities	Constraints	Strategies
Youth training	Improve technical and vocational training	Insufficient financial allocation	Recruitment of more instructors Construction and equipping of standard workshops

Education	Improve the enrolment and quality of ECD education	Insufficient financial allocation	Recruitment of more ECD teachers Establishment of more ECD Centres Establish ECD feeding programme
	Increase access, retention and transition in primary school	Limited funding Poor infrastructure Low teacher pupil ratio	Free Primary Education Infrastructure development School Meal Programme Recruitment of more teachers
	Increase access, retention and transition	Poor infrastructure Low teacher pupil ratio	Subsidized Secondary school education Infrastructure development Recruitment of more teachers Provision of bursaries' for orphans and the needy pupils.
	Increase access retention and completion	Few higher learning institutions Limited funding Unavailability of land for expansion of existing institutions	Construct more higher and middle level colleges Increase funding for higher education Establish bursaries scholarships and loan schemes for bright students
Gender and Social services	Increase socio-economic empowerment for vulnerable groups	Insufficient financial allocation. High dependency syndrome	Capacity builds groups on organizational development. Community mobilization Mainstreaming disability in all government projects and programmes Establish community initiative grant Gender mainstreaming in participation, power and resource distribution.
Children	Strengthen child protection systems	Lack of funds	Establish one statutory institution Enhance institutional care services for children Coordinate care and protection of children Establish a rescue centre for children

COUNTY ASSEMBLIES FORUM (CAF)
P. O. Box 73552 - 00200,
NAIROBI KENYA

Sports	Sport talent development	Insufficient financial allocation	Establish youth sports centres Establish a sports lottery fund Initiate paraplegic sports in the county
Culture	Promotion of progressive culture and preservation of national heritage	Inadequate financial allocation	Establish functional cultural centres countywide Establish a County performing arts development fund
Youth development	Youth Empowerment	Inadequate financial allocations	Construction and equipping youth empowerment centres Establish a county revolving fund for youth entrepreneurs Train youth out of school on ICT and entrepreneurial skills

COUNTY ASSEMBLIES FORUM (CAF)
P. O. Box 73552 - 00200,
NAIROBI, KENYA

7.3.4 On- going Projects/Programmes

Table 28 : Ongoing Projects/Programmes in Education, Youth, Culture and Sports

Project Name	Objectives	Target	Description of Activities
Youth Training			
Subsidized youth polytechnic tuition(SYPT) scheme	To provide access to quality training for trainees enrolled in public youth polytechnics	Trainees enrolled in public youth polytechnics	Each trainee receives kshs 15,000/= per year up to a maximum of four years
Rehabilitation/development of sports facilities in the County	To provide a recreational facilities	Upgrade	Upgrading of Siaya Stadium dias Fencing and other repairs Upgrading of other sports facilities
Youth enterprise fund	To empower the youth by providing them with capital for income generating activities	Youth groups and individuals	Groups are given a minimum starting capital of kshs 50,000/= while individuals can get a minimum of kshs 100,000/=
Grants to community initiative groups	To provide financial support to vulnerable common interest groups (CIG).	Registered community groups	Registering and vetting group applications
Registration of community	To provide legal framework for group	Common interest groups	Standardization of vetting

initiative groups/projects	operations	(CIG).	group application forms
Older persons cash transfer(OPCT)	To enhance capacity of vulnerable people to meet basic needs	Vulnerable old persons (1501)	Identify, validate and recruit beneficiaries
People with severe disability cash transfer(PWSD-CT)	To enhance capacity of vulnerable people to meet basic needs	People with severe disability(350)	Identify, validate and recruit beneficiaries
Women enterprise fund	To provide financial alternative to women entrepreneurs	Women entrepreneurs	Identify, train and fund
Orphans and Vulnerable Children Cash transfer	To empower communities to take care of orphans and vulnerable children	Vulnerable house holds	Identification and recruitment
Education: Primary, Secondary, Tertiary			
Free Primary Education in the whole county	Increase access to education	All school age going children i.e. 6 – 13 years	Disbursement of F.P.E. funds Buying of instructional materials Monitoring of F.P.E. implementation
Orphans and Vulnerable children(OVC) support	Increase retention in secondary schools	Bright students from poor families in boarding secondary school.	Identification of the beneficiaries and disbursement of the funds
Infrastructure development	Improvement of physical facilities Improve quality of education	Schools with inadequate facilities Centres of excellence.	Disbursement of funds Construction Monitoring
Provision of laboratory equipment funds	Improved performance in Science subjects in secondary schools	Schools with inadequate laboratory facilities/ equipment	Identification by D.E.O. Disbursement Monitoring
Secondary/primary Schools' infrastructure development program County wide	To Enhance access, retention and transition	All sub counties	Construct and equip the public primary and secondary schools in the sub counties
Primary School feeding program county wide	To Enhance retention	All primary schools in the marginal areas of the county	Construction of Kitchens Develop food supply chain

COUNTY ASSEMBLIES FORUM (CAF)
P. O. Box 73552 - 00200,
NAIROBI, KENYA

Bursary scheme Program county wide	To Promote access, retention, and transition	Bright and needy students	Preparation of relevant data Disbursement of funds
Capacity building programs for schools mgt for BOGs and SMCs county wide	To Improve management skills of school committees and boards	All Primary/secondary school head teachers, School Management Committees members and BOGs at sub county levels	Develop a training curriculum Mobilize boards and committees
Sanitary towel program county wide	To enhance access, retention and completion	Girl children in primary and secondary schools.	Identification and distribution of the sanitary towels
Middle level colleges programme County wide	To absorb students who do not proceed to universities To promote the county's human resource development	All sub counties	Construction of middle level colleges Equipping and admission of qualified students
Information, communication and technology(ICT) programme County wide	To improve access and quality of education	All primary and secondary schools in the county	Training, supply and instalation of ICT equipments

COUNTY ASSEMBLIES FORUM (CAF)
P. O. Box 73552 - 00200,
NAIROBI, KENYA

7.3.5 New Project proposals

Table 29 : New Project Proposals in Education, Youth, Culture and Sports

Project Name	Priority Ranking	Objectives	Targets	Description of activities
Construction and equipping of youth polytechnics countywide	1	To provide a conducive learning environment to the youth polytechnic trainees	One youth polytechnic in each ward	Preparation of Bqs, advertisement of tenders, award of tenders, monitoring and evaluation
Recruitment of ECD teachers	2	To increase access retention and transitions in ECD education. To improve quality of learning	1400 teachers (Two per ECD centre by 2017)	Establish number of vacancies available, set minimum requirements, advertise, interview and recruit.

Organizational development capacity building programme	3	To enhance group development management skills	Capacity build 30,000 registered community groups	Identification, training, training
Children rescue centre	4	To provide shelter for displaced children	Establish one children rescure centre	Procurement and construction of the centre
Construct a cultural centre	6	To provide cultural infrastructure and build capacity of cultural practitioners	Artists,herbalists	Preparations of Bqs' Advertise tender, award tender and monitor and evaluate the construction works
Construct and equip youth empowerment centres	7	To empower youth with ICT skills, information services on reproductive health and undertake exchange programmes	Out of school youth in the sub-counties	Preparations of Bqs' Advertise tender, award tender and monitor and evaluate the construction works
Establish women enterprise fund	8	To empower women	Women entrepreneurs	Identify, train and fund
Construction and equipping of model ECD classrooms	9	To increase access and transition from ECD to primary	Ecd children(4-6years)	Preparations of Bqs' Advertise tender, award tender and monitor and evaluate the construction works
Recruit 118 instructors	10	To ensure quality instruction to the yp trainees	Yp trainees	Establish the vacancies, set minimum requirements, advertise, interview, recruit, deploy.
Establish and equip one(1) vocational rehabilitation training centre and six (6)sheltered workshops for PLWD	11	To enhance capacities and skills for people with disability	People with disability	Identify, fund and train
Purchase tools and equipment for the youth polytechnics	12	To enhance the quality of instruction in the	Yp trainees and	Advertise , procure, record in the inventory

COUNTY ASSEMBLIES FORUM (CAF)
P. O. Box 73552 - 00200,
NAIROBI, KENYA

		youth polytechnics	instructors	
Bursary and scholarship for the bright andneedy students	13	To increase retention and transition and enhance equity	Needy students from the County	Establish the criteria for identifying beneficiaries, establish a committee to oversee the programme

COUNTY ASSEMBLIES FORUM (CAF)
P. O. Box 73552 - 00200,
NAIROBI, KENYA

7.3.6 Stalled projects

Table 30 : Stalled Projects in Education, Youth, Culture and Sports

Project Name	Location	Description of activities	Reasons for stalling
Liganwa YP twin workshop	Liganwa Youth Polytechnic in Siaya sub-County	The twin workshop stalled after roofing	The contractor deserted the site

7.3.7 Strategies to mainstream cross cutting issues in Education Youth, Gender, Culture and Social Services

The education Sectors will be expected to sensitize its personnel to be gender responsive. More resources will be mobilized to address HIV and AIDs impact in the sector. In the development of physical facilities there will be need to incorporate the people with disabilities in the designs as well as incorporating the youth in construction projects that can create employment. The sector will take a leading role in mainstreaming HIV and AIDs through reactivation of the AIDs Control Unit in the department of Education and formation of HIV/AIDs Clubs in Secondary Schools to sensitize the youth and create awareness.

7.4 Agriculture Livestock and Fisheries

Analysis of proposals arising from various public stakeholders forums have pointed out the sector as one that need special attention. With rising food prices globally, attention to this sector is paramount. The report also emphasized on the need especially to target small scale agricultural producers as well as the linkage with enterprise development. Since the County's population is predominantly rural and over 70% of the engaged in farming socio-economic development of the County relies heavily on a more vibrant agriculture sub-sector for jobs and employment creation.

7.4.1 Sector Vision and Mission

Vision: To attain food security

Mission: To improve livelihoods of Kenyans through promotion of competitive agriculture, sustainable livestock and fisheries sub-sectors"

7.4.2 County's Response to Sector Vision and Mission

Strategies have been put in place to reduce poverty within the County by improving on household and County food production and revitalization of agro-based industries such as cotton ginneries and sugar related industries. The County has focussed on the promotion of emerging crops such as oil crops, rice,

and bird eye chili and grain amaranth. Measures are in place to revive orphaned crops such as sorghum, cassava and millet. The County government has also planned to mechanize agriculture through purchase of tractors each of the six sub counties.

COUNTY ASSEMBLIES FORUM (CAF)
P. O. Box 73552 - 00200,
NAIROBI, KENYA

7.4.3 Agriculture Sector Priorities, Constraints and Strategies

Table 31 : Priorities, Constraints and Strategies in Agriculture, Fisheries and Livestock

Sub Sector	Priorities	Constraints	Strategies
Agriculture	Increase land under irrigation	Limited funding Poor land tenure system Poor irrigation technology	Source for more funds Land amalgamation Promote low cost irrigation techniques
	Increase quality and quantity of farm produce	Limited availability and unaffordable farm inputs	Provide quality and affordable farm inputs
		Late land preparation	Provision of mechanization services
		Unaffordable credit to farmers	Provision of affordable credit facilities to farmers
	Improve storage of farm produce	Limited access to the existing storage facilities Limited on-farm storage facilities	Setting up of communal post harvest storage facilities Encourage farmer to put up on-farm storage facilities
Livestock	Enhance livestock disease surveillance and control	Limited access to diagnostic and treatment services	Provision of spraying crushes and acaricides to control the spread of vector borne diseases Provision of diagnostic laboratory, vaccination and treatment services to control notifiable diseases
	Improve livestock enterprise	Low livestock productivity High cost of livestock feeds	Provide productive livestock breeds and associated services Establishment of animal feeds processing plants
	Increase livestock Market access	Inadequate and ill-equipped market facilities	Provide modern marketing outlets Equip existing facilities
	Improve product conservation and preservation	inadequate chemical and product storage facilities	Provision of handling and cold storage facilities
Fisheries	Sustainable fish stocks	lack of proper regulatory framework Low uptake of aquaculture	Provision of appropriate regulatory framework for stock sustenance and recovery Promotion of aquaculture
	Mechanization services	obsolete fishing gear	Provision of fishing mechanization services Provision of appropriate

			fishing gear
	Credit facilities for famers	Unaffordable credit to farmers	Provision of affordable credit facilities to farmers
	Post-harvest storage for fish	Heavy losses due to spoilage	Provision of fish cold storage facilities Provision of fish handling certification services

COUNTY ASSEMBLIES FORUM (CAF)
P.O. Box 73552-00200,
NAIROBI, KENYA

7.4.4 Agricultural Sector Ongoing Projects/Programmes

Table 32 : Ongoing Projects/Programmes in Agriculture, Livestock and Fisheries

Project Name	Objectives	Targets	Description of activities
National Extension Services - NALEP GoK	To improve food security generate income, employment and alleviate poverty	Farmer groups/individuals	Dissemination of appropriate agricultural technologies
NjaaMarufuku Kenya – NMK	To improve food security generate income, employment and alleviate poverty	Community groups and school children	Up scaling grants to community groups and provision of school meals
National Accelerated Agricultural Inputs Access Programme (NAAIAP II)	To improve food security generate income, employment and alleviate poverty	Farmer groups/individuals	Provision of subsidized farm inputs
EAAPP/ Traditional High Value Crops (THVCs)	To improve food security generate income, employment and alleviate poverty	Farmer groups/individuals	Provision of early maturing, high quality planting materials
NERICA - Rice Promotion	To improve food security generate income, employment and alleviate poverty	Farmer groups/individuals	Bulking the seed material
Kenya Agricultural Productivity and Agribusiness Project (KAPAP)	To improve food security generate income, employment and alleviate poverty	Farmer groups/individuals	Address specific crops and livestock value chains
Private Sector Development in Agriculture (PSDA)	To improve food security generate income, employment and alleviate poverty	Farmer groups/individuals	Promoting Value Chain Development and resource friendly technologies
Agricultural Sector Development Support Programme (ASDSP)	To improve food security generate income, employment and alleviate poverty	Farmer groups/individuals	Address specific crops and livestock value chains and provide support for gaps in agricultural production (along value chains)
Millennium Village	To improve food security generate income,	Farmer groups/individuals	Provide farmer support in availing farm inputs and

	employment and alleviate poverty		healthcare
Lower Nzoia Irrigation project	To improve food security generate income, employment and alleviate poverty	Farmer groups/individuals	Provision of irrigation water along River Nzoia Basin
Water Harvesting Initiatives	To enhance the capacity of the community for improved food security by availing water through harvesting surface runoff.	Farmer groups/individuals	Conserves water for crop production for increased food security
Smallholder Horticulture Empowerment Project – Up	To improve the livelihood of smallholder horticultural farmers in the implementing sub counties	Horticultural Farmer groups	Capacity building of smallholder horticultural farmers
Local poultry production	To improve high quality food to families, increase income and provide employment	Farm and farmer groups	Capacity building in technology and extension support
Fisheries extension services	Improve surveillance and mobility	2 patrol boat	Purchase of Patrol Boat for Bondo and Rarieda Sub countie Procure 4 double Cabs Vehicle 12 Motor cycles Purchase of D/Cab Vehicle

COUNTY ASSEMBLIES FORUM (CAF)
P. O. Box 73552 - 00200,
NAIROBI, KENYA

7.4.5 Agricultural Sector New Projects/Programmes

Table 38: New Project Proposals in Agriculture, Livestock and Fisheries

Programmes	Priority Ranking	Objectives	Targets	Activities
Agriculture				
Irrigation Development	1	Increased food production	1,170 Ha	Construction of new irrigation infrastructure Reviving the existing irrigation scheme Purchase of irrigation equipment/materials Capacity of farmers on irrigation agriculture
Flood Water Control/Mgt	4	To enhance efficient mgt and utilization of excess water	1,640 ha	Conservation & Rehabilitation of water catchments/flood water control/mgt
Agricultural credit access	5	Increase farmers' credit accessibility,	15,000 farmers	Conduct capacity building on farmer credit accessibility availability

		availability and awareness		and awareness in all the 30 wards
LIVESTOCK				
Office Construction	1	Improve on service delivery	4 complete office blocks	Construct 4 additional modern office space for sub County Gem, Ugunja, Rarieda
Revitalization of Livestock Extension services	2	Improve service delivery	2,000 farmers to be reached with advisory services	Conduct farmer trainings, internal/external tours and seminars Procure 2 four WD vehicle and 6 motorbikes Procurement of ICT equipments for e-extension

COUNTY ASSEMBLIES FORUM (CAF)
P. O. Box 73552 - 00200,
NAIROBI, KENYA

7.4.6 Agricultural Sector Flagship Projects

Table 39: Flagship projects in Agriculture, Livestock and Fisheries

Project Name	Location	Objective	Target	Description of Activities
Agriculture				
Subsidized assorted farm inputs	All the six Sub Counties	Avail cheap/quality inputs to farmers	At least 100,000 farmers 20,000 seedlings	Supply of subsidized fertilizers Timely acquisition of inputs Bulking of planting materials
Mechanization services	Siaya AMS	To enhance timely land preparation To Increase land acreage under crops	30% mechanization of agriculture	Procurement of new tractors and accessories Hire of plant operators and service crew Procurement of Low Loader and Bulldozer for bush clearing and construction of water pans in the whole County
Multi Strategic Food Reserve	All the six Sub Counties	To improve storage of farm inputs and produce	6 storage facilities	Establishment and maintenance of multi strategic food reserve and accessories in all the six Sub Counties Procurement of preservatives(chemicals)
Modernization of Siaya ATC	Siaya town	To improve the quality of agricultural training	50 new self-contained rooms 5 new	Upgrade the existing hostels and conference facilities Construct more hostels and conference facilities

			conference halls.	
Fisheries				
Fish multiplication/demonstration centre	Bondo	Increased sustainable fish stock recovery in the lake and production from aquaculture	1 multiplication centre	Development of fish multiplication/demonstration centre
Fish Processing	Bondo Rarieda	Reduce post harvest losses	10 ice plants 50 modern fish land bandas	Construction of Ice plants at the beaches Construction of Modern Fish Land Bandas
Livestock				
Livestock Breeding	All the six Sub Counties	Increase Productivity of Livestock	30% productivity	Establishment of Bull Schemes Purchase of Sahiwal and acquisition of Fleckvieh Semen Purchase of Fleckvieh Embryos Establishment of a 200 acre livestock Stud farm (Breeding farm)
Livestock value addition	All the six Sub Counties	Improved access to livestock inputs and equipment	Worthy Kshs. 12M	Procurement and installation of coolers, pastereulizers and other value addition equipments
Modern livestock markets	All the six Sub Counties	Improved market access	6 livestock markets	Construction of modern livestock markets
Vet. Services				
Diagnostic laboratory	All the six Sub Counties	Improved reaction to disease outbreaks	1 satellite diagnostic laboratory	Construct and equip satellite diagnostic laboratory

COUNTY ASSEMBLIES FORUM (CAF)
P. O. Box 73552 - 00200,
NAIROBI, KENYA

7.4.7 Strategies to mainstream cross cutting issues in Agriculture, Livestock and Fisheries

The sector will continue strengthening programmes promoting gender equality that is empowering male and female financially. The sector will be expected to sensitize its personnel to be gender responsive. More resources will be channelled to address HIV and AIDs impact in the sector. The sector will also establish Sub-county Aids Control Units. Persons with Disabilities will be incorporated in the sectors programmes. On environmental conservation, it is expected that the sector will promote environmental conservation through educating the farmers on best farming practices and other environmental friendly activities in addition to implementation of environmental programmes as proposed by the environment department.

7.5 Trade, Industry, Cooperatives and Labour

The sector comprises of four sub-sectors namely: trade, industry, cooperatives and labour.

7.5.1 Sector Vision and Mission

COUNTY ASSEMBLIES FORUM (CAF)
P.O. Box 73552 - 00200,
NAIROBI, KENYA

Vision: A globally competitive economy with sustainable trade, industrial cooperative and labour subsectors.

Mission: To formulate and coordinate trade, industrial, labour and cooperative development policies strategies and programmes for a prosperous and globally competitive economy

7.5.2 County Response to the Sector Vision and Mission

Various programmes have been identified to address challenges identified in Trade, Industry, Cooperatives and Labour sectors. Most of these intervention programmes are prioritized for these sectors. Technical and financial support would be needed for the successful implementation of the programmes from relevant stakeholders. This section analyses the programmes per sector.

7.5.3 Trade Sector Programmes Constraints and Strategies:

Table41 : Priorities, Constraints and Strategies in Trade, Industry, Cooperative and Labour

Sub-Sector	Programme Priorities	Constraints/Causes	Strategies
TRADE	Increase access to credit facilities	Loans Security: Lack of Title Deeds Lack of Information Loans Default Limited Capitalization	Soft Loans Create Awareness of existing credit facilities Capacity Build on business management Increase capitalization on the Siaya Joint Loans Board Establishment of a regional bank
	Provide improved market facilities	Inadequate funding	Develop and rehabilitate markets
	Enhance Business management skills	Hindered by literacy levels	Business Management Training
	Export Trade Development	Non existence of products for exports Limited access to Exports Trade Information	Capacity build producer groups on Export Trade through the Export Promotion Council Under take feasibility studies of viable agricultural products for exports
	Investment promotion	No County Trade and Investment Policy Document exists	Development of Trade and Investment Policy Document

	Quality and Quantity control	Lack of Awareness Inadequate technical enforcement capacity Lack of verification standards	Enforcement of Fair Trade Practices
Cooperatives	To increase the number of sustainable cooperatives societies in the county	Negative attitude to join saccos due to poor management	Creation of awareness on benefits of sacco movements Capitalization County Cooperative Development Committee Corporate Governance Establish and revive plants
Industry	Facilitate enterprise development	Unaffordable rate of interest on Loans by the Corporate Sector Lack of Skills to develop quality products Lack of Market Information Non-existence of Profile of MSE's Data	Capacity Build on creativity skills Create a revolving fund Undertake Annual Exhibition Develop an MSE's Profile through Survey Establish an Information Centers

COUNTY ASSEMBLIES FORUM (CAF)
P. O. Box 73552 - 00200,
NAIROBI, KENYA

7.5.4 Flagship Projects in Trade, Industry, Cooperative and Labour

Table 43 : Flagship Projects in Trade, Industry, Cooperative and Labour

Project Name	Location	Objective	Target	Description of Activities
Trade subsector				
Regional bank	To be agreed upon	To increase access to credit	1 regional established	Set aside funds Rally other counties in the region Get clearance from the Central bank of Kenya
Passion Fruits Export Trade Development	in All wards	Capacity Build Producer Groups on Export Trade	Profile active passion fruits producer groups	Fund active passion Farming Export Promotion Council training on Export Trade Contract international Buyer Extension Service by Agriculture Sector
MSE Revolving	County	Provide Funds to Micro and Small	Disburse Ksh. 180	Establish policy and disburse the Funds

Fund		Entrepreneurs	Million	
Cooperatives Sub sector				
Siaya County Traders Sacco	Ugunja and Bondo	Create a Single County Traders Sacco	Establish Trades Sacco movement with an initial Capital of Ksh. 150,000,000	Open K Offices for the Sacco Availing initial Capital for the Fund

COUNTY ASSEMBLIES FORUM (CAF)
P. O. Box 73552 - 00200,
NAIROBI-KENYA

7.5.5 Strategies to mainstream cross cutting issues

The sector will continue strengthening programmes promoting gender equality that is empowering male and female financially. The sector will be expected to sensitize its personnel to be gender responsive. There will be strategies in place to ensure that the HIV and AIDs pandemic does not affect the productivity of the working population; this will be through capacity building with joint efforts from the CSOs and government officers. In addition, the sector being prone to environmental degradation through pollution, enforcement of the laws governing environment protection will be enhanced.

Trade, industrialization and enterprise development sub-sectors provide the bulk of employment opportunities either directly or indirectly thereby playing a significant role in the alleviation of extreme poverty.

7.6 Health

The health sector provides three major health care services namely: preventive, promotional and curative health care services. The three services form the major divisions of services given by the sector. The sector is key in the achievement of goals number 4, 5, 6 and 7 of the Millennium Development Goals and forms a major component of the social pillar of the Kenya Vision 2030.

7.6.1 Sector Vision and Mission

Vision: To have a globally competitive, healthy and productive county.

MISSION: To deliberately build progressive, responsive and sustainable technologically-driven, evidence-based and client-centered health system for accelerated attainment of the highest standard of health to all people.

7.6.2 County Response to the Sector Vision and Mission

The county government shall, during this period of implementation, work closely with the national government, implementing partners and other stakeholders to address the many health challenges in Siaya. This will be geared towards achievement of goals set out in MDGs 4,5,6 and Vision 2030.

Concerted efforts will be made to address the current shortage of health care workers particularly for nursing staff (current **"nurse to population ratio"** is 1:1697) and doctors(current **"doctor to population ratio"** is 1:38511)

The sector intends to leverage on the partner support to address the high maternal and child mortality in the county as well as to reduce the burden of preventable or treatable conditions such as HIV/AIDS, Malaria, pneumonia, diarrhoea and immunizable conditions .

7.6.3 Sector Priorities Constraints and Strategies

Table 334: Priorities, Constraints and Strategies in Health

COUNTY ASSEMBLIES FORUM (CAF)
P. O. Box 73552 - 00200,
NAIROBI, KENYA

Priorities	Constraints	Strategies
Eliminate communicable diseases (Malaria, TB, HIV/AIDS, immunizable diseases, diarrhoea, pneumonia)	Inadequate numbers of skilled health staff to offer comprehensive prevention, care and treatment services at health facilities. Erratic supply of essential commodities including HIV test kits, RDTs, laboratory reagents, essential drugs, non-pharmaceutical supplies, etc Inadequate number of health facilities in the county to provide prevention and promotive health services Inadequate advocacy for the elimination of communicable diseases	Recruitment of additional health staff Upscaling community sensitization efforts on the uptake of health services and the adoption of healthy behavior at household level Strengthening commodity management in the County to reduce stock outs of essential commodities Capacity building existing health workforce on clinical management of communicable diseases. Scale up of Community Health services to increase adoption of healthy behaviours at household level Improve physical infrastructure at health facilities Expand and equip the existing facilities to offer quality services. Construction of new health facilities in areas where geographical access is a barrier to access to health services Conduct Indoor Residual Spraying for Siaya County as a vector control measure Scale up CLTS(Community Led Total Sanitation) Increase support for specific program areas in the county- HIV/AIDS Malaria, TB , MNCH, Scale up comprehensive school health program
Reduce the Burden of Violence and Injury (Including Sexual and Gender Based Violence (SGBV))	Insufficient focus on Primary prevention of violence/injuries (including SGBV) Deficient referral network for emergency services, including RTAs. Lack of functional casualty departments at the county hospitals Inadequate numbers of skilled personnel to handle emergencies at all hospitals(including handling on SGBV) Absence of a rehabilitation centre for victims of SGBV in the county Inadequate specialized health services at the county hospitals (Imaging departments, laboratory services, surgical services, I.C.U services, Gender Violence Recovery Centres(GVRCs))	Upscaling advocacy on prevention of violence/injuries(including SGBV) Establishment of a functional centralized County ambulance and referral service Establishment of functional departments at all county hospitals Establishment of functional GVRC units and shelters at the county hospitals Establishment of functional diagnostic units(laboratory, imaging) units at all the county hospitals Establishment of functional surgical departments at all the county hospitals Set up a functional rehabilitation centre at the county referral hospital Recruitment of trained personnel to provide quality health services Capacity building of health workers to handle emergencies of violence and trauma, including

		SGBV Expansion NHIF coverage in the county
Improve the provision essential health services (much, maternity, newborn, nutrition, inpatient, general outpatient, specialised outpatient, theatre, diagnostic services)	Frequent shortage of essential commodities including Reproductive Health commodities, laboratory and imaging reagents and commodities Poor uptake of essential services by the community. Insufficient number of trained health personnel to provide quality essential health services Shortage of required equipment to offer comprehensive essential health services Not all facilities offering 24 hour maternity serviced due to lack of staff house, lack of electricity at the facilities Infrastructural challenges- Lack of space to offer comprehensive essential health services Lack of a blood transfusion centre in the county	Establishment of a functional commodities supply and management system Scale up Community Health services to increase demand for and uptake of essential health services by the community. Recruit and retain adequate numbers of trained health personnel to provide quality essential health services Capacity building of staff to provide quality essential health services Comprehensive equipping of health facilities Expansion of existing health facilities to support the provision of quality health services. Installation of electricity and adequate water supply at all health facilities Construction of staff houses at all primary health facilities. Investment in Electronic Medical Records at all the health facilities Construction of new health facilities in areas where physical access is a barrier to care seeking Strengthen Integration of health services at various departments in all health facilities. Re-organization of OPDs to ensure efficient patient flow within the department Initiation of specialized outpatient clinics in all hospitals within the county Set up of a satellite blood transfusion centre for the county Construction of the required specialized inpatient units e.g. ICU, renal unit, theatres, diagnostic units and inpatient wards
Halt and reverse the rising burden of non communicable diseases (NCDS) - cardiovascular diseases, diabetes, cancers	Less than 10% of health facilities screening for NCDs Little advocacy on screening for NCDs	Scale up advocacy on need for prevention and screening for NCDs Capacity building of health staffs on NCDs Equip health facilities to enable them to provide screening and treatment for NCDs Recruitment of specialised health personnel to manage NCDs

COUNTY ASSEMBLIES FORUM (CAF)
P. O. Box 73552 - 00200,
NAIROBI, KENYA

7.6.4 On- Going Projects/ Programmes in Health

Table 434 : Ongoing Projects/Programmes in Health

COUNTY ASSEMBLIES FORUM (CAF)
P. O. Box 73552 - 00200,
NAIROBI, KENYA

Project Name	Location	Objectives	Targets	Descriptions' Of Activities
Rehabilitation of rural health facilities	County wide	To have fully functional rural health facilities	40 health facilities	Construction and equipping of maternity wings Construction of staff houses
County referral hospital rehabilitation unit.	County Referral Hospital	To improve rehabilitation services in the county	1 rehabilitation unit	construction of a fully functional rehabilitation unit at the county referral hospital
oxygen generation plant	County Referral Hospital	To increase availability of oxygen all health facilities	1 oxygen generation plant	Procurement and installation of equipment Construction of the plant house
Capacity building of health care workers	County wide	To improve the quality of health services	All health care workers	Carrying out a training needs assessment Development of a suitable curriculum Organize and facilitate actual training sessions.
Community Lead Total Sanitation	County wide	To ensure all homesteads have a latrine/ all villages are ODF	All homesteads have a latrine	Community sensitization on the adoption of latrine use
comprehensive school health scale-up programme	County wide	To ensure school going children have access to a healthy learning environment	All schools in the county	Regular inspection of school infrastructure to ensure that its they are fit for human habitation Conducting awareness amongst teachers and pupils on basic health care habits.
Renovation and equipping of hospitals	Countywide	To improve on the provision of curative, preventive and promotive health cares services	7 county hospitals	Renovation and equipping of all county hospitals with functional a. OPD departments b. A&E department, c. theatre department d. laboratory department, e. Imaging department, f. inpatient wards for pediatrics, medicine and surgery departments, g. maternity and newborn units, h. MCH clinic

7.6.5 Flagship Projects in Health

Table 46: Flagship Projects in Health

COUNTY ASSEMBLIES FORUM (CAF)
P. O. Box 73552 - 00200,
NAIROBI, KENYA

Project Name	Location	Objectives	Targets	Description Of Activities
Model health centres	All the Wards in the County	To provide quality curative, preventive and promotive services To improve referral system	30 Model health centres	Identification and acquisition of land for the health centres Construction of the one facility in each ward Equipping the facilities with the required medical equipments
Community Health Services Scale up	All the Community Units (CUs) in the County	To improve on the effectiveness of Community Health services in the county	187 Community Units	Capacity build CHWs on various technical modules Provide comprehensive mentorship and supervision to CUs Provide commodities to CHWs Provide monthly honoraria to Community Health Workers(CHWs)
Satellite blood transfusion centre	County referral hospital	To reduce death cases associated with lack of blood	1 blood transfusion centre	Construct, equip and staff a satellite blood transfusion centre
Centralized ambulatory services	County wide	To improve emergency referral system in the County	1 centralized ambulatory service	Procurement of fully equipped ambulances Setting up of a functional communication software
NHIF Mass recruitment	County wide	To reduce the dependence on out-of pocket health financing for health care services	50% of Households insured	Payment of premiums for vulnerable populations(e.g. orphaned households) Payment of a one-off annual premium for CHWs Use of CHWs for community recruitment into NHIF
Maternal health programme	County wide	To offer 24 hour maternity services at all rural health facilities in Siaya To reduce maternal mortality	100% of all rural health facilities	• Provide electricity supply to all facilities • Put up staff houses at all rural health facilities • Provide adequate water supply to all facilities
ICT in health	County wide	To improve quality and efficiency in health care	County wide	Set up Electronic Medical Records at all health

		provision		facilities Use of mobile money technology for revenue collection at 7 county hospitals Mobile phone reporting by CHW
Output based (OBF)financing	Selected facilities	Increase % of facilities participating in OBF (Output Based Financing) from 0% to 30%	42 health facilities	Reward facilities which perform well on selected priority health indicators

COUNTY ASSEMBLIES FORUM (CAF)
P.O. Box 73552 - 00200,
NAIROBI, KENYA

7.6.6 New project proposals in Health

Table 47: New project proposals in Health

Project Name/Constituency	Priority Ranking	Objectives	Targets	Description
Staff recruitment	1	To improve health staff: population ratio	Reduce staff vacancy rate of health workers by 60%	Recruitment of required additional health care workers
health advocacy scale up	2	To increase adoption of health behaviour at household level	Use of all CHWs for advocacy Use of all local media for advocacy	Increase advocacy on health through engaging county and community leadership as champions for healthy behaviour Increasing use of media to pass on health messages on regular basis
Construction of new health facilities	6	To ensure barriers to access to health care are eliminated	12 new health facilities at community level	Construction of new health facilities
Equipping of primary health facilities	3	To ensure health facilities are fully equipped to provide quality health care	All facilities to have equipment as per standards	Procurement, supply and maintenance of medical equipment to health fcailiites.
Indoor Residual Spraying	4	To reduce the burden of malaria in the county	All households in the county	Conduct Indoor Residual Spraying
GVRC units and shelters	11	To improve management of SGBV at health facilities	7 GBVC units	Construction/ renovation of GVRC units at all hospitals
Hospital Diagnostic Units	5	To improve diagnostic services at the hospitals	7 diagnostic (laboratory imaging) units	Construction/ renovations to ensure functional diagnostic units (laboratory, imaging) units at all the county hospitals Procurement and installation of state-of-art diagnostic (laboratory, imaging) equipments at all the county

				hospitals
Outpatient Services Upscalling	12	To improve quality of OPD services in hospitals	7	Construction of OPD units within all the 7 hospitals in the county Procurement equipments for the OPD units in all hospitals
Sub county surgical operation theatres	7	To reduce death cases attributed to emergencies	3 theatres	Building of 3 theatres at Ambira, Madiany, and Ukwala sub county hospitals
In patient wards	13	To improve access to inpatient clinical services	36 wards	Construction of 36 wards in the county hospitals
Specialized inpatient units	8	To improve access to specialized inpatient clinical services	2 units	Construction of the required specialized inpatient units e.g. ICU, renal unit
Electronic Medical Records	14	To improve Health information management at the hospitals	7 hospitals	Set up of EMR at all hospitals
County, Teaching and referral hospital	15	To improve on the health referral system To provide an excellent teaching, research and referral in the region	1TRH	Identification of land/site for the facility Construction of the Basic infrastructure (including buildings, laboratories, wards, lecture halls offices etc) Procurement of diagnostic and other necessary hospital equipment for the hospital
Construction of incinerators	9	Improving waste management (Source reduction)	6 incinerators for the 6 subcounties	Construct incinerators in all six subcounties
Solid waste disposal system	10	Improving utilization of waste	2 disposal system	Construction of a recycling plant in Bondo and Siaya towns Collection and recycling of solid wastes Selling of the end products

COUNTY ASSEMBLIES FORUM (CAF)
P. O. Box 75352 - 00200,
NAIROBI, KENYA

7.6.7 Strategies to mainstream cross cutting issues in health

Specific objectives of this sector are geared towards reducing child and maternal mortality, HIV and AIDS, malaria and other communicable diseases. Community sensitization of proper health seeking behaviour and establishment of more and well equipped facilities at the community level is critical in that regard. This plan has proposed programmes that will ensure that HIV and AIDS is effectively managed within the context of the Kenya National AIDS strategic plan. Many of these programmes target prevention of new infections though provision of VCT services and upscaling of ART services. The main strategy for mainstreaming gender issues is the introduction of sanitary towels for girls in primary schools to help cut down on absenteeism. ICT will be scalded up in health sector, for use in specialized diagnostics which includes working towards rolling out professional tests particularly for cancer diabetes and malaria.

COUNTY ASSEMBLIES FORUM (CAF)
P. O. Box 73552 - 00200,
NAIROBI, KENYA

7.7 Tourism, Wildlife Conservation and ICT

The sector comprises of three subsectors namely, Tourism, Wildlife conservation and ICT. (TCK).

7.7.1 Sector Vision and Mission

Vision: A globally competitive tourist destination well conserved wildlife and natural ecosystem for sustainable socio-economic development.

Mission:
To promote, coordinate and implement integrated socio-economic policies and programmes for hospitality and wildlife conservation for a vibrant economy.

7.7.2 County Response to the Sector Vision and Mission

The County will promote investment in this sector for economic development in the County as well as employment creation for the youth. Private investments as well as Public Private Partnership will be encouraged by ensuring that investment environment is attractive. Entrepreneurial skills, market linkages and value addition will be scaled-up to promote the sector.

7.7.3 Sector priorities constraints and strategies

Table 50: Priorities, Constraints and Strategies in Tourism, Wildlife and ICT

Sub-sector	Priorities	Constraints	Strategies
ICT	Improving access to ICT services	Limited Financial and human resource high cost of ICT utilization and maintenance	Expansion of ICT infrastructure Hire more and undertake capacity building for ICT personnel Develop digital villages in the Sub Counties. Engage higher learning institutions in development relevant ICT training modules
	Promote e-marketing	Limited access to ICT services Limited awareness of e-marketing	Revamp and extend ICT infrastructure throughout the County Creation of awareness on e-marketing Development of e-marketing products
Tourism	Increase and diversify the number of documented tourism products	Lack of well documented and packaged tourism products in the County	Undertake a survey of tourism products Develop a catalogue of tourism products in the County

			Develop niche tourism products such as medical tourism, culture, water based tourism and sports tourism Develop business and conference tourism
	Increase tourist accommodation facilities	Inadequate investment in tourist facilities of international standards Lack of investment in other forms of accommodation like homestays and campsites	Map out areas of potential tourism investment Conduct investment forums Promotion of investment in tourism infrastructure
	Diversify tourist source markets (domestic and international)	Inadequate marketing activities and promotional materials	Promotion of available tourism products and facilities
	Improve the standards of tourism services	Inadequate trained staff in tourism facilities Lack of trained classification assessors Lack of County legislation on tourism regulation Lack of a reward scheme for the best practice industry players	Capacity building of tourism Service Providers Establishment of a Tourism Excellence Award Scheme Domestication of tourism laws, policies and regulations.
	Enhance tourism information management and research capacity	Lack of tourism research and information centre in the County	Facilitate the establishment of a county tourism information centre
	Increase awareness on tourism and tourism products	Limited tourism information	Sensitization and training of tourism stakeholders on sustainable tourism development and management Publication of Siaya County Tourism newsletter and other publicity materials
Wildlife	Improve response to disaster management	Inadequate funds. Inadequate Human resource capacity. Lack of water equipment (boat, lifesavers, clothing)	Intensify Search and rescue operations Resource Mobilization from stakeholders Recruitment and training of wildlife staff Education and awareness creation

COUNTY ASSEMBLIES FORUM (CAF)
P. O. Box 73552 - 00200,
NAIROBI, KENYA

	Reduce human wildlife conflicts	Incompatible land use practices. Lack of identified land for rescued wildlife species. Limited information on the value of wildlife to communities. Lack an organized structure through which communities participate in wildlife conservation. Intangible benefits from wildlife to communities. Human encroachment into wildlife habitat	Community education and awareness Identification and acquisition of land for an animal rescue centre Involve communities in wildlife conservation Formation of and supporting wildlife conservation associations in the County Initiate wildlife based enterprises run by communities Promotion of compatible land use options Set up a wildlife based resource centre in the County Identify, capture and translocate isolated wild animals.
	Enhance ecosystem integrity	Land ownership conflict Lack of resources –personnel, funds, vehicles, boats. Land use conflict. Lack of goodwill from the community.	Rehabilitation and conservation of Lake Kanyaboli ecosystem Lobbying for the definition of Lake Kanyaboli National Reserve land ownership Resource mobilization Identify, recruit and train personnel Conduct education and awareness on land uses compatible with conservation Lobby and advocate for conservation Undertake capacity building for communities, staff and other stakeholder Conserve and manage wildlife in Siaya County

COUNTY ASSEMBLIES FORUM (CAF)
P. O. Box 73552 - 00200,
NAIROBI, KENYA

	Increase the wildlife constituency	Lack of a implementation structure Inadequate involvement of community in wildlife conservation. Inadequate information about modern wildlife conservation techniques that generate income for communities Inadequate information on wildlife populations and habitats in the county. Inadequate information on the resources within wetlands in the County. Limited resources – staff, skills, equipment Lack of conducive environment for wildlife conservation. Lack of legislative provisions supporting community conservation in the government agencies.	Stakeholder sensitization on provisions of the Wildlife Act, 2013 Intensification of education and awareness campaigns. Conduct wildlife, habitat and resource surveys. Mobilize resources for conservation of wildlife populations and their habitats. Mobilize resources to facilitate community programs. Advocate for support for wildlife conservation in the County. Develop a community conservation program Intensify collaboration amongst line agencies to harmonise legislation.

COUNTY ASSEMBLIES FORUM (CAF)
P. O. Box 78552 - 00200,
NAIROBI, KENYA

7.7.4 New Project Proposals in Tourism, Wildlife and ICT

Table 51: New Project Proposals in Tourism, Wildlife and ICT

Project name	Priority ranking	Objectives	Targets	Description of activities
Tourism				
Tourism marketing and promotion	1	To increase the number of visitors in the County	Increase by 20% the annual number of visitors to the county	County branding Participate in exhibitions Develop and publish marketing materials Develop a website for tourism in the County Undertake marketing campaigns in TV, Radio, website Develop a tourism newsletter and other publicity materials
Niche products development	2	To develop and promote cultural tourism in the	6 operational cultural centres 1 historical site	Develop a calendar for cultural festivals Develop and equip cultural centres

Project name	Priority ranking	Objectives	Targets	Description of activities
		County	and 2 ecotourism sites	Capacity building for local communities Develop Got Ramogi, as a historical and ecotourism site Develop Ndanu falls as an ecotourism site Develop sports tourism (boat, racing, water skiing, swimming competition and a floating restaurant)
Regulation and Standardization	3	To improve the standards of tourism services and facilities	Inspect ALL the tourism establishments in the County Train 200 hospitality sector workers Document ALL the tourism products and establishments in the County One tourism management area plan	Train tourism inspectors and classification assessors Collaborate with the Tourism Fund and Utalii College to offer refresher courses to tourism service providers Develop a legislative framework for tourism regulation(domesticate the Tourism Act 2011) License tourism service providers Develop tourism management area plans Develop environmental guidelines for tourism development in the County
Business and conference centre	5	To enhance conference tourism.	Develop one convention and conference facility	Undertake a feasibility study Acquire land for developing the conference centre Develop the building designs Develop the conference and convention facility
Luanda-Kotieno Resort	7	To increase quality accommodation	One resort	Identify and protect land for establishment of a beach resort at Luanda Kotieno Undertake planning for physical and social infrastructure Identify an investor
Tourism Databank	6	To provide up-to-date tourism data and information in the County	A tourism databank	Create an inventory of tourism sites facilities and services Create a catalogue of the tourism sites, facilities and services Conduct a baseline survey of tourism sites, facilities and services in the County Develop a databank and tourism information system

COUNTY ASSEMBLIES FORUM (CAF)
P. O. Box 73552 - 00200,
NAIROBI, KENYA

Project name	Priority ranking	Objectives	Targets	Description of activities
Information and Communication Technology				
ICT Training	1	To improve ICT skills among civil servants	Train 75% of the public sector staff	Conduct a ICT training needs assessment Curriculum development Undertake the training
ICT Infrastructure Development	2	To improve access to ICT services	Improve ICT access by 20 per cent	i. Conducting a feasibility study ii. Conduct survey iii. Liaise with Kenya ICT Board on policy framework development iv. Setting up WAN the required hardware
Digital Villages	3	Improve access to ICT Services	Six State-of-the-art Sub County digital villages	i. Identify and acquire site7119 ii. Seek building plan approval v. Commence construction phases
Data Backup and Recovery Centres	4	To improve on data security	One functional data and recovery centre	i. Identify and acquire site ii. Seek building plan approval iii. Commence construction phases iii. Upgrade ICT skills on existing staff iv. Develop the blue print for the establishment of a data backup and recovery centre.
Revenue Integrated Management of Information Systems	5	To improve on the transparency and efficiency in revenue collection	Functional and up-to-date web portals for all government agencies	iv. Create web portals
Wildlife				
Conflict zone mapping	1	Reduce Human Wildlife Conflicts	Prioritize conflict zones	Create awareness for communities and county leaders Conduct a county survey Develop corporate citizenship programs
Healthy wildlife habitat and population	2	To maintain the integrity of wildlife and wildlife ecosystems in the County	One census exercise One baseline survey One patrol base One Wildlife management plan Established one Wildlife Conservation and Management	Support long-term research, monitoring and evaluation Set up, train and operationalize the county wildlife conservation and compensation committee Establish a new patrol base at Kombo beach Draw a wildlife ecosystem management plan Carry out baseline surveys on ecological integrity Carry out a wildlife census Manage invasive and exotic species

COUNTY ASSEMBLIES FORUM (CAF)
P. O. Box 73552 - 00200,
NAIROBI, KENYA

Project name	Priority ranking	Objectives	Targets	Description of activities
			Committee	Lay out an ecological monitoring program
Resource and animal rescue centre	3	To reduce human wildlife conflict	Resource centre at County HQ An animal rescue centre at County HQ	Identify and acquire suitable land Develop proposals Source for funds Construct the resource and animal rescue centres Carry out education and public awareness Organize business conferences/display materials Conduct community exchange visits and tours Identify, adopt and nurture orphaned wildlife species Conduct outreach programs with partners Provide media briefs
Community conservation program	4	Encourage development of community based conservation projects Reduce human wildlife conflict	One county conservation and management committee Four community sensitization forums per year Eliminate wildlife attack casualties	Sensitize and educate communities on wildlife utilization guidelines Establish an engagement platform for stakeholders in national wildlife forum Conduct demand driven research Enhance collaboration with partners and other stakeholders Carry out community sensitization meetings

COUNTY ASSEMBLIES FORUM (CAF)
P. O. Box 73552 - 00200,
NAIROBI, KENYA

7.7.5 Flagship Projects in Tourism, Wildlife and ICT.

Table 52 : Flagship Projects in Tourism, Wildlife and ICT

Project Name	Location	Objectives	Targets	Description Of Activities
Tourism				
Business and Conference Tourism	Siaya County Headquarters	To diversify the tourism products in the County and increase bed capacity within Siaya County	1 conference and convention centre developed	Undertake a feasibility study Acquire land for developing the conference centre Develop the building designs Construct the conference and convention facility

Project Name	Location	Objectives	Targets	Description Of Activities
Luanda-Kotieno Resort	Luanda Kotieno	To increase quality accommodation	One resort	Identify and protect land for establishment of a beach resort at Luanda Kotieno Undertake planning for physical and social infrastructure Identify an investor
Wildlife Conservation				
Lake Kanyaboli Development	Alego Usonga	Enhance the conservation of wildlife species and their habitats To attract more tourists	20% increase in of visitors	Seek approval of County Government Identify and initiate process of protecting the wetland areas including L. Kanyaboli Acquire a motor boats Identify and train county rangers for L. Kanyaboli National Reserve Secure boundaries of the Kanyaboli Conservation area (six wire solar fencing) Build a ring road (gravel standard) around Kanyaboli Conservation area Construct footpath bridges across the wetlands for tourism and patrols Build observation posts (bamboo type) Build a restaurant and offices at the main gate to Kanyaboli fish landing beach
ICT				
County ICT Incubation Hub	Siaya County Headquarters	To increase access to ICT services and training among the youth.	1 Functional ICT Incubation Hub developed	Undertake a feasibility study Acquire land for developing the conference centre Develop the building designs Develop the ICT Incubation Hub facility

COUNTY ASSEMBLIES FORUM (CAF)
P. O. Box 73532 - 00200,
NAIROBI, KENYA

Project Name	Location	Objectives	Targets	Description Of Activities
Wide Area Network (WAN) and Network Operations Centres	All the sub Counties	To increase connectivity to internet in all sub-counties	Wide Area Network to all sub counties	Feasibility study to establish availability of network infrastructure Installation and configuration of wide area networks

COUNTY ASSEMBLIES FORUM (CAF)
P. O. Box 73552 - 00200,
NAIROBI, KENYA

7.7.5 Strategies to mainstream cross cutting issue in tourism wildlife and ICT

Strategies will be put in to ensure that the HIV and AIDS pandemic does not affect the productivity of the working population. This will be done through capacity building with joint efforts from the CSOs and the county government. The county will embrace ICT to augment factors of production. Women, PLWDs and youths will be empowered in order to participate in the sector as well as benefit from its gains through relevant ICT trainings, engaging the youth in tourism promotion and marketing amongst other strategies.

7.8 Finance and Planning & Vision 2030

7.8.1 Sector Vision and Mission

Vision: To be the leading sector in planning, research, public policy formulation, coordination, supervision and efficiency in financial management.

Mission: To provide overall leadership and policy direction in research, planning, resource mobilization, financial management and accountability for sustainable socio-economic development.

7.8.2 County Response to Sector Vision and Mission

The sector's response to the vision and mission includes organizing various forums for coordination of various development programmes. The sector also compiles and prepares various development plans in addition to monitoring and evaluation of the development projects and programmes in the County. It also strives to ensure prudent resource management within the framework of Public Finance Management Act 2012.

7.8.3 Sub-sector Priorities, Constraints and Strategies

Table 54: Priorities, Constraints and Strategies in Finance, Planning and Vision 2030

Sub-sector	Priorities	Constraints	Strategies
Planning and Vision 2030	Enhance planning, coordination , monitoring and evaluation of development projects and programmes	All Sub counties have no vehicles Limited financial resource allocation Limited human resources	Recruit more staff for the department. Procure vehicles and other equipments for the department. Mainstream and intensify M&E activities in all development projects and programmes Strengthen coordination and reporting mechanism for development projects and

			programmes
	To enhance citizen participation in development planning, tracking of results	Inadequate Human Resource Capacity Inadequate financial resources	Strengthen Community empowerment and institutional Support (CIDC and [illegible])
	Improve on maintenance of County and sub County specific statistics	Lack of statistical data bank Inadequate Human resource Insufficient Funds	Develop a County specific data bank Recruit and train more staff . Procure vehicles and other equipments for the department.
Finance	Improve efficiency in financial management system	-Inadequate finances -Inadequate Human resource capacity -High IFMIS system down time Lack of legislative framework for revenue collection	Installation of local area network Digitization of revenue collection Acquisition and installation of IFMIS and ICT infrastructure To prepare and approve County finance bill which shall authorise revenue collection Develop a service charter Recruitment, training and redeployment of existing staff Construction of new office blocks for county and sub county treasuries
	maximise economy and efficiency in public procurement	Inadequate human Resource Capacity Conflict of Interests	Promotion of competition among competitors Promotion of integrity, transparency, accountability and fairness of in public procurement
	Strengthen linkages between policy planning and budgeting	Limited cooperation among stakeholders in the budget preparation process Weak legislative framework in budget preparation Inadequate finances -Inadequate Human resource capacity	Integration of sectoral plans and budgets into CIDP Enforce implementation of budget preparation policies Awareness creation on the importance of stakeholder involvement in budget preparation. Anchor the preparation of County budget to CIDP

COUNTY ASSEMBLIES FORUM (CAF)
P. O. Box 73552-100200,
NAIROBI, KENYA

7.8.5 On-going Projects/Programmes

Table 55: Ongoing Projects/Programmes in Finance. Planning and Vision 2030

COUNTY ASSEMBLIES FORUM (CAF)
P. O. Box 73552 - 00200,
NAIROBI, KENYA

Project Name Location/Division/Constituency	Objectives	Targets	Description of Activities
Finance			
Refurbishment of County treasury offices	To create office accommodation	25 offices@6m	Renovation of offices
Capacity building	To enhance service delivery	25 offices@3.28m	Training of treasury personnel on IFMIS Modules and other short term management courses
IFMIS	Improve efficiency in financial management system	Increase by 10 percent the	Acquisition of 30 desktop computers and 1 gateway for IFMIS implementation Acquisition and installation of IFMIS software
Planning			
CEISP	Enhance community and institutional support	Twenty community groups trained annually	Organizing trainings on proposal development, M&E, socio-economic indicators. Continuous dissemination of development information and policies
County/sub County monitoring and evaluation	Enhance tracking of development outputs	Produce quarterly County and Sub-County M&E reports	Collecting, Collating, analysing and presenting data on predetermined socio-economic indicators
Development Coordination programme	Increase the levels of coordination of development	Four forums to be organized annually	Organizing quarterly forums of implementing agencies at County and Sub County levels.

7.8.6 New Project Proposals

Table 356 : New Project Proposals in Finance, Planning and Vision 2030

Project Name Location/Division/ Constituency	Priority ranking	Objectives	Targets	Description of activities
Finance				
Digitization of revenue collection	1	To improve revenue collection and reporting	Double the amount of revenues collected	Developed TOR Outsource the Digital Revenue Collection Services
IFMIS	2			
Planning				
Construct 2 SCIDCs at Gem and Ugunja Sub counties	**1**	To enhance efficiency in service delivery	Complete and fully equipped SCIDCs	Constructing of office and purchase of equipment.
Social Intelligence reporting	**2**	To improve tracking of results	One Social Intelligence Survey and report per year	Designing planning and executing social intelligence survey
Develop a County statistical abstract	3	To provide socio economic data for	Up to date County statistical data	Identification of statistical data to be gathered

Project Name Location/Division/ Constituency	Priority ranking	Objectives	Targets	Description of activities
		planning	Production of one annual Statistical abstract	Designing data collection tools Collating and analysing of data Report writing and dissemination
SCIDC awareness campaign	4	To increase public awareness on national and County government policies	Increase public awareness by 40 per cent	Hold quarterly SCIDC Awareness forums at Sub-County levels.

COUNTY ASSEMBLIES FORUM (CAF)
P. O. Box 73552 - 00200,
NAIROBI, KENYA

7.8.7 Flagship Projects

Table 57 : Flagship Projects in Finance, Planning and Vision 2030

Project Name	Location	Objectives	Targets	Description of activities
Digitization of revenue collection	countywide	To improve revenue collection and reporting	To computerise revenue collection in county	To be outsourced

7.8.8 Strategies to mainstream cross cutting issues in the Finance, Planning and Vision 2030

Sub county Development offices are responsible for championing for attainment of MDGs. Siaya county has several programs that are aimed at addressing the MDGs lagging behind.

One strategy adopted by the sector in a bid to tackle extreme poverty, is the provision of cheap credit to community groups. This is done though the Uwezo Fund, the PEC pilot revolving loan fund, the Women Enterprise Development Fund, the Youth Enterprise Development Fund amongst other programmes.

While executing its mandate of monitoring implementation of development projects and programmes and the execution of development strategies, the department play a key role in the promotion of government policies on the empowerment/marginalization of people living with disabilities. Workplace policies on disabilities will also be implemented to curb the marginalization of PLWD across all the departments within the sector.

7.9 Water, Irrigation and Environment

The sector comprises of the Water and Irrigation and the Environment sub sectors.

7.9.1 Sector Vision and Mission

Vision: Sustainable access to adequate water and housing in a clean and secure environment.

Mission: To promote, conserve and protect life, environment and improve access to water for sustainable national development.

7.9.2 County Response to Sector Vision and Mission

COUNTY ASSEMBLIES FORUM (CAF)
P. O. Box 73552 - 00200,
NAIROBI, KENYA

The County has proposed projects, programmes and policies that will attempt to ensure that all areas in the County are supplied with water inside this plan. The water boards and service providers will also ensure water safety in order to reduce incidences of waterborne diseases. The community will be sensitized on basic water treatment in addition to the construction of a water treatment plant at Asembo Bay.

Emphasis will also be made to improve on sanitation and particularly toilet coverage which currently stands at 45 per cent. The community will be sensitized on various methods and the importance of proper waste management. Bondo water project will be expanded to meet the demand of the increasing population.

7.9.4 Sub-sector Priorities, Constraints and Strategies

Table 59 : Priorities, Constraints and Strategies in Water, Irrigation and Environment

Sub-sector	Priorities	Constraints	Strategies
Water	Improve access to and quality of water and sanitation services	Limited human resource capacity Inadequate funds Inadequate transport equipments High river pollution levels High cost of electricity	Preparation of county development master plan Operation and maintenance of existing water and sanitation facilities Rehabilitation/Augmentation of existing water schemes/facilities Construction of new water and sanitation systems Capacity building for personnel Conservation of water catchment areas Conversion of pumping to gravity systems
Environment	Improve the efficiency in the implementation of environment related laws and policies.	-Inadequate funds -low level of community awareness on environmental laws and regulations -Low human resource capacity -Non Existence of CEAP	-Preparation of County Environment Action Plan (CEAP) -Regular Inspections of development projects Capacity building communities on environment on environmental laws and regulations

Sub-sector	Priorities	Constraints	Strategies
	Enhance environmental conservation and control degradation	-Non Existence of CEAP -Inadequate funds for coordination. -Uncompleted Yala swamp Management Plan -Non-existence of designated legal dumping /landfill sites	-Enforcement the compliance of the existing environmental laws and regulations. -Community Education on the existing environment regulations -Completion and subsequent implementation of the Yala Swamp Environment Management Plan -Acquisition of land for designated dumping and sewerage sites
Irrigation	Increase agricultural production through irrigated agriculture	Inadequate human resource capacity Low funding levels	Expand area under irrigated agriculture and its associated infrastructure Hire and train more irrigation staff
	Increase efficiency of water use in the irrigation schemes	Low knowledge levels in the use of irrigation infrastructure Limited knowledge in the use of modern irrigation methods	Capacity building farmers on efficient use of irrigation infrastructure Promote the use of modern irrigation methods
Forest	Increase and conserve area under tree cover in the county	Poor land and tree tenure Conflict of interest among the stakeholders (conflicting government policies) Political interference Inadequate human capacity Natural calamities Inadequate finance Shortage of vehicles Poor infrastructure	Create a tree resource inventory Promote Agro-forestry Intensify afforestation Recruitment of forest scouts Forest service infrastructure development
	Increase forest products	Conflict of interest among the stakeholders (conflicting government policies) Political interference Inadequate human capacity Natural calamities Limited Finances	Promote agroforestry Sensitization communities on climate change and afforestation Recruitment of forest scouts Forest service infrastructure development
	Improve the quantity and quality of water		Enhance the protection of water tower

COUNTY ASSEMBLIES FORUM (CAF)
P. O. Box 73552 - 00200,
NAIROBI, KENYA

COUNTY ASSEMBLIES FORUM (CAF)
P. O. Box 73552 - 00200,
NAIROBI, KENYA

7.9.5 On-going Projects/Programmes

Table 60: Ongoing Projects/Programmes in Water, Irrigation and Environment

Project Name Location/Division/Constituency	Objectives	Targets	Description of Activities
Forestry			
Afforestation	To increase county forest cover	12% forest cover	Tree planning Promotion of tree planning schemes and programmes Establishment of private forestry Afforestation of 25 hacters of hilltop areas -Mobilization and sensitization
Reservation of County forest lands	To determine % tree cover Enhance surveillance and protection of forest resources	To reach 12% forest cover To map 4o% of forest resources mapped	Tree resource survey to be carried out Initiating and Mapping of County forest resource Preparation of county forest inventory equipment Collection Satellite images, Aerial photos and maps Recruit 21 forest rangers and 30 scouts Enforcement of forestry legislation
Forest service infrastructure development	To improve service delivery	7 offices 16 tree nurseries 3 model nurseries 9 motor bikes 7 vehicle 8 ICT equipment	Construction of 7 forest offices Establishment of 19 tree nurseries including 3 model nurseries Procurement of transport and ICT equipments

Environmental Education and Awareness	To create awareness To promote school greening	increase community awareness by 20% 64 schools	-Road shows -Field days -Trade fair -Radio programmes -County shows -Tree planting launches - demonstrations -Formation of environmental clubs -Trainings teachers, patrons and children -Demonstration plots
Catchment Protection programme	To rehabilitate degraded catchment areas	3 hectares per year	-Tree planting -Promotion of regeneration - Fencing
Agro-forestry programme	To protect catchment To increase tree cover Climate amelioration and beautification	train 36 TOT and establish demonstrating farms 6 business men trained on tree planting 18km of roads covered by avenue trees Train 6 farmers per County on agroforestry	Training of trainers and demonstrating in the farms Train businessmen on tree planting micro enterprise -Riverine planting -Undertake roadside planting -organize training and excursions -participate in trade fares - Arboreta Etablish6ment -Etablish6ment of park Etablish6ment of botanical gardens
Irrigation			
Nyambonia irrigation project (Ugunja Division, Ugunja Constituency)	Increase area under irrigated farming through drip irrigation system	-1 green house -1 acre open drip system	-install 1 medium size green house - install an open drip system covering 1Ha.
Kanyabonyo irrigation project (South Gem, Wagai, Gem)	Increase area under irrigated farming through drip irrigation system		- install pumping system - construct water supply system - install water application hydrants
Alwala Irrigation Project (south Sakwa, Nyang'oma, Bondo)	Increase area under irrigated farming through drip irrigation system	-46Ha	- install pumping system - construct water supply system - install water application hydrants
Nyangera Irrigation	Increase area under irrigated farming	70Ha.	-construct 2No. pump houses

COUNTY ASSEMBLIES FORUM (CAF)
P. O. Box 73552 - 00200,
NAIROBI, KENYA

Project (West Imbo, Usigu, Bondo)	through drip irrigation system		-purchase and install 2 pumping units -construct 2No., 100m^3 water storage tanks - construct water supply system - install water application hydrants
OmiaMwalo Youth Group (WestAsembo,Rarieda)	Increase area under irrigated farming through drip irrigation system	20ha	- install pumping system - construct water supply system - install water application hydrants.
Water			
Bondo-Siaya Water and Sanitation Project	To provide clean safe and adequate water and improved sanitation services	15,000 more peopled access water	-Laying of water pipeline for 45km -Construction of conventional treatment works -construction of two sewerage treatment works -Laying of 20km sewer lines -Construction of four water reservoirs, water kiosks and abolition blocks.
Uranga-LIhanda Water project	To provide clean, safe and adequate water	9,000 more people access water	-Laying of pipelines -Construction of two reservoirs, two water kioksks, -Construction of intake works and pump house -Provision of pumping units
Romnwa Community Water Project	To provide clean, safe and adequate water	15,000 more people access water	-Laying of pipelines -Construction of two reservoirs, four water kiosks, -Construction of intake works and pump house -Provision of pumping units -Construction of composite filtration units
Kanyaboli Community Water Project	To provide clean, safe and adequate water	20,000 more people access water	-Laying of pipelines -Construction of two reservoirs, six water kiosks, -Construction of intake works and pump house -Provision of pumping units -Provision of partial water treatment

COUNTY ASSEMBLIES FORUM (CAF)
P. O. Box 73552 - 00200,
NAIROBI, KENYA

7.9.6 New Project Proposals

Table 361 : New Project Proposals in Water, Irrigation and Environment

COUNTY ASSEMBLIES FORUM (CAF)
P. O. Box 73552 - 00200,
NAIROBI, KENYA

Project Name Location/Division/ Constituency	Priority ranking	Objectives	Targets	Description of activities
Meteorology				
Modernization of Meteorological Services	1	Improve quality of weather observations and forecasting.	Improve meteorological infrastructure in the county by 50%	Procurement and installation of 30 manual/Automated rain gauges for all the ecological zones Acquisition of land and Construction of weather/climate centre & county HQS Siaya Procure and install 2 fixed bouys in lake Victoria Procure and install one Upper air unit Recruit , train, and enhance expertise skills competence for met personnel
Automatic weather stations (AWS)and self-recording Rain Gauges ATC siaya, Odera kang'o , Chianda, Ukwala Yala Bondo, Kadenge, Ugunja	2	-To Develop Meteorological Infrastructure in the County By 50% and dissemination of weather information	Develop Meteorological Infrastructure in the County By 50%	Procure and install 30 Self recording rainfall stations -Procure and install 6 automated weather stations and self-recording rain guages
Establishment of Synoptic stations In every ecological zone	3	-To Develop Meteorological Infrastructure in the County By 50% and dissemination ,of weather	Generation of data .	install 6 Synoptic weather stations in all the six sub counties. Procure instruments for Observations Forecast generation and archive

RANET STATION AlegoUsonga/Siaya Township	4	Generate and Disseminate timely weather/climate information	Develop Meteorological Infrastructure in the County By 50% and dissemination ,of weather	Procurement and Installation 1 fully equipped RANET station -procure a Motor vehicle to reach the instruments so that they can be reset. Acquire electronic instruments of communication
Irrigation				
Ahono Valley Irrigation project (East Gem,Yala,Gem)	1	Increase area under irrigated farming through drip irrigation system	5Ha.	-install 1No. green house - install an open drip system covering 5Ha.
Focal Area irrigation project (UgunjaDivision,Ugunja Constituency)	2	Increase area under irrigated farming through drip irrigation system	25Ha	- install pumping system - construct water supply system - install water application hydrants -Construct 100m^3 masonry tank
Jora Irrigation Project (East Imbo,Usigu,Bondo)	3	Increase area under irrigated farming through open channel irrigation system	50Ha.	-construct 1No. Pump house. -purchase and install 1 pumping unit. -construct 1No.,100m^3 water storage tanks - construct water supply system
Aram Irrigation Project (South Asembo, Rarieda Constituency)	4	Increase area under irrigated farming through open channel irrigation system	20Ha	-construct 1No. Pump house. -purchase and install 1 pumping unit. -construct 1No.,100m^3 water storage tanks - construct water supply system
Water				
Pipeline extension and expansion	1	To increase access to clean and safe water	Project to cover 500 km length	Laying pipes Replacing extending pipelines of between 10" – $1^1/_2$"
Rehabilitation and augmentation of pumping units	2	To increase water production To enhance security To improve water quality	Six pumps Two laboratories	Installation of pumping unit Installation of high efficiency low lift and high lift pump sets + electric panels Installation of water laboratory equipment (set)

COUNTY ASSEMBLIES FORUM (CAF)
P. O. Box 73552-00200,
NAIROBI, KENYA

				Equiping the existing one Provision of lighting systems at all water installations
Water Metering	5	To minimize the quantity of (UFW) Unaccounted For Water	reduce UFW from 65% to 50%	procurement and installation of master, zonal and consumer meters
Construction of valve chambers	6	To regulate water supply	100 valve chambers	Construction of the valve chambers and installation of fittings Installation of air valves
Construction of water storage facilities	4	To improve storage and balance pressures	50 Tanks 30 water pans 1 dam	Construction of a 300m3, 225m^3, 100m3 and 50m3 masonry and reinforced concrete and elevated steel tanks Rehabilitation of existing and construction of new water pans and dams
Construction of sanitation facilities	3	To improve sanitation services	5 sewerage systems	Establish sewerage systems in growing market centres of Yala, Ugunja, Sega, Usenge, Aram.
Ground water resource development	7	To improve access and quality of water	100 shallow wells 30 springs 20 boreholes	Drilling of boreholes Spring water protection Construction of shallow wells

COUNTY ASSEMBLIES FORUM (CAF)
P. O. Box 73552 - 00200,
NAIROBI, KENYA

7.9.7 Strategies to mainstream cross cutting issues in the Water, Environment and Irrigation Sector

This sector is directly affected by population pressure. Even though population growth rate seems low, the demand on water resources and environment has increased on geometric progression. Therefore, the sector will take prompt measures in harvesting water resources, improving sanitation in the county by putting in place a modern sewerage system able to serve the growing urban population and undertaking rehabilitation activities to improve the environment.

The county's population is largely rural with women forming almost 70 per cent of the population in the rural areas. The main economic activity in the county is subsistence agriculture where mostly women are involved and form 80 per cent of the farm work force. Women also bear the burden of travelling long distances to fetch water. In the process, they have also been pushed to exploiting water resource and environmental resource beyond the limits. Gender mainstreaming involves efforts to sensitize men on issues of environment, water and sanitation through planting high value trees and woodlots to reduce the effects of agriculture on environment. Value addition at the same time continues empowering women through provision of demand driven extension services.

COUNTY ASSEMBLIES FORUM (CAF)
P. O. Box 73552 - 00200,
NAIROBI, KENYA

7.10 Public Administration and Governance Sector:

This sector recognizes principles of devolution and the rule of law according to the constitution of Kenya 2010 and the County government Act 2012. Security under this sector **is paramount** and a major indicator to development.

7.10.1 Sector Vision and Mission

Vision: A secure, just, cohesive, democratic accountable, transparent and conducive environment for a globally competitive and prosperous Kenya.

Mission: Ensuring effective and accountable leadership to promote a just, democratic and environment and establishes strong governance institutions to empower citizens for the achievement of socio-economic and political development.

7.10.2 County Response to Vision and Mission

To respond to the above vision and mission, the County will strive to create a conducive environment in order to allow for smooth delivery of state services and for its population and other investors alike to fully engage in productive processes. In particular, efforts will be put in to ensure law and order, speedy processing of business requirements such as licensing, access to justice and strengthening good governance. The administration through the Development Committees will ensure that the facilities, e.g. roads, telephone, education, health are well maintained and improved so as to meet the requirements of the community. Efforts are also in place to ensure judicious use of Public funds.

In view of the challenges faced by the Siaya County namely, poor infrastructure, lack of adequate equipment to fight crime, poor collection of revenue, cross boarder conflicts, amongst others, the sector has an importance role to play to ensure that proper governance and administrative structures are speedily set up in compliance with the Constitution of Kenya 2010 and other enabling legislations.

Amongst the measures that have been proposed in this plan are the establishment of sub County ward, and village management units (VMU) through Legislation. This will be undertaken by the executive and will be approved by the County assembly as required by the law before becoming operational.

Priority has also been given to disaster management through provision of fire fighting machines and rescue. To enhance security of Kenyan fishermen within lake Victoria, the County proposes to establish ground security and Marine patrols necessary on fishing grounds. This is aimed securing thee sector which contributes greatly to the County and national economy.

7.10.4 Subsector Priorities, Constraints and Strategies

Table 37 : Priorities, Constraints and Strategies in Public Administration and Governance

Sub-sector	Priorities	Constraints	Strategies
Public Service board	Enhance succession management Enhance the provision of skilled effective and effective workforce	Staff stagnation Inadequate funds for recruitment Lack of organization structures for the county	Construction of the needs assessment tools Assessments by use of questionnaires, interviews and observation Benchmarking both internally and externally with other institutions

	Reduction of the county wage bill	government departments	(countries such as Nigeria Canada(RRI), South Africa, Counties and Commissions) Sensitizations through public meetings Capacity building and trainings (inductions, workshops, conferences, classroom trainings, mentorships, distant learning through IT system etc.) Undertake research on and domesticate best HR management practices Undertake stakeholder consultative meetings on staff welfare issues Merging of roles that are interrelated and interlinked for efficient and effective service delivery
Governance and public administration	Crime rate reduction in the County	Inadequate Human Resource Capacity Lack of a county policing authority and security unit	Enhancing good public relationship between the police and the public Improving the working conditions of the police Establishment of a county security unit and Policing Authority Establishment of a County Security Fund
	Enhance quality in service delivery	Slow pace of transition to devolved system of governance Unoperationalized county government organizational structure	Construction of County government offices Establishment of county press and county gazette Formulation of county government organization structure cascaded to the village level

COUNTY ASSEMBLIES FORUM (CAF)
P. O. Box 73552 - 00200,
NAIROBI KENYA

7.10.5 On Going Projects

Table 38 : Ongoing Projects in Public Administration and Governance

Project Name **Location, Division, Constituency**	**Location**	**Objectives**	**Targets**	**Description Of Activities**
Governance and Public Administration				
Community policing	County wide	To reduce crime rate in the County To enhance good public relationship between the	To reduce crimes by 20 to 30 per cent	Formation of community security committees Undertaking joint patrols between police and members of the community Holding joint Barazas

		police and the public		Procurement and supply of motorcycles to the community security committees Undertaking capacity building of the community security committees
County Public Service Board				
Recruitment and Placement	County wide	To enhance succession management To provide skilled efficient and effective workforce	Ensure that all establishments are filled	Undertake Job description adjustments Designing and approving government organization structure Identification of staffing needs Management of staffing issues (promotion, transfers, deployment or re-designation, stagnations, natural attrition e.g. death, retirement) Preparation of periodic staff returns

COUNTY ASSEMBLIES FORUM (CAF)
P. O. Box 73552 - 00200,
NAIROBI, KENYA

7.10.6 New Project Proposals

Table 39 : New Project Proposals in Public Administration and Governance

Project Name **Location, Division, Constituency**	**Priority**	**Objectives**	**Targets**	**Description Of Activities**
Governance and Public Administration				
Ndeda island AP post (marine base)	1	To reduce maritime crime rate in lake Victoria and its environs	One functional AP marine base	Preparation of bills of quantities Tender award and construction
County Police Commandants Office	2	To improve of effectiveness and efficiency of security service delivery	Two complete office blocks	Preparation of Bills of Quantities Tender award and construction
AP housing	3	To improve the living conditions of officers.	400 housing units	Construction of AP houses in bondo. I. Sub County headquarter II. Maranda div headquarters III. Kapiyo AP post IV. Nyangoma div headquarters V. Amoyo AP post

				VI. Ndeda island VII. Usigu div headquarters III. Nyamonye AP post IX. Uhanya AP post X. Usenge AP post 2.Construction of houses in Ugunja sub-County I. Simenya AP post II. Mandugu AP post III. Mbosie AP post IV. Okwako AP post V. Ruwe AP post VI. Tingare AP post VII. Sigomre div HQs 3.Construction of AP Houses in Ugenya sub-County headquarters 4. Construction of AP Houses in Gem sub-County headquarters 5. Construction of AP Houses in Rarieda sub-County headquarters 6. Construction of AP Houses in Siaya sub-County headquarters
Public Service Board				
Staff Trainings	1	To enhance productivity of the hired workforce To enhance the relevance and reliability of the workforce	All staff to attend at least a ten day training per year	Undertaking training needs assessments and productivity analyses Sourcing for funds for staff training Collaborating with training institutions on the development of appropriate training curriculum
Staff welfare programm	2	To improve Human resource welfare	Insure all county employees Ensure all employees are members of at least one social protection scheme (NHIF, NSSF)	Provision of general insurance to staff Workload analysis and remuneration reviews Capacity and team building Development of scheme of service for employees

COUNTY ASSEMBLIES FORUM (CAF)
P. O. Box 73552 - 00200,
NAIROBI, KENYA

7.10.7 Flagship Projects

Table 40 : Flagship Projects in Public Administration and Governance

COUNTY ASSEMBLIES FORUM (CAF)
P. O. Box 73552 - 00200,
NAIROBI, KENYA

Project Name Location, Division, Constituency	Objectives	Targets	Description Of Activities
Governors' office block	To provide office accommodation for county government headquarters	One office block established	Preparation of Bill of Quantities Tender, award and Construction
Disaster Management and response unit	To provide a centralised disaster management response unit	Disaster management and response unit established. 35 per cent reduction in high frequency disasters. 10 per cent reduction in disasters that have low warning potential.	Formulate policies on disaster risk reduction Response to early disaster warning
Siaya County Government Press	To increase efficiency in the dissemination of public information	A complete and functional County Government Press established	Procurement , installation and commissioning of Press infrastructure Establishment of the Siaya County Gazette

7.10.8 Strategies to mainstream cross cutting issues in Public Administration and Governance.

The sector plays a coordination and supervisory role in the County mainly by ensuring gender balance in all coordinating committees and in all job recruitments. The people with disabilities will also be represented in all the development committees to ensure that special needs are addressed in addition to embracing disability friendly voting systems.

The sector is expected to play a leading role on environmental conservation by rallying all other sectors to effectively implement policies that will ensure environmental sustainability as well as mainstreaming of other cross cutting issues

COUNTY ASSEMBLIES FORUM (CAF)
P. O. Box 73552 - 00200,
NAIROBI, KENYA

CHAPTER EIGHT

IMPLEMENTATION, MONITORING AND EVALUATION MATRIX

8.0 Introduction

This chapter presents the monitoring and evaluation framework that will be used at the County level to track progress on implementation of projects and programmes. An indicative matrix should has been developed detailing projects and programmes, costing, implementing agencies as well as monitoring tools and indicators.

8.1 Roads

Table 41 : Implementation, Monitoring and Evaluation Matrix on Roads

Project name	Cost Estimate (ksh)	Time frame	Monitoring indicators	Monitoring tools	Implementing Agency	Source of funds	Implementation Status (%)
Ongoing projects							
Bondo-Misori road (Siaya County)	2.3billion	36 months	No. of km tarmaced	Design manuals Profile template	KeRRA KeNHA	County Gov. National Gov. Donors	99(%)
Siaya – Nyadorera (Siaya County)	2 billion	36 months	No. of km tarmacked	Design manuals Profile template	KeRRA KeNHA	County Gov. National Gov. Donors	5(%)
Bondo-Siaya – Rangala (Siaya County)	1.8 billion	36 months	No. of km tarmacked	Design manuals Profile template Reports	KeRRA KeNHA	County Gov. National Gov. Donors	80(%)
REA project (Siaya County)	200 million	12 months	No. of transformers installed	Design manuals Profile template	kplc	County Gov. National Gov.	40(%)

Project name	Cost Estimate (ksh)	Time frame	Monitoring indicators	Monitoring tools	Implementing Agency	Source of Funds	Implementation Status (%)
						Donors	
Misori jetty (Siaya County)	5 million	8 months	No. of jetties constructed	Design manuals Profile template Reports	KeRRA KeNHA	County Gov. National Gov. Donors	95(%)
Proposed projects							
Akala - Lwanda	1.8 billion	36 months	No. of kms tarmacked	Design manuals Profile template	KeRRA KeNHA KuRA County Gov.	County Gov. National Gov. Donors	To Begin
Bondo-Uyawi-Liunda	2.2 billion	36 months	No. of km tarmacked	Design manuals Profile template	KeRRA KeNHA KuRA County Gov.	County Gov. National Gov. Donors	To Begin
Ugunja - Nyadorera	2.8 billion	36 months	No. of km tarmacked	Design manuals Profile template	KeRRA KeNHA KuRA County Gov.	County Gov. National Gov. Donors	To Begin
Kaelija – kalandin	1 billion	36 months	No. of km tarmacked	Design manuals Profile template	KeRRA KeNHA KuRA County Gov.	County Gov. National Gov. Donors	To Begin
Daraja Imbo – Siaya-Uludhi - Madeya	4.2 billion	36 months	No. of km tarmacked	Design manuals Profile template	KeRRA KeNHA KuRA County Gov.	County Gov. National Gov. Donors	To Begin
Gravel earth road		48 months	No. of km gravelled	Design manuals Profile template	County Government	County Government	To Begin

COUNTY ASSEMBLIES FORUM (CAF)
P. O. Box 73552 - 00200,
NAIROBI, KENYA

Project name	Cost Estimate (ksh)	Time frame	Monitoring indicators	Monitoring tools	Implementing Agency	Source of funds	Implementation Status (%)
Open up new earth roads		48 months	No. of Km/ new roads opened up	Survey reports Design manuals Profile template	County Government	County Government	To Begin
Increased access to electrical power	4 billion	2013/2017	No of transformers installed No of households connected	Quarterly and annual reports	CG REA Kenya Power	CG Donors	To begin
Promote use of solar power	1 billion	2013/2017	No of solar powered masts No of trading centres connected	Quarterly and annual reports	CG	CG Donors	To begin
Feasibility study on Rail line extension	100M	2015/2017	Reports	Quarterly and annual reports	CG Kenya Railway	CG Donors	To begin

COUNTY ASSEMBLIES FORUM (CAF)
P. O. Box 73552 - 00200,
NAIROBI, KENYA

8.2 Lands Physical Planning and Housing

Table 42 : Implementation, Monitoring and Evaluation Matrix on Lands, Physical Planning and Housing

Project name	Cost estimates (Kshs.) in Millions	Time frame	Monitoring indicators	Monitoring tools	Implementing agency	Source of funds	Implementation status
Housing Sub sector							
Scheme loans to develop	180M	2013/2014 - 2017/201	No. of housing units	Progress and site meeting	Housing Dept	CGS	On going

housing units		8	developed	reports			
Civil servants Housing schemes	700M	2013/ 2018	No. of housing units developed	Progress and site meeting reports	Housing Dept	CGS/NG	To begin
Maintenance of Government houses	112M	2013/ 2018	No. of houses maintained	Progress reports	Housing Dept	CGS	To begin
Acquisition of title for Government houses	244.88 M	2013/ 2018	No. of title deeds acquired	Progress reports	Housing Dept	CGS	To begin
Development and equipping ABT Centre	66M	2013/ 2018	No. of Centres established and equipped	Progress reports	Housing Dept	CGS	To begin
Policy formulation to encourage investment in housing	2M	2014/ 2016	Policy in place	Policy	Housing Dept	CGS	To begin
PHYSICAL PLANNING							
Siaya Town Integrated Development Plan	150M	2012/2015	Final Integrated Development Plan	Thematic maps Reports Minutes for stakeholders meetings	Physical Planning and Kenya Municipal Programme	Kenya Municipal Programme	40%
Establishment of County GIS laboratory	24M	2014	GIS laboratory established.	Tender documents Reports	Physical Planning Dept	CGS	To begin
County Spatial Plan	200M	2014/ 2018	Final County Spatial Plan	Notice of Intention to plan advertisement Reports	Physical Planning Dept	CGS	To begin
Integrated development	90M	2014/ 2018	Number of Integrated	Reports	Physical Planning	CGS	To begin

COUNTY ASSEMBLIES FORUM (CAF)
P. O. Box 73652 - 00200,
NAIROBI, KENYA

plans for Bondo and Usenge			Development Plans		Dept		
Physical Development plans for prioritised Market centers (Yala, Ukwala, Akala, Ndori, LuandaKotieno)	70M	2014/ 2018	Number of Integrated Development Plan	Minutes of stakeholders meeting Progress Reports	Physical Planning Dept	CGS	To begin
Action plans for environment, Beaches and Market stalls	100M	2013/ 2018	Number of plans	Minutes of stakeholders meeting Progress Reports	Physical Planning Dept	CGS	To begin
Sensitization on Physical Planning Act in all 30 Wards	5.2M	2013/ 2018	No. of sensitization meetings held	Minutes	Physical Planning Dept	CGS	To begin
SURVEY							
Finalisation of administrative boundaries within the county	20M	2013/ 2017	No of administrative units determined	Progress reports	Survey Dept	CGS	To begin
Survey of unutilised public land	5M	2013/ 2017	No. of plots surveyed	Progress report	Survey Dept	CGS	To begin
Computerisation of Survey records	30M	2013/ 2018	No of machines procured	Progress reports	Survey Dept	CGS	To begin
LAND ADJUDIDATION							
Community Land Demarcation and Survery Programme (Nyadorera 'C' Aduwa Hill, Akara Hill,		2013/ 2018	Number of hectares /islands demarcated and Surveyed	Progress and site meeting reports	Land Adjudication Dept	CGS	To begin

COUNTY ASSEMBLIES FORUM (CAF)
P. O. Box 73552 - 00200,
NAIROBI, KENYA

Usenge Hill, Got Abiero Hill, Odiado Hill Mageta, Ndenda and Oyamo Islands,Yala Swamp.)							
Survey and registration of Group ranches		2013/ 2018	Number of ranches surveyed and registered	Progress and site meeting reports	Land Adjudication Dept	CGS	To begin
Training and capacity building for County adjudication committee and arbitration board members	10M	2013/ 2018	No. of sub-County arbitration board members trained	Progress reports	Land Adjudication Dept	CGS	To begin
LANDS							
Modernisation of land registries	75M	2013/ 2018	No. of Equipments Purchased	Progress reports	Lands	CGS	To begin
Audit of public land in the County	3M	2013/ 2018	No.of parcels identified	Progress reports	Lands	CGS	To begin
Valuation rolls	10M	2013/ 2018	No. of Valuation rolls prepared	Valuation roll report	Lands	CGS	To begin

COUNTY ASSEMBLIES FORUM (CAF)
P. O. Box 73552 - 00200,
NAIROBI, KENYA

8.3 Education, Youth, gender, social services, culture and Sports

Table 43 : Implementation, Monitoring and Evaluation Matrix on Education

Project Name	Cost Estimate (Kshs. In M)	Time Frame	Monitoring indicators	Monitoring tools	Implementing agency	Source of funds	Implementation status
SOCIAL SERVICES DEPARTMENT							
Establish consolidated social protection fund in	720	2013-2017	One consolidated social protection	Progress reports	Social Services	CGS	On going

the County			fund established		Dept		
Establish a network of integrated management information system for vulnerable households	17.5	2013-2017	Network of integrated management information system established	Progress reports	Social Services Dept.	CGS	To begin
Establish one vocational rehabilitation center in the County	25	2013-2017	No. of vocational rehabilitation center established	Progress and site meeting reports	Social Services Dept.	CGS	To begin
Establish 6 sheltered workshops for the disabled	20	2013-2017	No.of sheltered workshops for the disabled established	Progress and site meeting reports	Social Services Dept.	CGS	To begin
Capacity building for disability program leaders/organizers in 30 wards	9	2013-2017	Capacity building for disability program established No.of wars reached	Progress reports	Social Services Dept.	CGS	On going
Enactment and implementation of disability Act 2003 in the County	2.5	2013-2017	Disability Act 2003 enacted and implemented	Progress reports	Social Services Dept.	CGS	To begin (Cascade)
Enforcement of disability barrier-free environment	2.5	2013-2017	Disability barrier-free environment enforced	Progress reports	Social Services Dept.	CGS	To begin
Policy on affirmative action on PWDs	2.5	2013-2017	Cascaded Affirmative action on PWDs	Progress reports	Social Services Dept.	CGS	To begin (Cascade)
Establish disability fund	25	2013-2017	Established disability fund	Progress reports	Social Services Dept.	CGS	On going
Printing of group registration certificates	5	2013-2017	Group registration certificates printed	Progress reports	Social Services Dept.	CGS	To begin
Capacity build groups and stakeholders in organizational development	9	2013-2017	Groups and stakeholders capacity built in organizational development	Progress reports	Social Services Dept.	CGS	On going

COUNTY ASSEMBLIES FORUM (CAF)
P. O. Box 73552 - 00200,
NAIROBI, KENYA

Establish community initiative grant	50	2013-2017	Established community initiative grant	Progress reports	Social Services Dept.	CGS	To begin
Goods and services and procurement Maintenance of office equipment	25	2013-2017	Goods and services and Maintenance of office equipment procured	Progress reports	Social Services Dept.		Ongoing
GENDER DEPARTMENT							
Gender mainstreaming in policies and programmes in the County	2.5	2013-2017	Gender mainstreamed in policies and programmes	Progress reports	Gender Dept.	CGS	Cascade
Establish women enterprise fund	250	2013-2017	Established women enterprise fund	Progress reports	Gender Dept.	CGS	To begin
Establish mentorship programmes	30	2013-2017	Established mentorship programmes	Progress reports	Gender Dept.	CGS	To start
Establish gender stakeholders forum	2.5	2013-2017	Established gender stakeholders forum	Progress reports	Gender Dept.	CGS	To start
CHILDREN DEPARTMENT							
Systems in care and protection of children in the County	8.25	2013-2017	Established Systems in care and protection of children	Progress reports	Children Dept.	CGS	To start
Area advisory council	5	2013-2017	established Area advisory councils	Progress reports	Children Dept.	CGS	To start
recruitment of volunteer children officers	6	2013-2017	No. of recruited Volunteer children officers	Progress reports	Children Dept.	CGS	To start
functional child protection systems	10	2013-2017	Established Child protection systems	Progress reports	Children Dept.	CGS	To start
Social protection	850	2013-2017	Established Social protection	Progress reports	Children Dept.	CGS	To start
Institutional care services for children	2.5	2013-2017	Established Institutional care services for children	Progress reports	Children Dept.	CGS	To start

COUNTY ASSEMBLIES FORUM (CAF)
P. O. Box 73552 - 00200,
NAIROBI, KENYA

Establish one statutory institution in the County	26	2013-2017	Established One statutory institution	Progress reports	Children Dept.	CGS	To start
YOUTH AND SPORTS DEPT							
Construction of youth empowerment Centers	50 millio	2013-2017	Number of Youth empowerment centers	Progress reports Minutes of site meeting	Youth Dept.	CGS	On going
Revive youth polytechnics	649	2013-2017	No. of Youth polytechnics revived	Progress reports Site meeting reports	Youth Dept.	CGS	On going
Construction of youth polytechnics (one per ward)	300	2013-2017	No. of youth polytechnic established.	Progress and site meeting reports	Youth Dept.	CGS	On going
recruit 118 instructors for the youth polytechnics	70	2013-2017	No. of instructors for the youth polytechnics recruited	Progress reports	Youth Dept.	CGS	To start
o facilitate the development of youth SACCOs in every sub-County	5	2013-2017	No. of Youth SACCOs established	Progress reports	Youth Dept.	CGS	To start
Ttrees for jobs programmes	150	2013-2017	No. of trees planted	Progress and site meeting reports	Youth Dept.	CGS	On going
Intensify campaign against/control of drug supply agents.	5	2013-2017	Intensified Campaign against/control of drug supply agents	Progress reports	Youth Dept.	CGS	On going
Rehabilitation/development of sports facilities in the County	350	2013-2017	No. of sports facilities rehabilitated	Progress reports Site minutes	Sports Dept.	CGS	On going
Setting up and construction of County youth academies for sports.	36	2013-2017	No. of County youth academies for sports established	Progress reports	Sports Dept.	CGS	To start
Establishment of a sports lottery fund.	15	2013-2017	Established A sports lottery fund	Progress reports	Youth Dept.	CGS	To start
Establishment youth	450	2013-	No. of Youth	Progress	Sports	CGS	To start

COUNTY ASSEMBLIES FORUM (CAF)
P. O. Box 73552 - 00200,
NAIROBI, KENYA

sports centres at ward level		2017	sports centres established	reports	Dept.		
Annual inter-sub-County sports competitions	90	2013-2017	Annual inter-sub-County sports competitions established	Progress reports	Sports Dept.	CGS	On going
Inter-youth competitions	90	2013-2017	Established Inter-youth competitions	Progress reports	Sports Dept.	CGS	On going
Paraplegic sports	30	2013-2017	Established Paraplegic sports	Progress reports	Sports Dept.	CGS	To start
Senior football clubs	25	2013-2017	No. of Senior football clubs established	Progress reports	Sports Dept.	CGS	To start
Train youth out of school on necessary skills for life	30	2013-2017	No. of out of school Youth trained	Progress reports	Youth Dept.	CGS	On going
Establish a youth enterprise fund within the County	36	2013-2017	No. of County youth enterprise established	Progress reports	Youth Dept.	CGS	To start
Capacity building for quality service plan	180	2013-2017	No. of Staff capacity built	Progress reports	Youth Dept.	CGS	To start
Construct and equip offices	150	2013-2017	No. of Offices Constructed and equipped	Progress and site meeting reports	Youth Dept.	CGS	To start
Purchase motor vehicles	27	2013-2017	No. of Motor vehicles procured	Progress reports	Youth Dept.	CGS	To start
PERFORMING ARTS DEPT							
Provision of policy and regulatory framework for the performing arts industry	50	2013-2017	Formulated Policy and regulatory framework for the performing arts industry	Progress reports	Performing Arts	CGS	On going
Establishment of County performing arts Development fund	50	2013-2017	Established County performing arts Development	Progress reports	Performing Arts	CGS	To start

COUNTY ASSEMBLIES FORUM (CAF)
P. O. Box 73552 - 00200,
NAIROBI, KENYA

			fund				
Construction of cultural centres and galleries in all sub-counties in the County	500	2013-2017	No. of Cultural centres and galleries established	Progress and site meeting reports	Performing Arts	CGS	To start
kills development in the cultural creative industry sector	50	2013-2017	No. of artists trained	Progress reports	Performing Arts	CGS	To start
enactment of siaya County language committee	25	2013-2017	County language committee enacted	Progress reports	Performing Arts	CGS	To start
Provide policy, legal and institutional framework to guide the cultural sector	50	2013-2017	Formulated Policy, legal and institutional framework to guide the cultural sector	Progress reports	Performing Arts	CGS	To start
EDUCATION DEPT.							
Construction and equipping of 200 ECDE classrooms	160	2013-2017	No. of ECD classrooms constructed and equipped	Progress and site meeting reports	Education	CGS	To start
ECDE teachers recruitment programme	840	2013-2017	No. of ECDE teachers recruited	Progress reports	Education	CGS	To start
Education Staff recruitment programme	504	2013-2017	No. of Education Staff recruited	Progress reports	Education	CGS	To start
School health and Nutrition programme	75	2013-2017	One School health and Nutrition programme developed	Progress reports	Education	CGS	To start
support with ECD teaching/learning materials	35	2013-2017	Procured ECD teaching/learning materials	Progress reports	Education	CGS	To start
Capacity Building for ECD service providers	10	2013-2017	No. of ECD service providers capacity built	Progress reports	Education	CGS	To start
Transport programmes	20	2013-2017	Developed Transport programmes	Progress reports	Education	CGS	To start
Expansion, construction, rehabilitation and equipping of primary and	500	2013-2017	No. of Primary and Secondary schools expanded,	Progress and site meeting	Education	CGS	On going

COUNTY ASSEMBLIES FORUM (CAF)
P. O. Box 73552 - 00200,
NAIROBI, KENYA

secondary schools			constructed rehabilitated and equipped	reports			
Targeted Bursary programme	100	2013-2017	Established Bursary programme	Progress reports	Education		
County University and middle level colleges Programme	10B	2013-2017	Established County University Programme	Progress reports	Education	CGS	To start
Sanitary Towel Programme	25	2013-2017	Number of Girls Retained	Progress Reports	Education	CGS	To Start
Secondary Schools and Middle Level Colleges ICT Programmes	25	2013-2017	Number of Institutions Equiped with Computers	Reports	Education	CGS	To Start
BOMs Capacity Building Programmes	10	2015	No. BOMs Trained	Reports	Education	CGS	To Start

COUNTY ASSEMBLIES FORUM (CAF)
P. O. Box 73552 - 00200,
NAIROBI, KENYA

8.4 Health

Project Name	Cost Estimate (KSh.)	Time Frame	Monitoring Indicators	Monitoring Tools	Implementing Agency	Source of funds	Implementation Status
Renovation and equipping of hospitals	500M	2013-2017	No. of sub county hospitals fully renovated and equipped with functional: i. OPD departments j. A&E department, k. theatre department l. laboratory department, m. Imaging department, n. inpatient wards for pediatrics, medicine and surgery departments, o. maternity and newborn units, p. MCH clinic	Health department Infrastructure database	County Dept. of Health	County government, CDF	Ongoing
County referral hospital rehabilitation unit.	500M	2013-2017	Renovated, fully equipped, and functional a. OPD department b. A&E department c. theatre department d. laboratory department e. Imaging	Health department Infrastructure database	County Dept. of Health	County government, CDF	Ongoing

Project Name	Cost Estimate (KSh.)	Time Frame	Monitoring Indicators	Monitoring Tools	Implementing Agency	Source of funds	Implementation Status
			department f. inpatient wards for pediatrics, medicine and surgery departments g. maternity and newborn units h. MCH clinic i. ICU j. Rehabilitation Unit k. Renal Unit l. specialized clinics unit				
Construction and equipping of new primary health facilities	300M	2013-2017	Number of health facilities constructed	Health department Infrastructure database	County Dept. of Health	County government, CDF	Ongoing
oxygen generation plant	50M	2014-2017	Availability of an oxygen generation plant at the county referral hospital	Progress reports	County department of health services	CGS	Not yet started
Capacity building of health care workers	300M	2013-2017	Number of health care workers trained and mentored on various technical modules	Health department Human Resource database	County Dept. of Health	County Government, Development partners	Ongoing
Community Led Total Sanitation	30M	2013-2017	Number Of villages declared ODF	Community Health Services quarterly report	County Dept. of Health	County Government, Development partners	Ongoing
comprehensive school health scale-up programme	50M	2013-2017	Number of schools implementing comprehensive school health program	Community Health Services quarterly report	County Dept. of Health	County Government, Development partners	Ongoing
Model health centres	200M	2013-2017	Number of Model health centres in each ward- Fully equipped facilities with functional outpatient clinics, maternity wings and staff houses)	Community Health services quarterly reports	County Dept. of Health	County Government, Development partners	Not yet started
Community Health Services Scale up	500M	2013-2017	Number of CHWs paid monthly stipend by end of the year Number of Community Unit action days funded each quarter Number of Community Unit dialogue days funded each quarter Number of Community	Community Health Services quarterly report	County Dept. of Health	County government, development partners	Ongoing

COUNTY ASSEMBLIES FORUM (CAF)
P. O. Box 73552 - 00200,
NAIROBI, KENYA

Project Name	Cost Estimate (KSh.)	Time Frame	Monitoring Indicators	Monitoring Tools	Implementing Agency	Source of funds	Implementation Status
			units reporting through a mobile-based CBHIS Number of monthly support supervisory visits made by CHEWs to CUs Number of CUs without stock outs of commodities every quarter Number of CHWs and CHEWs provided with bicycles and motorbikes respectively				
Satellite blood transfusion centre	30M	2014-2017	Existence of a functional fully equipped satellite blood transfusion centre for the county	Health department Infrastructure database	County Dept. of Health	County Government, Development partners	Not yet started
Centralized ambulatory services	500M	2014-2017	Existence of a functional centralized emergency and referral service		County Dept. of Health	County Government	Not yet started
NHIF Mass recruitment	6M	2013-2017	Number of households with NHIF cover	Database county NHIF department	County Dept. of Health	County Government, Development partners	Ongoing
Digitization of revenue collection in county hospitals	1M	2014-2017	Number of county hospitals using mobile money technology for revenue collection	Health department, Health administration quarterly report	County Dept. of Health	County Government, Development partners	Not yet started
Output based (OBF)financing	4M	2014-2017	Existence of Output based (OBF)financing to improve health facility performance	Health department, Health administration quarterly report	County Dept. of Health	County Government, Development partners	Not yet started
Staff recruitment	2.8B	2013-2017	Number of staff(by cadre) recruited annually Staff vacancy rate(per cadre)	Health department Human Resource database	County Dept. of Health	County Government	Ongoing
Equipping of primary health facilities	600M	2013-2017	Number of primary health facilities with fully equipped, functional laboratory department Number of primary health facilities with fully equipped, functional maternity units	Health department Infrastructure database	County Dept. of Health	County government, CDF	Ongoing

COUNTY ASSEMBLIES FORUM (CAF)
P. O. Box 73552 - 00200,
NAIROBI, KENYA

Project Name	Cost Estimate (KSh.)	Time Frame	Monitoring Indicators	Monitoring Tools	Implementing Agency	Source of funds	Implementation Status
			Number of primary health facilities with fully equipped, functional pharmacy department Number of primary health facilities with fully equipped, functional MCH clinic				
Indoor Residual Spraying (IRS)	2.5B	2014-2017	Number of homes done IRS biannually	Malaria program quarterly report	County Dept. of Health	County Government, Development partners	Not yet started
GVRC units and shelters	60M	2014-2017	Number of fully equipped, functional SGBVRC units and shelters in all county hospitals	Health department, curative directorate quarterly report	County Dept. of Health	County government, CDF	Not yet started
Electronic Medical Records	150M	2014-2017	No. of health facilities using EMR system	Progress reports	County Dept. of Health	County government,	Not yet started
County, Teaching and referral hospital	1B	2015-2017	Existence of a County, Teaching and referral hospital	Progress reports Minutes	County Dept. of Health	County Government, Development partners	Not yet started
Construction of incinerators	6M	2014-2017	Number of incinerators constructed	Progress reports Site minutes	County Dept. of Health	County Government, Development partners	Not yet started
Solid waste disposal system	74M	2013-2017	Setting up of a centralised solid waste management system.	Health department Infrastructure database	County Dept. of Health	County Government, Development partners, CDF	Ongoing
Youth friendly centres	150M	2013-2017	Number of functional youth friendly centres in each ward	Health department Infrastructure database	County Dept. of Health	County government, CDF	Not yet started
Hospital health supplies and management system	7B	2013-2017	% of health facilities with stock outs of commodities-pharmaceuticals and non pharmaceuticals	Health department, curative directorate quarterly report	County Dept. of Health	County Government, Development partners	Ongoing
Supply of Electricity to health facilities	5M	2013-2017	Number of health facilities with electricity	Health department, curative directorate	County Dept. of Health	County Government	Ongoing

COUNTY ASSEMBLIES FORUM (CAF)
P. O. Box 73552 - 00200,
NAIROBI, KENYA

Project Name	Cost Estimate (KSh.)	Time Frame	Monitoring Indicators	Monitoring Tools	Implementing Agency	Source of funds	Implementation Status
				quarterly report			
Supply of water to health facilities	20M	2013-2017	Number of health facilities with adequate supply of water	Health department, curative directorate quarterly report	County Dept. of Health	County Government	Ongoing
Transfer centres in urban centres	20M	2014-2018	Number of transfer centres in each urban centre	Progress reports	County Dept. of Health	County Government, Development partners, CDF	Not yet started
Construction of modern damping sites/landfills in each sub-county	20M	2014-2020	Number of modern damping sites/landfills in each sub-county	Progress reports	County Dept. of Health	County Government, Development partners, CDF	Not yet started
Installation of waste collections bins in each urban centres.	10M	2014-2021	Number of waste collections bins in each urban centres.	Progress reports	County Dept. of Health	County Government, Development partners, CDF	Not yet started

COUNTY ASSEMBLIES FORUM (CAF)
P. O. Box 73552 - 00200,
NAIROBI, KENYA

8.5 Agriculture Livestock and Fisheries

Table 44: Implementation, Monitoring and Evaluation Matrix on Agriculture, Fisheries and Livestock Production

Project Name	Cost estimate (Kshs.) in Millions	Time frame	Monitoring indicators	Monitoring tools	Implementing agency	Source of funds	Implementation status
AGRICULTURE							
Multi Strategic Food Reserve	433.01	2013/ 2018	No. of farm input depots constructed	Periodic reports, site meeting reports	CGS	CGS	At inception stage
Subsidized assorted farm inputs	56.41	2013/ 2018	Quantity of assorted farm inputs supplied	Periodic reports,	CGS	CGS	On going
Irrigation Development	2.6B	2013/ 2018	Acerage put under irrigation	Progress reports, Site minutes	CGS	CGS World bank And other partners	At inception stage

Mechanization services	237.95	2013/ 2018	No of farm machineries	Periodic reports,	CGS	CGS	At inception
Water Harvesting	7.2	2013/ 2018	No of water Harvesting Pans available	Periodic reports, site meeting reports	CGS	CGS	Ongoing
Flood Water Control/Mgt	8	2013/ 2018	Conservation & Rehabilitation of water catchments/flood water structures in place	Periodic reports, site meeting reports	CGS	CGS	To begin
Agricultural credit access	2.2	2013/ 2018	No of farmers accessing agriculture	Periodic reports	CGS	CGS	To begin
Pest surveillance/monitoring	9.68	2013/ 2018	Availability of pest surveillance/monitoring	Periodic reports	CGS	CGS	On going
Agricultural Extension services	28	2013/ 2018	No of farmers reached with extension advisory services	Periodic reports	CGS	CGS	To begin
Modernization of Siaya ATC	80	2013/ 2018	No. of Self-contained rooms and conference facilities refurbished and constructed	Progress reports, site minutes	CGS	CGS	New proposal
FISHERIES							
Periodic Monitoring, Control and Surveillance in L. Victoria	8.7846	2013/ 2018	No. of periodic Monitoring, Control and Surveillance activities undertaken	Periodic reports	CGS	CGS	Ongoing
Fisheries Extension services	83.8436	2013/ 2018	No. of fisher folk reached	Periodic reports	CGS	CGS	Ongoing
Fish Processing	80.4	2013/ 2018	No. of ice plants and Fish Land Bandas constructed	Periodic reports, site meeting reports	CGS	CGS	To begin
Fish Multiplication/ Demonstration Centre	22	2013/ 2018	No. of fish multiplication/demonstration centre developed No. assorted fish pond inputs purchased	Periodic reports, site meeting reports	CGS	CGS	To begin
LIVESTOCK PRODUCTION DEPARTMENT							

COUNTY ASSEMBLIES FORUM (CAF)
P. O. Box 73552 - 00200,
NAIROBI, KENYA

Livestock Breeding	118.3	2013/ 2018	No. Bull Schemes established Qty of semen/embros procured Stud farm established	Periodic reports	CGS	CGS	To begin
Home Made feed Ratio formulation demos	0.438	2013/ 2018	No. of home Made feed Ratio demos formulated	Periodic reports	CGS	CGS	On going
Local poultry productivity support	16.5	2013/ 2018	No. of farmer groups capacity built	Periodic reports	CGS	CGS	On going
Livestock value addition	16.65	2013/ 2018	No. of equipments and inputs procured	Periodic reports	CGS	CGS	To begin
Revitalization of Livestock Extension services	49.665	2013/ 2018	No. of farmers reached with extension advisory services	Periodic reports,	CGS	CGS	New proposal
Office Construction	13.5	2013/ 2018	No. of new modern offices constructed	Periodic reports, site meeting reports	CGS	CGS	To begin
Modern Livestock Markets	48.19	2013/ 2018	No. of Modern Livestock Markets established	progress reports, Site minutes	CGS	CGS	To begin
DEPARTMENT OF VETERINARY SERVICES							
Vector control (tsetse and ticks) by erecting 360 crushes(90 per year)	25	2013/ 2018	No. of crushes erected	Periodic reports, site meeting reports	CGS	CGS	Ongoing
Acaricide Supply	132	2013/2018	Amount in litres of SP acaricide procured	Periodic reports,	CGS	CGS	Ongoing
Scheduled and ring/Emergency vaccinations: FMD,LSD,ANTHRAX,RABIES and NCD	65.4	2013/2018	No. of animals vaccinated	Periodic reports,	CGS	CGS	Ongoing

COUNTY ASSEMBLIES FORUM (CAF)
P. O. Box 73552 - 00200,
NAIROBI, KENYA

Scheduled and ring/Emergency vaccinations: Fowl Pox, fowl Typhoid,Gumboro, RVF,PPR,ENTEROTOXAEMIA	5.8	2013/2018	No. of animals vaccinated	Periodic reports,	CGS	CGS	Ongoing
Completion of Bondo abattoir	10	2013/2018	No. of abattoir in Bondo completed	Periodic reports, site meeting reports	CGS	CGS	Ongoing
Provision of transport for meat inspectors(purchase of 10 motorcycles)	0.44	2013/2018	No. of motorcycles procured	Periodic reports,	CGS	CGS	Ongoing
Diagnostic Laboratory	30	2013/2018	No. of satellite diagnostic laboratory constructed and equipped	Periodic reports, site meeting reports	CGS	CGS	To begin
Veterinary Extension services	5.0	2013/2018	No. of 4WD vehicles and motorcycle purchased	Periodic reports,	CGS	CGS	To begin
Office Construction	14	2013/2018	No. of office blocks completed	Periodic reports, site minutes	CGS	CGS	Ongoing

COUNTY ASSEMBLIES FORUM (CAF)
P. O. Box 73552 - 00200,
NAIROBI, KENYA

8.6 Water Irrigation and Environment

Forest and Irrigation

Table 45 : Implementation, Monitoring and Evaluation Matrix on Environment, Water and Irrigation

Project name	Cost estimate (Ksh)	Time frame	Monitoring Indicators	Monitoring tools	Implementing agency	Source of funds	Implementation status
Nyamboni a irrigation project	5.0m	July 2013 - june 2014	- Land area put under irrigation	Reports Site meetings	Irrigation and drainage department	County Government of Siaya	Ongoing project (50%)
Kanyabon	6.0m	July	- Land area	- Reports	Irrigation and	County	Ongoing

yo irrigation project		2013 - june 2014	put under irrigation	Site meetings	drainage department	Governme nt of Siaya	project (10%)
Ahono valley Irrigation project	15.0m	July 2014 - june 2015	- Land area put under irrigation	- Reports Site meetings	Irrigation and drainage department	County Governme nt of Siaya	Proposed project
Focal area irrigation project	12.5m	July 2014 - june 2015	- Land area put under irrigation	- Reports Site meetings	Irrigation and drainage department	County Governme nt of Siaya	Proposed project
Alwala Irrigation project	23m	July 2013 - june 2014	- Land area put under irrigation	Reports Site meetings	Irrigation and drainage department	County Governme nt of Siaya	Ongoing project (30%)
Nyangera Irrigation project	24m	July 2013 - june 2014	- Land area put under irrigation	- Reports Site meetings	Irrigation and drainage department	County Governme nt of Siaya	Ongoing project (25%)
Omia mwalo Irrigation project	10m	July 2013 - june 2014	- Land area put under irrigation	- Reports Site meetings	Irrigation and drainage department	County Governme nt of Siaya	Ongoing project (15%)
Jora Irrigation project	25m	July 2014 - june 2015	- Land area put under irrigation	- Reports Site meetings	Irrigation and drainage department	County Governme nt of Siaya	Proposed project
Aram Irrigation project	10m	July 2014 - june 2015	- Land area put under irrigation	- Reports Site meetings	Irrigation and drainage department	County Governme nt of Siaya	Proposed project
Project Name	**Cost Estimate**	**Time Frame**	**Monitoring indicators**	**Monitoring tools**	**Implementing agency**	**Source of Funds**	**Implementation Status**
Meteorology							
Modernization of Meteorological Services	189.4	2014/ 2017	No. Of Manual/ Automated rain gauges installed An	Site minutes Progres reports Procurement reports	KMD	GOK/County GVT	New proposal

COUNTY ASSEMBLIES FORUM (CAF)
P. O. Box 73552 - 00200,
NAIROBI, KENYA

			established weather/climate centre No. Of Fixed buoys installed No. Of Skilled personnel trained				
RANET STATION	20m	1year	No of stations established	Site minutes Progress reports	KMD	GOK/County GVT	New proposal
Synoptic station	4m	5 years	Synoptic Station established	Progress reports Site minutes	KMD	GOK/County GVT	New proposal
Automatic weather stations (AWS)and self-recording Rain Gauges	6m	2014/ 2017	No. Of AWS established And Self-recording rain gauges installed	Progress reports Site minutes	KMD	GOK/County GVT	New proposal

COUNTY ASSEMBLIES FORUM (CAF)
P. O. Box 73552 - 00200,
NAIROBI, KENYA

PROJECT NAME	COST ESTIMATE (KSHS)	TIME FRAME	MONITORING INDICATORS	MONITORING TOOLS	IMPLEMENTING AGENCY	SOURCE OF FUNDS	IMPLEMENTATION STATUS
Piped water supply							
Bondo-Siaya Water and Sanitation Project	1,500 million	2013/17	No. of Kilometers of Water Pipeline laid No of Kilometers of Sewerage pipeline laid	Progress reports Site minutes	Water	GoK/County Government	Ongoing
Uranga-Lihanda Water	12 million	2013/17	No. of Kilometers of Water	Progress reports Site minutes	Water	GoK/County Governmen	Ongoing

project			Pipeline laid No. of reservoirs constructed No. Kiosks constructed			t	
Kanyaboli Community Water Project	200 million	2013/17	No. of km of pipeline laid No. Of reservoirs, NO. of water kiosks, Constructed intake works and pump house. No. of pumping units constructed Partial water treatment provided	Progress reports Site minutes	Water	GoK/County Government	Ongoing
Romnwa Community Water Project	15 million	2013/17	No. of km of pipeline laid No. Of reservoirs, NO. of water kiosks, Constructed intake works and pump house. No. of composite filtration units constructed	Progress reports Site minutes	Water	GoK/County Government	Ongoing
Pipeline extension and expansion	630.3m	2013/17	No of Km of pipeline extended	Progress report Site meetings meets	Water	GOK/ County Government	New proposal
Rehabilitation and augmentation of pumping units	459.75m	2013/17	No of pumps installed NO. of water points connected to electricity	Progress report Site meetings meets	Water	GOK/ County Government	New proposal
Water	94.75m	2013/17	No of	Progress report	Water	GOK/	New

COUNTY ASSEMBLIES FORUM (CAF)
P. O. Box 73552 - 00200,
NAIROBI, KENYA

Metering			metres installed	Site meetings meets		County Government	proposal
Construction of valve chambers	4.65m	2013/17	No of chambers constructed No, of air valves installed	Progress report Site meetings meets	Water	GOK/ County Government	New proposal
Construction of water storage facilities	106.4m	2013/17	No constructed	Progress report Site meetings meets	Water	GOK/ County Government	New proposal
Construction of sanitation facilities	1,500 million	2013/17	No. of sanitation facilities constructed No. km of sewerage pipeline connected	Progress report Site meetings meets	Water	GOK/ County Government	New proposal
Construction of new communal water kiosks	42.6m	2013/17	No constructed	Progress report Site meetings meets	Water	GOK/ County Government	Nill
Construction of new surface water supply systems	760m	2013/17	No constructed	Progress report Site meetings meets	Water	GOK/ County Government	New proposal
Drilling and equipping boreholes	385m	2013/17	No. of survey done No. of boreholes drilled and equiped	Progress report Site meetings meets	Water	GOK/ County Government	New proposal
Construction, rehabilitation and equipping of shallow wells	421.2m	2013/17	No constructed No. equipped and No. Rehabilitated	Progress report Site meetings meets	Water	GOK/ County Government	New proposal
Construction, rehabilitation and desiltation of dams and water pans	702.5m	2013/17	No constructed No. rehabilitated	Progress report Site meetings meets	Water	GOK/ County Government	New proposal
Construction	9m	2013/17	No	Progress report	Water	GOK/	New

COUNTY ASSEMBLIES FORUM (CAF)
P. O. Box 73552 - 00200,
NAIROBI, KENYA

of roof catchment systems			constructed	Site meetings meets		County Government	proposal
Capacity building to PMCs	28.5m	2013/17	No of PMCs trained	Progress report Site meetings meets	Water	GOK/ County Government	Nil
Construction and equipping of offices	87m	2013/17	No offices constructed and furnished	Progress report Site meetings meets	Water	GOK/ County Government	Nil
TOTAL	3,719.68m						

COUNTY ASSEMBLIES FORUM (CAF)
P. O. Box 73552 - 00200,
NAIROBI, KENYA

8.7 Trade, Industry, Enterprise and Cooperative development

Project Name	Cost Estimate(Ksh)	Time Frame	Monitoring Indicators	Monitoring Tools	Implementing Agency	Source of Funds	Implementation Status
TRADE							
Regional bank	100 million	2013-2017	Number of regional bank established	Reports Minutes	Trade Department	County Government	New Proposal
Soft Loans	300Million	2013-2017	Amount of Loans Disbursed and Number of Loan Receipients	Meeting Minutes	Trade Department	National and County Government	On - Going
Business Management SkillsTraining	4.5 Million	2013-2017	Number of Traders Trained	Training Reports	Trade Department	Traders	On-Going
Market Information Systems	2.5 Million	2013-2017	An Exchange Platform	Report	Trade Department	County Department	To be initiated
Export Trade Development	50 Million	2013-2017	Number of passion exports	Profile Report	Trade Department EPC	Donor	To be initiated
Markets CentersDevelopment	100 Million	2013-2017	Number of Centers Developed and Rehabilitated	Reports	Trade Department	County Government Donor	On- Going

Trade and Investments Incentives Policy	10 Million	2013-2017		Policy Paper	Trade Department	County Government	To be initiated
Fair Trade Practise Enforcement	30 Million	2013-2017	No. Of forums undertaken One Established and EquipedCenter of Verification	Reports	Trade Department	County Govenrment	On- Going
INDUSTRY							
MSE's Baseline Survey Data	15Million	2013-2017	Disaggregated MSE Data	MSE Prolife	County Enterprise Development Office	County Government	To be initiated
Industrial Developement Centers	72 Million	2013-2017	No of Completed and Equiped Centres	Reports	County Enterprise Development Office	County Government	On-going
County Exhibition	10 Million	2013-2017	No of County Exhibition Held	Reports	County Enterprise Development Office	County Government National Govt Corporate Bodies	
MSE's Fund	180 Million	2013-2017	Amount of Loans Disbursed and The Number of MSEs fundend	Policy Paper Reports	County Enterprise Development Office	County Government MSEA	To be initiated
ILO, GYBI and SIYB Programmes	10 Million	2013-2017	No of Entrprenuers ,Trained No of Enterprises Established, No of Jobs Created	Reports	County EntepriseDevolpmet Office	County Government MSEA ILO	On-going
MSE Center of Execellence	400 Million	2013-2017	Complete and Operational MSE Centre	Reports	County Enterprise Development Office	County Government National Government MSEA	To be initiated
Young	6 Million		No of Boys	Reports	County	County	On-going

COUNTY ASSEMBLIES FORUM (CAF)
P. O. Box 73552 - 00200,
NAIROBI, KENYA

Achievers Entreprenuership Programme		2013-2017	and Girls Trained		Enterprise Development Office and Ministry of Education	Government Donors	
COOPERATIVES							
Membership Mobilization	15 Million	2013-2017	No of new members recruited in saccos	Reports	Cooperatives Department	County Government	On-going
Capitalisation	1 Billion	2013-2017	Amount of Funds Disbursed	Banks statements and Reports	Cooperatives Department	County Government	On-going
Corporate Governance	18.25 Million	2013-2017	No. Of Audits undertaken	Reports	Cooperatives Department	County Government	On-going
Development of Plants	32 Million	2013-2017	No. Of Plants	Reports	Cooperatives Department	County Government	To intiate
County Cooperatives Committee	0.2 Million	2013-2017	No. Of Committee	Minutes and Reports	Cooperatives Department	County Government	To initiate
Traders SACCOS	150 Million	2013-2017	One County Sacco	Reports and Minutes	Cooperatives Department	County Government	To initiate
LABOUR							
Enforcement of Labour Laws	4.2 Million	2013-2017	No. Of Inspections	Reports	Cooperatives Department	County Government	On- going

COUNTY ASSEMBLIES FORUM (CAF)
P. O. Box 73552 - 00200,
NAIROBI, KENYA

8.8 Tourism, Wildlife and ICT

Table 46 : Implementation, Monitoring and Evaluation Matrix on Tourism, Wildlife and ICT

Project/Programme Name	Cost Estimate(Ksh)	Time Frame	Monitoring Indicators	Monitoring Tools	Implementing Agency	Source of Funds	Implementation Status
Tourism marketing and promotion	26 million	5 yrs	Annual no. of visitors	Annual reports	County department of tourism. Kenya Tourism Board	SCG	New proposal
Niche products	200 million	5 yrs	No of products	Progress	County department	SCG	New proposal

development			developed No. cultural centres/Historical sites and ecotourism sites developed	reports Site minutes	of tourism Kenya Tourism board County department culture County Department t of Sports		
Regulation and standardization	15 million	5 yrs	No of hotels classified	Industry reports	County department of tourism	SCG	New proposal
Business and conference centre	184 million	5 yrs	Conference and convention centre developed	Reports	County department of tourism	SCG KTDC	New proposal
Luanda-Kotieno Resort	1 billion	5 yrs	A resort developed	Reports	PPP	SCG and PPP	New proposal
Tourism Databank	75 million	5 yrs	A functional and efficient data bank developed	Survey reports	County department of tourism, KNBS.	SCG and PPP	New proposal

COUNTY ASSEMBLIES FORUM (CAF)
P. O. Box 73552 - 00200,
NAIROBI, KENYA

WILDLIFE CONSERVATION

Programme	Total (Kshs.)	Time Frame	Monitoring Indicators	Monitoring Tools	Implementing Agency	Source of Funds	Implementation Status
Conflict zone mapping	9.5 million	2 yrs	No of forums held No of zones mapped	survey reports	County department of wildlife, KWS	SCG	New proposal
Healthy wildlife habitat and population	35 million	5 yrs	Area in square kilometres of ecosystems protected No. of committees formed and meetings held	Wildlife Census/Survey reports minutes	County department of wildlife, KWS	SCG	New proposal
Resource and animal rescue	20	5 yrs	No. of functional resource and animal	Progress Reports	County department	SCG	New proposal

centre	million		rescue centres established	Site minutes	of wildlife KWS		
Community conservation program	35 million	5 yrs	No. of forums held No of functional wildlife conservation and compensation committees established	Progress reports Minutes	County department of wildlife, KWS	SCG	New proposal
Lake Kanyaboli Development	243 million	5 years	Kms of fence done Km of gravel roads done Km of footpath done Number of observation posts done Restaurant/offices completed	Progress reports Site minutes	County department of wildlife, KWS	SCG	New proposal

COUNTY ASSEMBLIES FORUM (CAF)
P. O. Box 73552 - 00200,
NAIROBI, KENYA

ICT Implementation, Monitoring and Evaluation Matrix

New Project Name	Cost Estimate (KSh.)	Time Frame	Monitoring Indicators	Monitoring Tools	Implementing Agency	Source of funds	Implementation Status
ICT Training	25 million	5 years		Progress reports	Department of Tourism, wildlife and ICT	SCG	New proposal
ICT Infrastructure Development	28 Million	5 years	No of govt offices connected to WAN network	Progress reports	SCG, Kenya ICT Board	SCG, Kenya ICT Board	New proposal
Digital Villages	36 Million	5 years	No of Digital villages established	Progress reports Site minutes	Department of Tourism, wildlife and ICT	Kenya ICT Board	New proposal
Data Backup and Recovery Centres	20 Million	5 years	A data centre in place	Progress reports	Department of Tourism, wildlife and ICT	SCG	New proposal
Revenue Integrated Management of Information	23 Million	5 years	No. of IMS installed	Progress reports	Department of Tourism, wildlife and	SCG	New proposal

Systems					ICT		
County ICT Incubation Hub	50 million	5 year	Incubation hub developed. No. of youths accessing ICT services	Progress reports Site minutes	Department of Tourism, wildlife and ICT	SCG	New proposal
Wide Area Network (WAN), Local Area Network (LAN) and Network Operations Centres	50 million	5 year	No. of government offices connected to LAN and WAN	Progress reports	Department of Tourism, wildlife and ICT	SCG	New proposal

COUNTY ASSEMBLIES FORUM (CAF)
P. O. Box 73552 - 00200,
NAIROBI, KENYA

8.9 Finance, Planning and Vision 2030

Project Name	Cost Estimate (Kshs.)	Time frame	Monitoring Indicators	Monitoring tools	Implementing agency	Source of Funds	Implementation status
Finance							
Digitization of revenue collection	15 million	2013/ 2015	Percentage increase in revenues collected	Revenue Reports	County Dept of Finance	CGS	New proposal
IFMIS	150 million	2013/ 2015	No. of transactions effected.	IFMIS System reports	The National and County Treasuries	The National and County Treasury	Ongoing
Refurbishment of County treasury offices	10 million	2013/ 15	Percentage of completion	Progress reports Site minutes	County Department Finance	CGS	ongoing
Capacity building	20 million	2013/ 2015	No of personnel trained	Training reports Back to office reports	County Department Finance	CGS	Ongoing
Planning and Vision 2030							
CEISP	12.5	2013-2017	No of community groups trained	Activity reports	County Planning Office	County Government of Siaya	Ongoing project
County/sub County monitoring and evaluation	70 million	2013-2017	No of reports validated M&E produced	M&E reports Minutes	County Planning Office	County Government	Ongoing project

Development Coordination programme	20 million	2013-2017	No of meetings held No. of minutes produced	Minutes	County Planning Office	County Government	Ongoing project
Construct 2 SCIDCs at Gem and Ugunja Sub counties	21 million	2013-2015	Percentage of completion	Progress reports Site minutes M&E reports	County Government of Siaya	County Government of Siaya	New project
Social Intelligence reporting	20 million	2013-2017	No of surveys conducted	SIR Reports	Sub county/county development office	County Government of Siaya	New project
Develop a County statistical abstract	175 million	2013-2017	No of reports	Statistical abstract	County Statistics office	County government of Siaya	New project
SCIDC awareness campaign	12.5 million	2013-2017	No of forums	Activity reports	County planning office	County government Siaya	New project

COUNTY ASSEMBLIES FORUM (CAF)
P. O. Box 73552 - 00200,
NAIROBI, KENYA

8.10 Governance, Public Administration and County Public Service Board

Project Name	Cost Estimate (Kshs.)	Time frame	Monitoring Indicators	Monitoring tools	Implementing agency	Source of Funds	Implementation status
Governance and Public Administration							
Community policing	216 million	5 yrs	Crime rate No of security barazas/forums	Crime reports Security Committee minutes	County Department of Governance, Kenya Police Service	CGS	Ongoing
Ndeda island AP post (marine base)	10 million	5 yrs	Percentage of completion	Site minutes Progress reports	County Department of Governance, Kenya Police Service	CGS	New Proposal
County Police Commandants Office	30 million	5 yrs	No of office blocks constructed Percentage of completion	Site minutes Progress reports	County Department of Governance, Kenya Police	CGS	New Proposal

					Service		
AP housing	100 million	5 yrs	No of housing units constructed	Progress reports Site minutes	County Department of Governance, Kenya Police Service	CGS	New Proposal
Governors' office block	500 million	5 yrs	Percentage of completion	Progress reports Site minutes	County Department of Governance, Kenya Police Service	CGS	New Proposal
Disaster Management and response unit	200 million	5 yrs	Crude disaster-related mortality rate Percentage of completion	Disaster management reports Site minutes Progress reports	County Department of Governance, Kenya Police Service	CGS	New Proposal
Siaya County Government Press	50 million	5 yrs	Percentage of completion	Progress reports	County Department of Governance, Kenya Police Service	CGS	New Proposal
County Public Service Board							
Recruitment and placement	6 million	5 yrs	No of staff recruited and deployed.	Recruitment reports	SPSB	CGS	Ongoing
Staff Trainings	30 million	5 Yrs	No. of staff attending refresher courses No. of staff attending diploma and degree courses	Training needs assessments reports Back to office reports Periodic staff returns	SPSB	CGS	New proposal
Staff Welfare	15million	5 yrs	No of promotions	Staff welfare reports	SPSB	CGS	Ongoing

COUNTY ASSEMBLIES FORUM (CAF)
P. O. Box 73552 - 00200,
NAIROBI, KENYA

ANNEX I: FACTSHEET

COUNTY ASSEMBLIES FORUM (CAF)
P. O. Box 73552 - 00200,
NAIROBI, KENYA

INFORMATION CATEGORY	DESCRIPTION/REQUIRED ACTION
County Area:	
Total area(km²)	3535
Total land mass (Km²)	2,530
Water mass(km²)	1,005
Gazetted Forests(km²)	0
National Parks/Reserves(Km²)	0.046
Arable land(km²)	2,059
Non-arable land(km²)	471
Total urban areas(km²)	424.9
No. of towns	3
No. of other urban centres	**5**
TOPOGRAPHY AND CLIMATE	
Lowest Altitude(m)	1140
Highest Altitude(m)	1500
Agro Ecological Zones(AEZ)	LM1 to LM3
Temperature range ^{0}C:	
High	33
Low	15
Rainfall:	
High	2000mm
Low	800mm
Average relative humidity %	
Morning	70
Afternoon	57
Wind speed (Kt)	
Morning	3
Afternoon	5
Demographic profiles	
Total Population (2012)	885,762
Total Male population	419,227
Total female population	466,535
Sex ratio	100:111
Projected population: 2	
Mid plan period (2015)	932,108
End of plan period (2017)	964,390
Infant population <1YEAR:	
Female	15,638
Male	15,883
Total	31,521

Population under five:	
Female	74,467

Male	75,099
Total	149,566
Pre-school population aged 3-5 years:	
Female	41,231
Male	29,451
Total	70,682
Primary school age group aged 6-13 years:	
Female	98,433
Male	100,543
Total	198,977
Secondary School age group:	
Female	44,070
Male	44,724
Total	88,794
Youths population 15-29 yrs:	
Female	125,656
Male	113,557
Total	239,214
Labour force (15-64 yrs):	
Female	241,119
Male	189,181
Total	430,300
Reproductive age group (female aged 15-49)	201,249
Aged population aged 65+:	
Female	28,219
Male	19,213
Total	47,433
Eligible voting population per constituency	
Rarieda	100,265
Ugunja	62,834
Bondo	107,658
Alego usonga	123,355
Ugenya	93,719
Gem	121,272
Total (County)	**609,103**
Total Registered voters 18+ yrs:	
Male	147,604
Female	164,914
Total	312,518
Urban Population 2012)	
Female	33,648
Male	31,342
Total	64,991
Rural Population:(2012)	
Female	438,573

COUNTY ASSEMBLIES FORUM (CAF)
P. O. Box 73552 - 00200,
NAIROBI, KENYA

COUNTY ASSEMBLIES FORUM (CAF)
P. O. Box 73552 - 00200,
NAIROBI, KENYA

Male	392,951
Total	831,524
Population density:2012 Highest(Ugunja Sub County) Lowest(Bondo Sub County) County	 463 280 350
Crude Birth rate(per 1000) Crude Death rate(per 1000)(World Bank)	44.3 10.54
Infant Mortality rate (IMR) (Source of data: MICS 2011)	111
Neo-Natal Mortality Rate (NNMR) (Data source: KDHS)	39
Post Neo-Natal Mortality Rate (PNNMR)	56
Child Mortality Rate (CMR)	60
Under Five Mortality Rate (MICS 2011)	159
Maternal mortality rate(KDHS)	488
Life expectancy(KDHS) Total number of households	58.9 199,034
Average household size	4.4
Female headed households	82,880
Children needing special protection: Children in labour Orphans Physically disabled persons (No.) Distribution of Population by disability type (%): (census 2009) Physical/SELF CARE Blind/visual Deaf/hearing Dumb/speech Mental Other	 19,304 68,911 61,036 2.3 2.1 1.1 0.6 0.5 0.7
Child- Headed households	621
Poverty Indicators% Absolute poverty: Percentage Number	 47.56 400,599
Contribution to national poverty%	1.85
Urban poor: Percentage Number	 37.91 24,638
Rural poor: Percentage Number	 57.93 435,446
Food poverty: Percentage Number	 34 286,383
Income per capita	
Sectoral contribution to household income: % Agriculture Rural self-employment Wage employment Urban self-employment	 60 8 17 14

COUNTY ASSEMBLIES FORUM (CAF)
P. O. Box 73552 - 00200,
NAIROBI, KENYA

% employed per Sector:	
Rural self-employment	72%
Wage employment	3%
Urban self-employment	24%
Unemployment	40%
Crop farming:	
Average farm size (Small scale) ha	1.5
Average farm size (Large scale) ha	7
Percentage of farmers with title deeds	35
Total acreage under food crops	150,300
Total acreage under cash crops HA	2500
Total acreage under soil/land conservation	0
Total acreage under farm forestry	0
Total acreage under organic farming	-
Main storage facilities	Bondo& Yala National Cereal and Produce Board, traditional granaries, market stores
Livestock farming:	
Number of Ranches	
Company ranches	0
Group ranches	0
Total	0
Average size of ranches	0
Main livestock bred	Cattle(dairy and Zebu)dairy goats, Meat goats,Sheep,Poultry and Pigs
Land carrying capacity(no/acre)	1.3
Total Number of Ranches	0
Beekeeping apiaries	36
Bee hives	9828
Milk production:	
Quantity(litres)	2,617,068
Value(ksh)	Ksh.1,499,480,430
Beef production:	
Quantity(kg)	134,599.46
Value(ksh)	962,641,700
Mutton Production:	
Quantity(Kgs)	46,632.34
Value(ksh)	81,481,700
Egg production:	
Quantity(no)	10,285,694.4
Value(ksh)	159,806,960
Poultry meat Production:	
Quantity(Kg)	262,413.73
Value(Ksh)	148,651,426.
Honey Production:	
Quantity(Kg)	39,590.5
Value(Ksh)	7,918,100
Pork Production:	
Quantity(kg)	24,474.075
Value(ksh)	38,078,800
Fisheries production:	
Fishermen (No.)	11,750
Fish farm families (No.)	467
Fish ponds	616
Area of fish ponds	61,600 M²
Main species of fish catch:	
Fish catch types(tones)	

Tilapia	1251
Nile perch	4074
Omena	1772
Fishing Effort	6 hours
Landing beaches (No.)	81
Fishing gear (No.):	
Fishing nets:	15,815
Hooks:	644,066
Traps:	977
Motor Boats:	181
Dhows	0
Canoes	12,039
Fish harvest:	
Weight	28,220 metric tones
Value(kes)	3,544,330,000.00
Wildlife Resources	
Animal types	*Monkeys, hippopotamus, crocodiles, leopards, civet cats , sitatungas*
Wildlife estates-private, game management,(National parks/Reserves)	*1*
Staff of KWS, camps	*4*
Poaching control measures:	*0*

Forestry	
Number of gazetted forests	2
No. of Non-gazetted forests	10
Size of gazetted forests	0
Size of non gazetted forests(ha)	562.8
Main forest products & quantities	
Timber	
Firewood	
Grazing	
No. of people engaged in forestry	617
Seedlings production	
Farmers engaged in farm forestry	130,000
Average no. of trees per farm	15
Non-timber forest products harvested	Charcoal ,herbal medicine, fruits,
Community Forest Associations (CFA) established	10
Quantity of timber produced	246,400 tonnes
ENVIRONMENT	
Pollution	
Types of pollution	Water, soil and air
Sources	Pesticide and sewage, poor solid waste disposal, plastic bags Noise
EIAs endorsed (No.)	
No of recycling plants	182 0
Environment Audits executed:	18
Solid waste management	
Main types of solid waste	Food waste, ash, rubbish, poly bags
Quantity of solid waste	80,980 tonnes
Sources of solid waste	Residential areas, commercial areas, municipal, hospitals, hotels, schools
Hill tops and slopes and mountain areas protected:	0

COUNTY ASSEMBLIES FORUM (CAF)
P. O. Box 73552 - 00200,
NAIROBI, KENYA

Rivers, lakes and wetlands protected:	25,234.5 ha
Total freshwater available	3.8 billion m³
Distribution of water uses according to main water users	
No. of Water Resource Users Associations	15
No. of water permits per category	
No. of rivers with environmental flows	11
No. of ground water sources	
No. of Lakes	3
Boreholes	170
Dams/pans	106
No of protected springs	815
No of shallow wells	1,015
Proportion of house with roof catchment	71
Number of coastal sites protected:	0
Number of quarry sites renovated:	2
Mines, mineral, Quarrying and estimate quantities	
Mining activities:	
Mineral Type	*Gold, fluorite, titaniferous magnetite, ironstone, limonite*
Lifespan	
Quarrying:	
Sand	72,816 tones
Ballast	59,048 tones
Murram/gravel	68,614 tones
Hardcore	56,017 tones
No. of people involved	
Sand	3015
Ballast	2840
Murram	2916
Hardcore	2614
Cooperatives	
No. of cooperative societies	
Coffee	5
Dairy	10
Urban SACCOs	25
Rural SACCOs	15
Gold mining	4
Cotton	11
Fisheries	18
Multipurpose	7
Bee keeping	8
onion	**1**
Total	**105**
Active Cooperative societies	
Fisheries	9
Cotton	11
Dairy	9
Urban SACCOs	20
Rural SACCOS	7

COUNTY ASSEMBLIES FORUM (CAF)
P. O. Box 73552 - 00200,
NAIROBI, KENYA

Bee keeping	4
Multipurpose	5
Total	**65**
Dormant cooperative societies	
Fisheries	9
Rural SACCOs	7
Gold mining	2
Bee keeping	3
Onion	1
Coffee	5
Dairy	1
Urban SACCOs	5
Multipurpose	2
Total	**35**
Collapsed societies	
Rural SACCOs	1
Gold mining	2
Bee Keeping	1
Coffee	1
Total	**5**
Total Registered membership	
Cotton	18,741
Coffee	3,607
SACCOs	12,148
Housing	352
Dairy	4640
Fisheries	21,300
Total	**60,788**
Total turn-over(Ksh)	
Cotton	1,200,000
Coffee	816,000
SACCOs	115.512,186
Housing	3,619,459
Fisheries	116,415,112
Dairy	98,483,716
Total	**336,046,473**
Health	
Number of health posts:	
Hospitals (Public)	
National referral	0
County	1
Sub-county	6
Hospitals (Mission/NGO)	2
Hospitals (Private)	4
Nursing homes (Private)	2
Health centres (Public)	19
Health centres (Private)	13
Dispensaries (Public)	94
Dispensaries (Mission/NGO)	15
Private clinics	121
Beds capacity:	
Public Health Facilities	
National referal	0
County Hospitals	0
Sub-county Hospitals	465
Total (Public facilities)	**465**
Mission/NGO Health facilities:	
Hospitals	80
Health Centres	67

COUNTY ASSEMBLIES FORUM (CAF)
P. O. Box 73552 - 00200,
NAIROBI, KENYA

Dispensaries	0
Clinics	0
Total Mission facilities	**147**
Private health facilities:	
Hospitals	72
Health Centres	0
Nursing homes	10
Dispensaries	0
Clinics	0
Total (Private Health) facilities	**82**
Community distribution by Distance to the nearest Health facility (%)	
0 – 1 KM	7.4
1.1 – 4.9KM	82.6
5KM and more	10
Average distance to health facility	4.2 km
Doctor/population ratio	1:38,511
Nurse/ population ratio	1:1,697
HIV prevalence%	17.8
Children vaccination%	80
Contraceptive acceptance%	18
Antenatal care (ANC)%	71.5
Place of Delivery (%):	(Source: KIHBS)
Hospital	36.05
Health Centre	8.45
Dispensary/clinic	2.55
Maternity home	1.05
At home	50.3
Health facility deliveries	% of mothers who deliver in health posts by type.
Delivery Assistant (%):	(Source: KIHBS)
Doctor	10.8
Midwife/nurse	39.35
TBA	17.55
Trained TBA	16.45
Self	8.6
Other	6.0
Morbidity Rates (%):	NB: Refer to KIHBS report for information
Male	39.4
Female	45.9
Total (County	32.75
Malaria Control:	
Children under 5 who sleep under bed net (%):	
Untreated net	63.4
Treated net	48
Five most prevalent diseases (%):	
Clinical Malaria	52
Respiratory sys.	23
Diarrhoea	8
Dis of the skin	4
Pneumonia	5.25
Education	
Pre-school:	
No. of ECD centres	989
No. of ECD teachers	1608

COUNTY ASSEMBLIES FORUM (CAF)
P. O. Box 73552 - 00200,
NAIROBI, KENYA

Teacher/pupil ratio	1:34
Total enrolment	
Girls	30,998
Boys	30,120
TOTAL	61,118
Gross enrolment Rate	84
Net enrolment Rate	73
Drop-out rate	18.8.
Average years of attendance	3 years
Completion Rate	92
Retention Rate	96
Transition Rate	98
Primary school:	
Number of primary schools	700
Number of teachers	4949
Teacher/pupil ratio	1:49
Total enrolment	
Male	106,549
Female	96,409
Total	202,958
Gross enrolment Rate	110
Net enrolment Rate	90
Drop-out rate	26.6.
Average years of attendance	6.4
Completion Rate	80.3
Retention Rate	71
Transition Rate	66.9
Communities' distribution by distance to nearest public primary school (%):	
0 – 1KM	18.9
1.1 – 4.9KM	52.1
5KM and more	29,0
Secondary schools:	
Number of secondary schools	204
Number of teachers	1290
Teacher/pupil ratio	1:27
Total enrolment	
Male	31,359
Female	26,943
Total	58,302
Gross enrolment Rate	53.4
Net enrolment Rate	52.7
Drop-out rate	29.8
Average years of attendance	3.6
Completion Rate	49.3
Retention Rate	39.2
Communities distribution by distance to nearest public Secondary school:%	
0 – 1KM	29.7
1.1 – 4.9KM	65.1
5KM and more	5.2

COUNTY ASSEMBLIES FORUM (CAF)
P. O. Box 73552 - 00200,
NAIROBI, KENYA

Tertiary institutions:	
Public Universities (No.)	1
Private Universities (No.)	0
University Campuses/colleges (No.)	3
National Poly techniques	0
Science & Technology Institutes (No.)	1
Other Public Colleges (No. by type)	
Teacher training college	1
KMTC	2
Youth Poly techniques	14
Private Accredited colleges by type	0
Private Non accredited college by type	0
Literacy: (Population aged 15+)	
Ability to read:	
Can Read (%)	80.03
Cannot read (%)	28.5
Ability to write:	
Can write (%)	77.04
Cannot write (%)	17.23
Ability to read and write:	
Can read and write (%)	79.75
Cannot read & write (%)	18.25
Water and sanitation	
Households with access to piped water	11,698
HH with access to potable water	15,600
Number of permanent rivers/streams	11
No. of shallow wells	1015
No. of protected springs	815
No. of water pans/dams	106
No. of Bore holes	170
HH with roof catchment systems	2052
Mean distance to nearest water point	3 Km
Households distribution by time taken (minutes, one way) to fetch drinking water:%	
0	12.7
1 – 4	15.9
5 – 14	30.5
15 – 29	22.3
30 – 59	14.8
60+	3.8
Number of Water Resource User Associations (WRUA) Established	15
Households with Latrines%	80
Community distribution by type of main toilet facility (%):	
Flush toilet	0.2
VIP Latrine	3.7
PIT Latrine	0.52
Uncovered Pit Latrine	52.7
Covered Pit Latrine	22.6
Bucket	0.08
Other	0.2
None	20
Community distribution by type of waste/garbage disposal (%):	
Collected by local Authority	15.0

COUNTY ASSEMBLIES FORUM (CAF)
P. O. Box 73552 - 00200,
NAIROBI, KENYA

Collected by Private firm	13.3
Garbage pit	12.2
Burning	61.2
Public garbage heap	0.2
Farm Garden	3.0
Neighbourhood Community group	0
Energy	
Trading centres with electricity	126
Trading centres without electricity	37
Health facilities with electricity	327
Health facilities without electricity	60
Secondary Schools with electricity	140
Secondary Schools without electricity	9
HH distribution by main cooking fuel:%	
Firewood	84.55
Grass	0
Paraffin	0.9
Electricity	0.2
Gas (LPG)	0.7
Charcoal	13.4
Biomass Residue	0
Biogas	0
Other	0.25
HH distribution by main lighting fuel%	
Firewood	0.2
Grass	0.1
Paraffin	93.9
Electricity	4.3
Solar	0.9
Gas (LPG)	0.4
Dry cell (torch)	0.1
Candles	0.1
Households distribution by cooking appliance type:%	
Traditional stone fire	77.45
Improved traditional stone fire	5.1
Ordinary Jiko	11.1
Improved Jiko	4.2
Kerosene Stove	0.8
Gas Cooker	0.95
Electric cooker	0.2
Other	0.2
Institutions (schools, hospitals, prisons, etc.) using improved wood-fuel cooking stoves	159
Institutions (schools, hospitals, prisons, etc.) using LPG	7
Institutions (schools, hospitals, prisons, etc.) using kerosene	0
Institutions (schools, hospitals, prisons, etc.) using solar energy	15
Institutions (schools, hospitals, prisons, etc.) that have established woodlots	379
Transport & Communication	
Road length:	
Bitumen surface	283.2 km
Gravel surface	741.3 km
Earth surface	1161.8 km
Railway line length	18.2km

COUNTY ASSEMBLIES FORUM (CAF)
P. O. Box 73552 - 00200,
NAIROBI, KENYA

Airstrips	3
Number of landline telephone connections	38
Mobile network coverage%	90
No. of Cyber cafes	21
No. of private courier services	10
Number of Post offices	28
Number of Sub-post offices	21
Licensed stamp vendors	16
Community distribution by distance to nearest Post Office:%	
0 – 1KM	3.0
1.1 – 4.9KM	38.0
5KM and more	59.0
Wholesale and Retail Trade & Industry	
Trading centres (No.)	103
Registered Retail traders (No.)	22,600
Registered wholesale traders (No.)	6,350
Industry	
Manufacturing industries	
Total Production by industries	*0*
Total Consumption	*0*
Surplus/deficiency	*0*
Bakeries	3
Juan Kali Associations	17
Juan Kali Artisans	850
Tourism	
Hotels by category:	
Five Star	0
Four Star	0
Three Star	0
Two Star	0
One Star	0
Unclassified hotels	89
Bars and Restaurants	619
Hotel Bed capacity by category:	
Five Star	0
Four Star	0
Three Star	0
Two Star	0
One Star	0
Unclassified hotels	1780
Financial Services	
Commercial Banks	12
Micro-finance Institutions	32
Building Societies	0
Village banks	2
Insurance Companies/branches	4
Housing	
HH distribution by main wall materials:%	
Stone	1.7
Brick/Block	13.5
Mud/Wood	63.8
Mud/Cement	19.3
Wood only	0.2
Corrugated Iron sheet	0.4
Grass Straw	0.1
Tin	0.1
Other	1.0

COUNTY ASSEMBLIES FORUM (CAF)
P. O. Box 73552 - 00200,
NAIROBI, KENYA

HH distribution by main floor materials:%	
Cement	29.0
Tiles	0.4
Wood	0.4
Earth	70.1
Other	0.2
HH distribution by main Roofing materials:%	
Corrugated Iron Sheet	65.9
Tiles	0.6
Concrete	1.0
Asbestos Sheet	0.9
Grass	32.1
Makuti	0.1
Tin	0.1
Other	0.1
Government houses by category	
LG	253
MG	174
HG	15
Community Development and social welfare sector	
Active women groups	4920
Number of youth groups	2560
Adult literacy classes and attendance by sex	184 centers
	males 150,
	female 386)
Number of orphans and vulnerable children	10,234

COUNTY ASSEMBLIES FORUM (CAF)
P. O. Box 73552 - 00200,
NAIROBI, KENYA

COUNTY ASSEMBLIES FORUM (CAF)
P. O. Box 73552 - 00200,
NAIROBI, KENYA

ANNEX II: MONITORING INDICATORS

No.	OUTCOME OR OUTPUT	INDICATOR	UNIT	2012 Base Line	2015	2017 Target	DATA SOURCE
Roads and infrastructure							
3.*	Improve Condition of roads	Gravel roads in the period	Km	741.3	817	837	County department of Roads & KERRA
4.	Increase Road Network	Paved roads	Km	283.2	319	350	KeNHA
5.*	Increase Access to Electricity	Trading centres with Electricity	No.	126	140	150	Kenya Power
		Households with solar power	%	0.9	1.0	1.2	Department of Energy
Lands Housing and Physical Planning							
	Establishment of a GIS based database system for planning	100% establishment GIS system	%	0.0	100%	100%	County Department of Physical Planning
	Preparation of County spatial plan	Percentage of establishment	%	0.0	100%	100%	County Department of Physical Planning
	Enhance development Control and enforcement	No. of Town Integrated Development Plans prepared	No.	0	2	3	County Department of Physical Planning
		No. of Local Physical Development Plans for market centres developed	No.	1	2	4	County Department of Physical Planning
	Increase the No. of houses of civil servants	No. of government houses constructed	No.	442	557	632	County Department of Housing
Education Youth Gender and Social							
	Improve technical and vocational training	Enrolment	No.	1,065	1,100	1,250	County Dept of Education Youth Gender and Social Services
10.*	Increased Enrollment in	GER Early	%	66.9	80	90	County Department

No.	OUTCOME OR OUTPUT	INDICATOR	UNIT	2012 Base Line	2015	2017	SOURCE
	Early Childhood Education	Childhood					of Education
11.*	Increase access, retention and transition in primary school	GER Primary	%	110.0	107.0	104.0	MoE
		Primary school Transition rates	%	66.9	73.0	80.0	MoE
		NER primary	%	90.0	92.0	95.0	MoE
Agriculture Livestock and Fisheries							
	Increased land under irrigation	Total acreage under irrigation	No. of hectares	568	670	1,270	ounty Dept of Agriculture Livestock and Fisheries
	Increased quality/ quantity of farm produce	Bags of maize produced per acre	Bags	5	15	25- 30	ounty Dept of Agriculture Livestock and Fisheries
	Increased number of depots/ satellite stores	Total no. in the County	No.	6	12	30	ounty Dept of Agriculture Livestock and Fisheries
	Improved storage of grain /farm produce	No. of granaries	No.	4,800	5,000	5,500	ounty Dept of Agriculture Livestock and Fisheries
	Improved conservation and preservation of agricultural products	No. of new cold storage and handling facilities established	No.	0	1	2	ounty Dept of Agriculture Livestock and Fisheries
	Value addition in Agriculture	No. of Agro processing units in the County	No.	3	4	6	ounty Dept of Agriculture Livestock and Fisheries
	Value addition in Livestock	Increased value of by-products – milk	No. /Ksh	90,000	210,000	250,000	ounty Dept of Agriculture Livestock and Fisheries
	Improved livestock enterprise	Annual milk production	Ltrs	2,617,068	3,000,000	3,500,000	ounty Dept of Agriculture Livestock and Fisheries
	Increased livestock market access	No. of cattle rings/modern livestock markets	No.	-	3		ounty Dept of Agriculture Livestock and Fisheries
	Increased livestock productivity	No of Kgs of milk per animal per lactation	Kgs	1,800	2,500	3,000	ounty Dept of Agriculture Livestock and Fisheries

COUNTY ASSEMBLIES FORUM (CAF)
P. O. Box 73552 - 00200,
NAIROBI, KENYA

No.	OUTCOME OR OUTPUT	INDICATOR	UNIT	2012 Base Line	2015	2017	SOURCE
	Increased fish production from ponds	Quantity per season/pond	Kgs	150	200	250	ounty Dept of Agriculture Livestock and Fisheries
	Sustainable fish stocks	Annual fish harvest	Tones	28,220	30,000	32,000	ounty Dept of Agriculture Livestock and Fisheries
	Increase livestock enterprise Sustainable fish stock	No. of cattle rings/modern livestock markets	No.	-	3	3	ounty Dept of Agriculture Livestock and Fisheries
		Annual fish harvest	Metric tons	28,220	29,631	31,042	ounty Dept of Agriculture Livestock and Fisheries
		Acreage under fish culture	Ha	40	50	60	ounty Dept of Agriculture Livestock and Fisheries
		Strengthened fisheries Co-management units	No. of BMUs fully operational BMUs	38	45	70	ounty Dept of Agriculture Livestock and Fisheries
		Fish breeding areas identified, demarcated and protected	Number	0	5	15	ounty Dept of Agriculture Livestock and Fisheries
	Reduction of fish post-harvest loss	Fish handling infrastructure improved	Number	48	53	62	ounty Dept of Agriculture Livestock and Fisheries
		Improved fish post- harvest handling	Per cent	50	60	70	ounty Dept of Agriculture Livestock and Fisheries
		Training of fish producers and handlers	per cent trained	50	70	80	ounty Dept of Agriculture Livestock and Fisheries
	Increase number of farmers accessing quality fish farming inputs	Fish farmers accessing quality farm inputs	Per cent	20	30	50	ounty Dept of Agriculture Livestock and Fisheries
Trade Industry Cooperatives and Labour							

COUNTY ASSEMBLIES FORUM (CAF)
P. O. Box 73552 - 00200,
NAIROBI, KENYA

No.	OUTCOME OR OUTPUT	INDICATOR	UNIT	2012 Base Line	2015	2017	SOURCE
	Investment promotion	Registered Retail traders (No.)	No.	22,600	25,000	28,000	Department of Trade Development
	Increase capital investment	Total loans disbursed	Kshs	1.9 million	50 million	180million	Department of Trade development
	To increase the number of sustainable cooperatives societies in the county	No. of active cooperative societies	No.	65	115	130	Department of Cooperative Development
Health Services							
16.*	Reduce Infant Deaths	Deaths to children under 1 year	No. per 1000	111	100	90	SCHIS
17.*	Reduce Childhood Deaths	Deaths to Children Under 5 years	No. per 1000	159	145	120	SCHIS
18.*	Increase Immunization levels	Children Under 3 months receiving BCG Vaccination	%	60	85	95	SCHIS
19.*	Reduce Maternal Deaths	Maternal Deaths	No. per 100,000	488	400	350	SCHIS
Finance and Economic Planning							
	Enhancing revenue collection	Amount of annual county government tax collected	Amou nt	150 million	165 million	224 million	County Revenue office
Water Irrigation and Environment							
6.*	Increase Access to Water	Households with Potable water available within 1 Km	%	52%	58%	60%	Dept of Environment Water & Irrigation
	Enhance environment conservation and control degradation	No of well maintained Sewage system	No.	0	2	3	Dept of Environment Water & Irrigation
	Increase and conserve\ area under tree cover in the county	Area Under forest	Ha	562.8	800	1,000	Dept of Environment Water & Irrigation

COUNTY ASSEMBLIES FORUM (CAF)
P. O. Box 73552 - 00200,
NAIROBI, KENYA

No.	OUTCOME OR OUTPUT	INDICATOR	UNIT	2012 Base Line	2015	2017	DATA SOURCE
	Improve the quantity and quality of water	No. of protected springs	No.	106	120	140	Dept of Water & Irrigation

COUNTY ASSEMBLIES FORUM (CAF)
P. O. Box 73552 - 00200,
NAIROBI, KENYA