COUNTY ASSEMBLIES FORUM (CAF)
P. O. Box 73552 - 00200,
NAIROBI, KENYA

# TURKANA COUNTY GOVERMENT

# County Integrated Development Plan (CIDP)

# 2013 - 2017

COUNTY ASSEMBLIES FORUM (CAF)
P. O. Box 73552 - 00200,
NAIROBI, KENYA

## County Vision

A prosperous, peaceful and just county with an empowered community enjoying equal opportunities.

## County Mission

To facilitate socio-economic transformatoion of Turkana through sustainanble use of resources to ensure a high quality of life for the people of Turkana County.

COUNTY ASSEMBLIES FORUM (CAF)
P. O. Box 73552 - 00200,
NAIROBI, KENYA

# Table of Contents

*LIST OF FIGURES* ..... *X*

*ABBREVIATIONS AND ACRONYMS* ..... *XI*

*GLOSSARY OF COMMONLY USED TERMS* ..... *XVIII*

*FOREWORD* ..... *XXI*

*PREFACE* ..... *XXIII*

*ACKNOWLEDGEMENTS* ..... *XXV*

*EXECUTIVE SUMMARY* ..... *XXVI*

*CHAPTER ONE* ..... *1*

*1.0 INTRODUCTION* ..... *2*

POSITION AND SIZE ..... 2
PHYSIOGRAPHIC AND NATURAL CONDITIONS ..... 2
*1.1.1 Physical and Topographic Features* ..... *2*
*1.1.2 Ecological Conditions* ..... *4*
*1.1.3 Climatic Conditions* ..... *4*
ADMINISTRATIVE AND POLITICAL UNITS ..... 5
*1.1.4 Administrative sub divisions (districts, divisions and locations)* ..... *5*
*1.1.5 Political Units (Constituencies and Electoral wards)* ..... *6*
*1.1.6 Eligible & Registered Voters by Constituency* ..... *6*
DEMOGRAPHIC FEATURES ..... 7
*1.1.7 Population Size and Composition* ..... *7*
TABLE 4: POPULATION PROJECTIONS BY AGE COHORTS ..... 8
*1.1.8 Population Density and Distribution* ..... *13*
HUMAN DEVELOPMENT INDICATORS ..... 15
INFRASTRUCTURE AND ACCESS ..... 16
*1.1.9 Road Network* ..... *16*
*1.1.10 Posts and Telecommunications: Post Offices, Mobile Telephony, landline* ..... *16*
*1.1.11 Financial Institutions: Banks, SACCOs, Micro Finance Institutions* ..... *16*
*1.1.12 Education Institutions: Primary/Secondary Schools, Polytechnics, Colleges, Universities* ..... *17*
*1.1.13 Energy Access (main sources of energy, electricity coverage)* ..... *17*
*1.1.14 Markets and Urban Centres* ..... *18*
*1.1.15 Types of Housing* ..... *18*
LAND AND LAND USE ..... 18
*1.1.16 Mean Holding Size* ..... *18*
*1.1.17 Percentage of Land without Title Deeds* ..... *18*
*1.1.18 Incidence of Landlessness* ..... *19*
COMMUNITY ORGANIZATIONS/ NON-STATE ACTORS ..... 19
*1.1.19 Cooperative Societies,* ..... *19*
*1.1.20 Non-Governmental Organizations* ..... *19*

COUNTY ASSEMBLIES FORUM (CAF)
P. O. Box 73552 - 00200,
NAIROBI, KENYA

*1.1.21 Self Help, Women & Youth Groups* ..... *19*
CROP, LIVESTOCK AND FISH PRODUCTION ..... 20
*1.1.22 Main Crops Produced* ..... *20*
*1.1.23 Acreage under Food Crops and Cash Crops* ..... *20*
*1.1.24 Average Farm Sizes* ..... *20*
*1.1.25 Main Storage Facilities* ..... *20*
*1.1.26 Main Livestock Bred* ..... *20*
*1.1.27 Number of Ranches* ..... *21*
*1.1.28 Main Fishing Activities, Types of Fish Produced, Landing Sites* ..... *21*
FORESTRY AND AGRO FORESTRY ..... 21
*1.1.29 Main Forest Types and Size of Forests* ..... *21*
*1.1.30 Main Forest Products Gazetted and Non-gazetted Forests* ..... *21*
*1.1.31 Promotion of Agro-Forestry and Green Economy for:* ..... *21*
ENVIRONMENT AND CLIMATE CHANGE ..... 24
*1.1.32 Major Contributors to Environmental Degradation in the County* ..... *24*
*1.1.33 Effects of Environmental Degradation* ..... *24*
*1.1.34 Climate Change and its Effects in the County* ..... *24*
*1.1.35 Climate Change Mitigation Measures and Adaptation Strategies* ..... *25*
MINING ..... 25
*1.1.36 On-going activities* ..... *25*
*1.1.37 Mining potentials* ..... *25*
TOURISM ..... 26
*1.1.38 Main tourist attractions, National Parks/Reserves* ..... *26*
*1.1.39 Main Wildlife* ..... *26*
*1.1.40 Tourist class hotels/restaurants, bed occupancy* ..... *26*
INDUSTRIES ..... 26
EMPLOYMENT AND OTHER SOURCES OF INCOME ..... 27
*1.1.41 Wage Earners* ..... *27*
*1.1.42 Self-employed* ..... *27*
*1.1.43 Labour force* ..... *27*
*1.1.44 Unemployment levels* ..... *27*
WATER AND SANITATION ..... 28
*1.1.45 Water Resources and Quality* ..... *28*
*1.1.46 Water Supply Schemes* ..... *28*
*1.1.47 Water Sources (distance to nearest water points)* ..... *28*
*1.1.48 Sanitation* ..... *28*
HEALTH ACCESS AND NUTRITION ..... 29
*1.1.49 Health Access (Health Facilities, Personnel)* ..... *29*
*1.1.50 Morbidity* ..... *29*
*1.1.51 Nutritional Status* ..... *29*
*1.1.52 Immunization Coverage* ..... *30*
*1.1.53 Access to Family Planning Services/Contraceptive Prevalence* ..... *30*
EDUCATION AND LITERACY ..... 30
*1.1.54 Pre-School Education* ..... *30*
*1.1.55 Primary Education* ..... *31*

COUNTY ASSEMBLIES FORUM (CAF)
P. O. Box 73552 - 00200,
NAIROBI, KENYA

*1.1.56 Literacy* ..... *31*
*1.1.57 Secondary Education* ..... *31*
*1.1.58 Tertiary Education* ..... *31*

*CHAPTER TWO* ..... *32*

*2.0 COUNTY SOCIO-ECONOMIC DEVELOPMENT, CHALLENGES AND STRATEGIES* ..... *32*

*2.1 Development Challenges* ..... *32*
*2.1.1 Land Tenure System* ..... *32*
*2.1.2 Drought* ..... *32*
*2.1.3 Inadequate Water* ..... *33*
*2.1.4 Insecurity* ..... *33*
*2.1.5 Environmental degradation* ..... *33*
*2.1.6 Poor and Inadequate Infrastructural Facilities* ..... *34*
*2.1.7 Inadequate Marketing System* ..... *35*
*2.1.8 Livestock Diseases* ..... *35*
*2.1.9 Low Literacy Levels* ..... *35*
CROSS-CUTTING ISSUES ..... 36
*2.1.10 Gender Issues* ..... *36*
*2.1.11 Disaster Management/Disaster Risk Reduction* ..... *36*
*2.1.12 HIV and AIDS* ..... *37*
*2.1.13 Environment and Climate Change* ..... *38*
*2.1.14 Youth* ..... *39*
*2.1.15 People with Disabilities* ..... *39*
*2.1.16 Information and Communication Technology* ..... *40*
*2.1.17 Poverty* ..... *40*
ANALYSIS OF DEVELOPMENT ISSUES AND CAUSES BY COUNTY SECTORS ..... 42
*Table 18: Finance/Economic Planning* ..... *42*
*Table 19: Water Services, Irrigation and Agriculture* ..... *42*
*Table 9: Health Services/Sanitation* ..... *43*
*Table 21: Tourism, Trade and Industry* ..... *44*
*Table 22: Education, Human Resource Development, Culture/Social Services* ..... *45*
*Table 23: Public Service, Decentralised Services and Disaster Management* ..... *45*
*Table 24: Transport, Roads, Housing and Public Works* ..... *46*
*Table 25: Pastoral Economy and Fisheries* ..... *46*
*Table 26: Energy, Environment and Natural Resources* ..... *47*
*Table 27: Land, Physical Planning and Urban Areas Management* ..... *48*
*Table 28: Governance and Leadership* ..... *48*

*CHAPTER THREE: COUNTY SPATIAL FRAMEWORK* ..... *50*

*3.0 INTRODUCTION* ..... *50*

3.1. JUSTIFICATION OF THE SPATIAL PLAN ..... 50
3.2. OVERVIEW OF THE SPATIAL STRUCTURE OF TURKANA COUNTY ..... 52
3.3. POLITICAL AND ADMINISTRATIVE UNITS ..... 54
*3.3.1. Political Units* ..... *56*
3.4. LAND USE AND SETTLEMENT PATTERNS IN TURKANA COUNTY. ..... 57

COUNTY ASSEMBLIES FORUM (CAF)
P. O. Box 73552 - 00200,
NAIROBI, KENYA

*3.4.1. Human Settlement Policy* ..... *58*
*3.4.2. Settlement patterns in Turkana County.* ..... *59*
*3.4.3. Residential settlements* ..... *60*
3.4.4. LAND USE MANAGEMENT ..... 60
3.5. INFRASTRUCTURE NETWORK ..... 60
*3.5.1. Road and Transport infrastructure network* ..... *60*
*3.5.2. Post and Telecommunication network* ..... *64*
*3.5.3. Electricity network* ..... *64*
*3.5.4. Educational Institutions* ..... *64*
*3.5.5. Health facilities* ..... *64*
3.5.6. NATURAL RESOURCES ..... 66
3.5.7. ENVIRONMENTAL POLICY ..... 68
*3.5.8. Major Contributors to Environmental Degradation in the County* ..... *68*
*3.5.9. Effects of Environmental Degradation* ..... *69*
3.6. EMERGING ISSUES ..... 69

*CHAPTER FOUR* ..... *70*

*4.0 LINKAGES WITH OTHER PLANS* ..... *70*

4.1 LINKAGE WITH THE CONSTITUTION OF KENYA 2010 ..... 70
4.2 LINKAGE WITH THE VISION 2030 AND MEDIUM TERM PLANS: INCLUDE NATIONAL PROGRAMMES AND PROJECTS IN THE COUNTY, FLAGSHIP PROJECTS OF VISION 2030 IN THE COUNTY ..... 72
4.3 CROSS-CUTTING PROJECTS AND PROGRAMMES INVOLVING THE COUNTY AND NEIGHBOURING COUNTIES. ..... 73
4.4 MAINSTREAMING OF MDGS AT THE COUNTY LEVEL: INDICATE STATUS OF THE MDGS AND EXPLAIN WHAT WILL BE DONE TO REACH THE MDGS NOT YET ATTAINED ..... 73
4.4.1 GOAL 1: ..... 73
*4.4.2 Goal 2:* ..... *74*
*4.4.3 Goal 3:* ..... *74*
*4.4.4 Goal 4:* ..... *74*
*4.4.5 Goal 5, 6:* ..... *74*
*4.4.6 Goal7, 8:* ..... *74*

*CHAPTER FIVE: IMPLEMENTATION FRAMEWORK* ..... *76*

*5.0 INSTITUTIONAL FRAMEWORK* ..... *76*

5.1 INTRODUCTION ..... 76
5.2. INSTITUTIONAL/ORGANIZATIONAL FRAMEWORK FOR THE COUNTY GOVERNMENT OF TURKANA ..... 82
5.3 OVERVIEW OF FUNCTIONS DEVOLVED TO TURKANA COUNTY GOVERNMENT ..... 83
5.4. COUNTY STAKEHOLDERS ..... 84

*CHAPTER SIX RESOURCE MOBILIZATION FRAMEWORK* ..... *87*

*6.0 BUDGET PROJECTIONS FOR MANAGING THE COUNTY GOVERNMENT* ..... *87*

6.1. FIVE YEAR BUDGET AND FUNDING PROJECTIONS ..... 88
6.2 FINANCING FOR CAPITAL AND DEVELOPMENT PROGRAMMES ..... 89
6.3. STRATEGIES FOR RAISING PROJECTED REVENUES ..... 90
6.4. ATTRACTING DONOR FUNDING/ EXTERNAL FUNDING OPPORTUNITIES ..... 91

COUNTY ASSEMBLIES FORUM (CAF)
P. O. Box 73552 - 00200,
NAIROBI, KENYA

*CHAPTER SEVEN: COUNTY DEVELOPMENT PRIORITY PROGRAMMES AND PROJECTS* ..... *94*

*7.0 INTRODUCTION* ..... *94*

7.1. WATER, IRRIGATION AND AGRICULTURE ..... 94
7.1.1 CROP PRODUCTION STATISTICS ..... 94
*7.1.1. Sector Vision and Mission* ..... *97*
*Table 32: Role of Sector Stakeholders* ..... *100*
*Table 33: Subsector Priorities, Constrains and Strategies* ..... *101*
*7.1.2. Projects and Programmes* ..... *102*

*7.2 HEALTH SERVICES AND SANITATION* ..... *113*

***TABLE 36: DEPARTMENTS IN THE SECTOR*** ..... *114*

7.2.4. SUB SECTOR PRIORITIES, CONSTRAINS AND STRATEGIES ..... 114
7.2.5. PROJECTS AND PROGRAMMES ..... 117

***TABLE 37: HEALTH SERVICES AND SANITATION*** ..... *117*

***TABLE 37-1: FLAGSHIP PROJECTS*** ..... *117*

***TABLE 37-2: PROPOSED PROJECTS*** ..... *118*

*7.3. ENERGY, ENVIRONMENT, AND NATURAL RESOURCES* ..... *121*

*7.3.1. Sector vision and mission* ..... *121*
*7.3.2. County Response to Sector Vision and Mission* ..... *121*
*7.3.3. Role of Key Stakeholders* ..... *122*
*7.3.4. Sub Sector Priorities, Constrains and Strategies* ..... *122*

*7.4 PUBLIC SERVICE, DECENTRALIZED ADMINISTRATION AND DISASTER MANAGEMENT* ..... *135*

7.4.1. SECTOR VISION AND MISSION ..... 135
7.4.2. COUNTY RESPONSE TO SECTOR VISION AND MISSION ..... 135
7.4.3. SUBSECTOR PRIORITIES, CONSTRAINS AND STRATEGIES ..... 136
7.4.4. PROJECTS AND PROGRAMMES ..... 137

*7.5 TOURISM, TRADE AND INDUSTRIALIZATION* ..... *143*

7.5.1. SECTOR VISION AND MISSION ..... 143
7.5.2. COUNTY RESPONSE TO SECTOR VISION AND MISSION ..... 143
7.5.3. ROLE OF SECTOR STAKEHOLDERS ..... 143
*7.5.4. Sub Sector Priorities, Constrains and Strategies* ..... *144*
*7.5.6. Projects and Programmes* ..... *147*

*7.6 PASTORAL ECONOMY AND FISHERIES* ..... *153*

7.6.1. SECTOR VISION AND MISSION ..... 153
7.6.2. COUNTY RESPONSE TO SECTOR VISION AND MISSION ..... 153
7.6.3. ROLE OF STAKEHOLDERS ..... 154
7.6.5. PROJECT AND PROGRAMMES ..... 159

*7.7. TRANSPORT AND INFRASTRUCTURE* ..... *169*

7.7.1. VISION AND MISSION ..... 169

COUNTY ASSEMBLIES FORUM (CAF)
P. O. Box 73552 - 00200,
NAIROBI, KENYA

7.7.2. COUNTY RESPONSE TO SECTOR VISION AND MISSION ..... 169
7.7.3. ROLE OF STAKEHOLDERS ..... 170
7.7.4. SUB SECTOR PRIORITIES, CONSTRAINS AND STRATEGIES ..... 170
7.7.5. PROJECT AND PROGRAMMES ..... 172
7.8 EDUCATION, GENDER, HUMAN RESOURCE DEVELOPMENT, CULTURE AND SOCIAL SERVICES ..... 178
*7.8.1. Sector Vision and Mission ..... 178*
*7.8.2. County Response to Sector Vision and Mission ..... 178*
*7.8.3. Role of Stakeholders ..... 180*
*7.8.4. Sub Sector Priorities, Constraints and Strategies ..... 181*
*7.8.5. Project and Programmes ..... 183*
7.9. FINANCE AND ECONOMIC PLANNING ..... 196
*7.9.1. Sector Vision and Mission ..... 196*
*7.9.2. County response to sector Vision and Mission ..... 196*
*7.9.3. Role of Stakeholders ..... 197*
*7.9.4. Subsector priorities, constrains and strategies ..... 197*
*7.9.5. Projects and Programmes ..... 199*
7.10 LANDS, PHYSICAL PLANNING & URBAN AREAS MANAGEMENT ..... 205
*7.10.1. Sector Vision and Mission ..... 205*
*7.10.2. County Response to Sector Vision and Mission ..... 205*
*7.10.3. Role of Stakeholders ..... 206*
*7.10.4. Sub sector priorities, constrains and strategies ..... 206*
*7.10.5. Projects and Programmes ..... 209*
7.12. OFFICE OF GOVERNOR/ GOVERNANCE ..... 212
*7.12.1. Vision and Mission ..... 212*
*7.12.2. Operationalization of Vision and Mission ..... 212*
*7.12.4. Role of Stakeholders ..... 213*
*7.12.3. Priorities, Constraints and Strategies ..... 215*
*7.12.4. Project and Programmes ..... 219*
7.13. COUNTY ASSEMBLY ..... 227
7.13.1. SECTOR VISION AND MISSION ..... 227
7.12.2. COUNTY ASSEMBLY RESPONSE TO SECTOR VISION AND MISSION ..... 227
7.12.3. ROLE OF STAKEHOLDER ..... 228
7.13.5. PROJECTS AND PROGRAMMES ..... 232

*CHAPTER EIGHT: IMPLEMENTATION, MONITORING AND EVALUATION ..... 235*

*8.0 INTRODUCTION ..... 235*

8. 1. INSTITUTIONAL FRAMEWORK FOR MONITORING AND EVALUATION AS PER NIMES AND COUNTY M&E SYSTEM ..... 235
8. 2. IMPLEMENTATION, MONITORING AND EVALUATION MATRIX ..... 237
*8. 2.1. Finance and Planning ..... 237*
*8. 2.2. Water Services, Irrigation and Agriculture ..... 241*
*8.2.3 Health Services/Sanitation ..... 247*
*8. 2.4. Tourism, Trade and Industry ..... 251*
*8.2.5. Education, Human Resource Development, Culture/Social Services ..... 254*
*8.2.6 Public Service, Decentralised Services and Disaster Management ..... 265*
*8.2.7. Transport, Roads, Housing and Public Works ..... 269*

COUNTY ASSEMBLIES FORUM (CAF)
P. O. Box 73552 - 00200,
NAIROBI, KENYA

*8.2.9. Pastoral Economy and Fisheries* ..... *276*
*8.3.10. Energy, Environment and Natural Resources* ..... *281*
*8.3.11. Land, Physical Planning and Urban Areas Management* ..... *287*
*8.3.12. Office of Governor/ Governance* ..... *289*
*8.3.13. County Assembly* ..... *294*

*9 APPENDICES* ..... *296*

9.1 COUNTY FACT SHEET ..... 296

COUNTY ASSEMBLIES FORUM (CAF)
P. O. Box 73552 - 00200,
NAIROBI, KENYA

# List of Tables

Table 1: Administrative Units by Division ..... 5
Table 2: Political Units ..... 6
Table 3: Registered and Eligible Voters ..... 6
Table 4: Population Projections by Age Cohorts ..... 8
Table 5: Population Projections by Special Age Groups ..... 9
Table 6: Population Projection by Urban Centres ..... 12
Table 7: Population Density and Distribution by Constituency ..... 13
Table 8: Population Projections by Constituency ..... 14
Table 9: Human Development Indicators for Turkana County ..... 15
Table 10: SWOT Analysis on Gender Inequality ..... 36
Table 11: SWOT Analysis on Disaster Management/Disaster Risk Reduction ..... 37
Table 12: SWOT Analysis on HIV and AIDS ..... 37
Table 13: SWOT Analysis on Environment and Climate Change ..... 38
Table 14: SWOT Analysis (Youth) ..... 39
Table 15: SWOT Analysis on People with Disabilities ..... 40
Table 16: SWOT Analysis on ICT ..... 40
Table 17: SWOT Analysis (POVERTY) ..... 41
Table 18: Finance/Economic Planning ..... 42
Table 19: Water Services, Irrigation and Agriculture ..... 42
Table 9: Health Services/Sanitation ..... 43
Table 21: Tourism, Trade and Industry ..... 44
Table 22: Education, Human Resource Development, Culture/Social Services ..... 45
Table 23: Public Service, Decentralised Services and Disaster Management ..... 45
Table 24: Transport, Roads, Housing and Public Works ..... 46
Table 25: Pastoral Economy and Fisheries ..... 46
Table 26: Energy, Environment and Natural Resources ..... 47
Table 27: Land, Physical Planning and Urban Areas Management ..... 48
Table 28: Governance and Leadership ..... 48
Table 29: Area and Administrative Units by Divisions ..... 56
Table 30: Current production statistics in the county ..... 95
Table 31: Crop production coverage in Turkana County ..... 95
Table 32: Role of Sector Stakeholders ..... 100
Table 33: Subsector Priorities, Constrains and Strategies ..... 101
Table 34: Flagship Projects ..... 102
Table 35: Other Proposed Projects and Programmes ..... 104

COUNTY ASSEMBLIES FORUM (CAF)
P. O. Box 73552 - 00200,
NAIROBI, KENYA

Table 36: Departments in the Sector ..... 114
Table 37: Health Services and Sanitation ..... 117

## List of Maps

Map 1: Map of Turkana County ..... 1
Map 2: Below is an Illustration of the Spartial Structure of Turkana County ..... 54
Map 3: Map showing the Administrative demarcations of Turkana County Sub Counties ..... 55
Map 4: Map showing Constituencies and Wards of Turkana County ..... 57
Map 5: Map Showing the Road Network of Turkana County ..... 62
Map 6: Map Showing the Transport Network of Turkana County and other Counties and Countries ..... 63
Map 7: Showing the distribution of Health facilities in Turkana ..... 65
Map 8: Showing the distribution of rivers in Turkana County ..... 67

## List of Figures

Figure 1: Proposed Structure of County Government ..... 81
Figure 2: Turkana County Government Institutional Framework ..... 83

COUNTY ASSEMBLIES FORUM (CAF)
P. O. Box 73552 - 00200,
NAIROBI, KENYA

## Abbreviations and Acronyms

| | |
|---|---|
| **AAC** | Area Advisory Committees |
| **ACUs** | Aids Control Units |
| **ACK** | Anglica Church of Kenya |
| **ADB** | African Development Bank |
| **ADP** | Area Development Programme |
| **AE** | Adult Education |
| **AIDS** | Acquired Immune Deficiency Syndrome |
| **AIE** | Authority to Incur Expenditure |
| **ALRMP** | Arid Lands Resource Management Project |
| **AMREF** | African Medical and Research Foundation |
| **APHIA** | AIDS, Population and Health Integrated Assistance |
| **ART** | Anti-Retroviral Therapy |
| **ARV** | Anti-Retroviral |
| **ASAL** | Arid and Semi-Arid Lands |
| **ASTU** | Anti-Stock Theft Unit |
| **AWOS** | Automatic Weather Observing Stations |
| **AWP&B** | Annual Work Plan and Budget |
| **BCC** | Behavior Change and Communication |
| **BMU** | Beach Management Unit |
| **C** | Celcius |
| **CAC** | County Agricultural Committee |
| **CACC** | Constituency Aids Control Committee |
| **CAEAC** | County Adult Education Advisory Committee |
| **CAP** | Community Action Plan |
| **CBAHC** | Community Based Animal Health Care |
| **CBOs** | Community Based Organizations |
| **CBPP** | Contagious Bovine Pleuropneumonia |
| **CPBS** | County Public Service Board |
| **CCA** | Climate Change Adaption |
| **CCC** | Comprehensive Care Centre |
| **CDC** | Constituency Development Committee |
| **CCTV** | Closed Circuit Television |

COUNTY ASSEMBLIES FORUM (CAF)
P. O. Box 73552 - 00200,
NAIROBI, KENYA

| | |
|---|---|
| **CDC** | County Development Committee |
| **CDF** | Constituency Development Fund |
| **CDPO** | County Development Planning Officer |
| **CDP** | County Development Profile |
| **CDTF** | Community Development Trust Fund |
| **CEAP** | County Environment Action Plan |
| **CEC** | County Executive Committee |
| **CEOs** | Chief Executive Officers |
| **CEWRH** | County Emergency Warningb and Response Hun |
| **CFW** | Cash for Work |
| **CG** | County Government |
| **CHAST** | Children Health and Sanitation Traning |
| **CHW** | Community Health Worker |
| **CIC** | Constitution Implemrntation Commission |
| **CIDP** | County Integrated Development Plan |
| **CLRC** | Community Learning Resource Centers |
| **CLTS** | Community Led Total Sanitation |
| **CMEC** | County Monitoring and Evaluation Committee |
| **CMDR** | Community Disasster Risk Reduction |
| **Co.** | Company |
| **CS** | County Secretary |
| **CSO** | Civil Society Organizations |
| **DCF** | Drought Contigency Fund |
| **CDDCF** | County Drought Development and Contigency Fund |
| **DFID** | Department for Foreign International |
| **DFZ** | Disease Free Zones |
| **DOL** | Diocese of Lodwar |
| **DM** | Disaster Management |
| **DHIS** | District Health Informaton System |
| **DRR** | Disaster Risk Reduction |
| **DTC** | Diagnostic Testing and Counseling |
| **ECDE** | Early Childhood Development |
| **ECDC** | Early Childhood Development Centre |

COUNTY ASSEMBLIES FORUM (CAF)
P. O. Box 73552 - 00200,
NAIROBI, KENYA

| | |
|---|---|
| **EDEs** | End Drought Emergencies |
| **EIA** | Environmental Impact Assessement |
| **EIRC** | Environmental Information Resource Center |
| **EMCA** | Environment Management and Coordination Act |
| **ESP** | Economic Stimulus Programme |
| **FAO** | Food and Agriculture Orgnization |
| **FBO** | Faith Based Organizations |
| **FFA** | Food For Asset |
| **FFW** | Food for Work |
| **FP** | Family Planning |
| **FPE** | Free Primary Education |
| **FT** | Full Time Teachers |
| **GAM** | Global Acute Malnutrition |
| **GBV** | Gender Based Violence |
| **GDP** | Gross Domestic Product |
| **GDI** | Gender Development Index |
| **GHG** | Green House Gases |
| **GIS** | Geographic Information System |
| **GJLOS** | Governance Justice Law and Order Sector |
| **GOK** | Government of Kenya |
| **GPS** | Global Positioning System |
| **Ha** | Hecters |
| **HDI** | Human Development Index |
| **HIV** | Human Immuno-Deficiency Virus |
| **HQ** | Head Quarter |
| **HSNP** | Hunger Safety Net Programme |
| **ICRC** | International Committee of the Red Cross |
| **ICT** | Information Communication and Technology |
| **IEBC** | Interim Elections and Boundary Review Commission |
| **IDPs** | Internally Displaced Persons |
| **IFMIS** | International Financial and Management Information System |
| **IMF** | International Monetary Fund |
| **IOM** | International Organization of Migration |

COUNTY ASSEMBLIES FORUM (CAF)
P. O. Box 73552 - 00200,
NAIROBI, KENYA

| | |
|---|---|
| **IRC** | International Rescue Committee |
| **ISO** | International Standard Organization |
| **ITSA** | Institute of Trade and Standard administration |
| **IDs** | Identification Cards |
| **IDC** | Information and Documentation Centre |
| **IGA** | Income Generating Activities |
| **JAPR** | Joint HIV and Aids Programme Review |
| **KEMSA** | Kenya Medical Supplies Agency |
| **KENGEN** | Kenya Electricity Generating Company |
| **KETRACO** | Kenya Electricity Transmission Company |
| **KEFRI** | Kenya Forestry Research Institute |
| **KeRRA** | Kenya Rural Roads Authority |
| **KDHS** | Kenya Demographic Health Survey |
| **KFS** | Kenya Forestry Service |
| **Kes** | Kenya Shillings |
| **KHIBS** | Kenya Integrated Households Budget Survey |
| **KM** | Kilometer |
| **KMD** | Kenya Metereological Department |
| **KNALS** | Kenya National Adult Literacy Survey |
| **KNASP** | Kenya National HIV and Aids Strategic Plan |
| **KPHC** | Kenya Population and Housing Census |
| **KPLC** | Kenya Power and Lighting Company |
| **KURA** | Kenya Urban Roads Authority |
| **KRC** | Kenya Redcross Society |
| **KWFT** | Kenya Women Finance Trust |
| **KWS** | Kenya Wildlife Service |
| **LATF** | Local Authority Transfer Fund |
| **LAPSSET** | Lamu Port-South Sudan-Ethiopia Transport |
| **LDH** | Lodwar District Hospital |
| **LOWASCO** | Lodwar Water and sewerage Company |
| **LPO** | Local Purchase Order |
| **LSO** | Local Sale Order |
| **LWF** | Lutheran World Federation |

COUNTY ASSEMBLIES FORUM (CAF)
P. O. Box 73552 - 00200,
NAIROBI, KENYA

| | |
|---|---|
| **M** | Million |
| **MCH** | Mother and Child Health |
| **MDGs** | Millennium Development Goals |
| **MERLIN** | Medical Emergency Relief International |
| **M&** | Monitoring and Evaluation |
| **MoE** | Ministry of Education |
| **MoPHS** | Ministry of Public Health and Sanitation |
| **MoPW** | Ministry of Public Works |
| **MPND** | Ministry of Planning, National Development and Vision 2030 |
| **MoR** | Ministry of Roads |
| **MoWI** | Ministry of Water and Irrigation |
| **MOU** | Memorandum of Understanding |
| **MSMEs** | Micro, Small and Medium Enterprises |
| **MT** | Metric Tonnes |
| **MTCT** | Mother To Child Transmission |
| **MTEF** | Medium Term Expenditure Framework |
| **MTP** | Medium-Term Plan |
| **MYWO** | Maendeleo Ya Wanawake Organization |
| **NACC** | National Aids Control Council |
| **NDMA** | National Disaster Management Authority |
| **NALEP** | National Agriculture and Livestock Extension Programme |
| **NCPB** | National Cereals and Produce Board |
| **NEMA** | National Environmental Management Authority |
| **NERICA** | New Rice for Africa |
| **NGO** | Non-Governmental Organization |
| **NIMES** | National Integrated Monitoring and Evaluation System |
| **NIB** | National Irrigation Board |
| **NMK** | Njaa Marufuku Kenya |
| **NORAD** | Nowregian Organization of Releif and Development |
| **NWFP** | Non-Wood Forest Produce |
| **OVCs** | Orphans and Vulnerable Children |
| **PBOs** | Public Benefit Organizations |
| **PFM** | Public Finance Management |

COUNTY ASSEMBLIES FORUM (CAF)
P. O. Box 73552 - 00200,
NAIROBI, KENYA

| | |
|---|---|
| **PM&E** | Participatory Monitoring and Evaluation |
| **PMC** | Project Management Committee |
| **PMTCT** | Prevention of Mother to Child Transmission |
| **PPP** | Purchase Power Parity |
| **PPP** | Public Private Partnership |
| **PLWHA** | People Living with HIV and Aids |
| **PPR** | Peste Petit Ruminants |
| **PRA** | Participatory Rural Appraisal |
| **PT** | Part time Teachers |
| **QOAs** | Quality Assurance Agency |
| **SACCO** | Savings and Credit Cooperative Society |
| **SDT** | Strategic and Delivery Team |
| **SMART** | Specific Measurable Achievable Relevant and Time Bound |
| **SMEs** | Small Micro-Enterprse |
| **SWAP** | Sector Wide Approach Program |
| **SWG** | Sector Working Groups |
| **SWOT** | Strengths, Weaknesses, Opportunities and Threats Analysis |
| **SSD** | Sub Surface Dams |
| **STI** | Sexually Transmitted Infection |
| **TA** | Transitional Authority |
| **TB** | Tuberculosis |
| **TBAs** | Traditional Birth Attendants |
| **TCC** | Turkana County Council |
| **TUCUMSU** | Turkana County Medical Supply Unit |
| **TUPADO** | Turkana Pastoral Development Orgnization |
| **TUDOF** | Turkana Developmental Organization Forum |
| **TLDP** | Turkana Livestock Development Programme |
| **TRP** | Turkana Rehabilitation Programme |
| **TTI** | Turkana Technical institute |
| **UN** | United Nations |
| **UNDP** | United Nations Development Programme |
| **UNHCR** | United Nations High Commissioner for Refugees |
| **UNESCO** | United Nations Education Science and Culture Organization |

COUNTY ASSEMBLIES FORUM (CAF)
P. O. Box 73552 - 00200,
NAIROBI, KENYA

| | |
|---|---|
| **USAID** | United States Agency for International Development |
| **USADF** | United States Africa Development Foundation |
| **VCT** | Voluntary Counseling and Testing Centre |
| **VSF-B** | Veterenian Sanfrontiers Belgium |
| **WASH** | Water Sanitation and Hygiene |
| **WESCOORD** | Water and Environmental Sanitation Co-ordination Group |
| **WFD** | World Food Day |
| **WFP** | World Food Programme |
| **WRUs** | Water Resource Users |
| **WRUA** | Water Resource Users Association |
| **WVK** | World Vision Kenya |
| **YDI** | Youth Development Index |

COUNTY ASSEMBLIES FORUM (CAF)
P. O. Box 73552 - 00200,
NAIROBI, KENYA

## Glossary of Commonly Used Terms

**Constituencies of Kenya:** Are used to select members of the Kenyan parliament. In accordance with article 89 of the 2010 Constitution of Kenya, there are 290 numbers of constituencies, based on a formula where Constituencies are delineated based on population numbers.

**County:** Not to be confused with the defunct county councils of Kenya, the counties of Kenya are geographical units envisioned by the 2010 Constitution of Kenya as the units of devolved government.[1] The powers are provided in Articles 191 and 192, and in the Fourth Schedule of the Constitution of Kenya and the County Governments Act of 2012. The counties are also single member constituencies for the election of members of parliament to the Senate of Kenya[2] and special women members of parliament to the National Assembly of Kenya[3] As of the 2013 general elections, there are 47 counties whose size and boundaries are based on the 47 legally recognized Districts of Kenya. Following the re-organization of Kenya's National administration, Counties were integrated into a new national administration with The National Government posting County Commissioners to represent it at the Counties.

**County government:** means the county government provided for under Article 176 of the Constitution.

**Disaster Management/Disaster Risk Reduction:** Disaster risk reduction is the concept and practice of reducing disaster risks through systematic efforts to analyze and reduce the causal factors of disasters. Reducing exposure to hazards, lessening vulnerability of people and property, wise management of land and the environment, and improving preparedness and early warning for adverse events are all examples of disaster risk reduction.

**Governor:** The County Governor is elected in accordance with Article 180 of the Constitution. The County Governor is directly elected by the voters registered in the

COUNTY ASSEMBLIES FORUM (CAF)
P. O. Box 73552 - 00200,
NAIROBI, KENYA

county at a General Election for a term of 5 years and, if re-elected, can serve for another final term of 5 years.

**Institutional Framework:** The systems of formal laws, regulations, and procedures, and informal conventions, customs, and norms, that shapes socioeconomic activity and behavior.

**Integrated development plan:** An Integrated Development Plan is a super plan for an area that gives an overall framework for development. It aims to co-ordinate the work of local and other spheres of government in a coherent plan to improve the quality of life for all the people living in an area. It should take into account the existing conditions and problems and resources available for development. The plan should look at economic and social development for the area as a whole. It must set a framework for how land should be used, what infrastructure and services are needed and how the environment should be protected.

**Poverty:** Is the state of one who lacks a certain amount of material possessions or money.[1]Absolute poverty or destitution refers to the deprivation of basic human needs, which commonly includes food, water, sanitation, clothing, shelter, health care and education. Relative poverty is defined contextually as economic inequality in the location or society in which people live.

**Program development**: Is an ongoing systematic process that Extension professionals follow as they plan, implement and evaluate their educational programs. The process is not confined to a four-year planning cycle. It can be applied on a small scale to an individual workshop; on a larger scale to a comprehensive community initiative or to a county or statewide program of action. The scope may be different but the principles of program development remain the same.

**Project management:** Is the discipline of planning, organizing, motivating, and controlling resources to achieve specific goals. A project is a temporary endeavor with a defined beginning and end (usually time-constrained, and often constrained by funding or deliverables), undertaken to meet unique goals and objectives, typically to bring

COUNTY ASSEMBLIES FORUM (CAF)
P. O. Box 73552 - 00200,
NAIROBI KENYA

about beneficial change or added value. The temporary nature of projects stands in contrast with business as usual (or operations), which are repetitive, permanent, or semi-permanent functional activities to produce products or services. In practice, the management of these two systems is often quite different, and as such requires the development of distinct technical skills and management strategies.

**Socio-Economic development** is the process of social and economic development in a society measured with indicators, such as GDP, life expectancy, literacy and levels of employment. Changes in less-tangible factors are also considered, such as personal dignity, freedom of association, personal safety and freedom from fear of physical harm, and the extent of participation in civil society.

**Stakeholders:** Stakeholder is an organization, member or system thataffects or can be affected by an organization's actions. Stakeholder is an entity that can be affected by the results of that in which they are said to be stakeholders, i.e., that in which they have a stake.

**Youth:** The Youth are defined as persons resident in Kenya in the age bracket 15 to 35 years. This takes into account the physical, psychological, cultural, social, biological and political definitions of the term.

COUNTY ASSEMBLIES FORUM (CAF)
P. O. Box 73552 - 00200,
NAIROBI, KENYA

## Foreword

The Turkana County Integrated Development Plan (CIDP) is a comprehensive blue print that will guide the National, County Government and development partners' engagement in the county in the realization of social economic transformation of the residents.

The CIDP complies with the constitutional requirement for public involvement in policy formulation. It therefore contains conclusions and inputs from Wards, Sub-Counties, and county professionals including those in major towns and cities. It summarizes in details the plans and the projects as identified by the local people to address specific and broad strongly expressed issues and challenges during the county wide - community consultative meetings.

This CIDP is based on 10 sectors: Agriculture, Water Services and Irrigation sector; Health and Sanitation Services Sector; Energy, Environment And Natural Resources Sector; Public Service, Decentralized Services And Disaster Management Sector; Tourism, Trade And Industry Sector; Pastoral Economy And Fisheries Sector; Human Resource And Development, Gender, Children And Social Services Sector; Transport, Roads, Housing And Public Works; and Education Sector.

Each of the sectors captured priority development initiatives within which the 2013/14-2017/18 development agenda has been framed and comprehensively articulated. The plan has incorporated Vision 2030 and other national sector linkages as well as addressing the millennium development goals. This development plan identified will focus on a number of flagship projects which will be expected to drive the County's social economic transformation so as to accelerate the realization of quality and equitable development for the people.

The county government intends to employ several resource mobilization initiatives as provided for by the Constitution among them public private partnerships, entering into bilateral agreements with international partners, expanding the engagement framework of Public Benefit Organizations to include resource sharing, expanding the local revenue base and increasing allocations from the national kitty.

In this respect, the county government intends to put in place the necessary legislative framework to provide for that consultation and coordination between the county government and potential investors.

The county Government will in addition enhance attention to maximize collection from local sources and will include review of the current revenue collection structure so as to make it efficient and more effective.

COUNTY ASSEMBLIES FORUM (CAF)
P. O. Box 73552 - 00200,
NAIROBI, KENYA

In order to enable residents to easily track development progress as envisioned in the CIDP we, as the Turkana County government has prepared a shorter version of the CIDPthatwe are calling the CIDP Popular Version.This Popular Version therefore summarizesthetargets, strategies and initiatives ascontained intheCIDP.

To this end, it is our dream that this plan will be realized by all residents, the national and county government, developmental partners and investors through creating synergies and by working together. In line with our County motto; "PamojaTujijenge"- let's build Turkana Coun

**Flagship Projects**

- ➔ Infrastructure; tarmacking of the key national roads joining the County and the rest of the country and main county roads.
- ➔ Establishment of an international airport in Lodwar.
- ➔ Modernization of urban towns complete with essential social services and amenities beginning with Lodwar.
- ➔ Establish Turkana as a tourism destination commencing with the establishment and institutionalization of the county annual cultural Bonanza.
- ➔ Increase energy access and uptake of green energy through investing in geothermal and solar energy generation through Public Private Partnerships.
- ➔ Establish a turkana skill development and support fund to meet human resource needs and capacities for the social economic development of the County.
- ➔ Provide sufficient calorific requirements for over a million residents of Turkana and a further 20% surplus for reserves and export.
- ➔ Own, design and operationalize sustainable utilization of the discovered aquifers in the county for increased productiveity for commercial and domestic use.

**H.E, Hon. Josphat Koli Nanok,**
**Governor,**
**Turkana County.**

COUNTY ASSEMBLIES FORUM (CAF)
P. O. Box 73552 - 00200,
NAIROBI, KENYA

## Preface

The Constitution of Kenya (2010) ushered the country into a new dispensation with two levels of government. The advent of devolution made planning a shared mandate between the National and County governments. Thus, planning at the county level is a requirement under the Constitution and other subsidiary legislation such as the County Governments Act (2012).

Devolving power and functions of government was a resounding citizen vote for better representation of their voice in decision making, equitable sharing of resources and improved service delivery. This is doubly so for residents of Turkana County, who are among communities that had been marginalised since independence. Today, our job is to reverse this trend and create an environment where the hopes and dreams of all can be realised.

At last, devolution has opened a window to direct the vision and aspirations of the people of Turkana County, which I personally share. It offers us a chance to turn the tide of history. With devolution, every county holds the sculptor's chisel with which it will carve itself into whatever form it wishes. The skill to carve the county into what we want must be learnt and attentively cultivated through this document - the Turkana County Integrated Development Plan (2013- 2017).

The first County Integrated Development Plan (CIDP) is our principal policy document. The CIDP was developed through a series of stakeholder consultative forums across the county and I believe it will help us deliver the Turkana dream of a regional economic hub. The document is cognisant of the needs and unique circumstances of county residents and sets out interventions required to bring the county to the same threshold as the rest of the country.

The development plans herein are the hallmark of the aspirations of the County Government to address socio-economic challenges and improve the welfare of residents of this great county. The CIDP espouses strategies and interventions that will spur economic growth and development of Turkana County. Over the medium term period, the County Government

COUNTY ASSEMBLIES FORUM (CAF)
P. O. Box 73552 - 00200,
NAIROBI, KENYA

will implement projects aimed at improving infrastructure, health-care services, education, natural resource and environmental conservation and ensure sustainable livelihoods in the face of climate change.

The dream of a just, equitable and prosperous nation envisaged in the national Vision 2030 strategy is as relevant to the people of this county as it is to all other Kenyans. The CIDP feeds into that vision and I have no doubt that with proper implementation, we can transform Turkana County.

I wish to thank all stakeholders that were involved in development of this document for their commitment and contributions. I now hope that they will fully support its implementation and see it to fruition.

**Hon. Peter Lokoel,**
**Deputy Govenor**
**Turkana County.**

COUNTY ASSEMBLIES FORUM (CAF)
P. O. Box 73552 - 00200,
NAIROBI, KENYA

## Acknowledgements

The Turkana County Government through the Office of the County Executive of Finance and Planning, Honorable Paul Nabuin, wishes to acknowledge in a special way, the technical assistance of all governmental ministries, departments and agencies and also the non-governmental agencies and persons who in one way or another contributed to the formulation of the first ever Turkana County Integrated Development Plan under the guidance of the County Planning Unit.

I would like to also acknowledge the special role played by various sectors and their sectoral heads and representatives in guiding the development of Sectoral Plans.

Special thanks go to the various appointed chairpersons who guided the sectoral stakeholders in the development of the plan. Their overall leadership and guidance was instrumental in delivering this ambitious CIDP for Turkana County.

Last but not least, I wish to acknowledge with much appreciation, the pivotal and strategic role played by the National Government in the process, including the development of standard guidelines issued by Ministry of Devolution and Planning that were used by stakeholders in Turkana County towards the development of this Integrated Strategic Plan.

For all the other stakeholders including individuals who played a key role towards the development of this policy document and were not personally acknowledged, the Office of Executive in Charge of Finance and Planning says "Thank You Very Much" for your invaluable contributions.

**Hon. Paul Ekuwam Nabuin,**
**Executive Committee Member,**
**Finance and Planning,**
**Turkana County.**

COUNTY ASSEMBLIES FORUM (CAF)
P. O. Box 73552 - 00200,
NAIROBI, KENYA

## Executive Summary

Turkana County is situated in the North Western part of Kenya. The County is administratively divided into 7 sub-counties, 30 wards, 56 locations that are further sub-divided into 156 sub-locations. The settlement patterns in the county are determined by various factors such as climate, soil fertility and infrastructure. Katilu has the largest number of people because of irrigated agriculture at Katilu Irrigation Scheme along the Turkwel River. The Turkana people are traditionally pastoralists and the only notable migration pattern is rural to rural movement in the form of nomadism. Rainfall in the county follows a fairly erratic pattern varying significantly both over time and space.

The county, however, experiences both short and long rains. The driest months are January, February and September. The long rains season falls between the months of April to July. Short rains occur during the months of October, November and December. The county population during the Kenya Population and Housing Census of 2009 stood at 855,399. The county population average growth rate is 6.4 percent per annum. This puts the total county population in 2012 at 1,036,586 and the figure is projected to increase to 1,256,152 people in 2015 and to 1,427,797 by 2017 assuming constant mortality and fertility rates.

**Chapter One and Chapter Two** gives the background information on the socio-economic and infrastructural information that has a bearing on the development of the county. The two chapters provide a description of the county in terms of the location, size, physiographic and natural conditions, demographic profiles as well as the administrative and political units. In addition, it provides information on infrastructure and access; land and land use; community organizations/non-state actors; crop, livestock and fish production; forestry, environment and climate change; mining; tourism; employment and other sources of income; water and sanitation; health access and nutrition, education and literacy, trade, energy, housing, transport and communication, community development and Social Welfare. Similarly, the chapters also give a broad array of development challenges experienced in the County and some counter-measure strategies to alleviate these challenges. Most important to note is the fact that despite its rich natural resource base, the county has poverty index of 94 percent with a contribution of 1.3 percent to the national poverty.

COUNTY ASSEMBLIES FORUM (CAF)
P. O. Box 73552 - 00200,
NAIROBI KENYA

**Chapter Three** provides the Turkana County development analysis. The chapter provides the linkage of the County Development Profile with the Kenya Vision 2030, the Medium Term Plans, Millennium Development Goals and the Constitution of Kenya, 2010. It also analyzes the major development challenges and cross-cutting issues that affect the development of the county. The chapter concludes with a highlight of the issues, their causes, the development objectives and strategies mapped to MTEF sectors and County functions as given in schedule four of the Constitution 2010.

**ChapterFour** outlines the stakeholders in the Turkana County and the roles that they play and how their functions are accommodated to avoid duplication of efforts. The chapter has outlined the stakeholders from each sector and the roles they are expected to play. The chapter has separately discussed stakeholder roles in the Agriculture, Water Services and Irrigation sector; Health and Sanitation Services Sector; Energy, Environment and Natural Resources Sector; Public Service, Decentralized Services and Disaster Management Sector; Tourism, Trade And Industry Sector; Pastoral Economy and Fisheries Sector; Human Resource and Development, Gender, Children and Social Services Sector; Transport, Roads, Housing and Public Works; and Education Sector.

**Chapter Five** is the engine of growth of Turkana County because it outlines all the County Development Priority Programs and Projects that are envisaged to be implemented over a period of five years. The Chapter comprehensively provides details of programmes and projects that will be implemented in the Turkana County which includes details of strategic priorities that will be addressed, measurable indicators of performance, and budgets. The chapter lists projects and programs using the format of the sectoral plans developed by various sectors in the county including: Agriculture, Water Services and Irrigation sector; Health and Sanitation Services Sector; Energy, Environment and Natural Resources Sector; Public Service, Decentralized Services and Disaster Management Sector; Tourism, Trade and Industry Sector; Pastoral Economy and Fisheries Sector; Human Resource and Development, Gender, Children and Social Services Sector; Transport, Roads, Housing and Public Works; and Education Sector.

COUNTY ASSEMBLIES FORUM (CAF)
P. O. Box 73552 - 00200,
NAIROBI, KENYA

# CHAPTER ONE

**Map 1: Map of Turkana County**

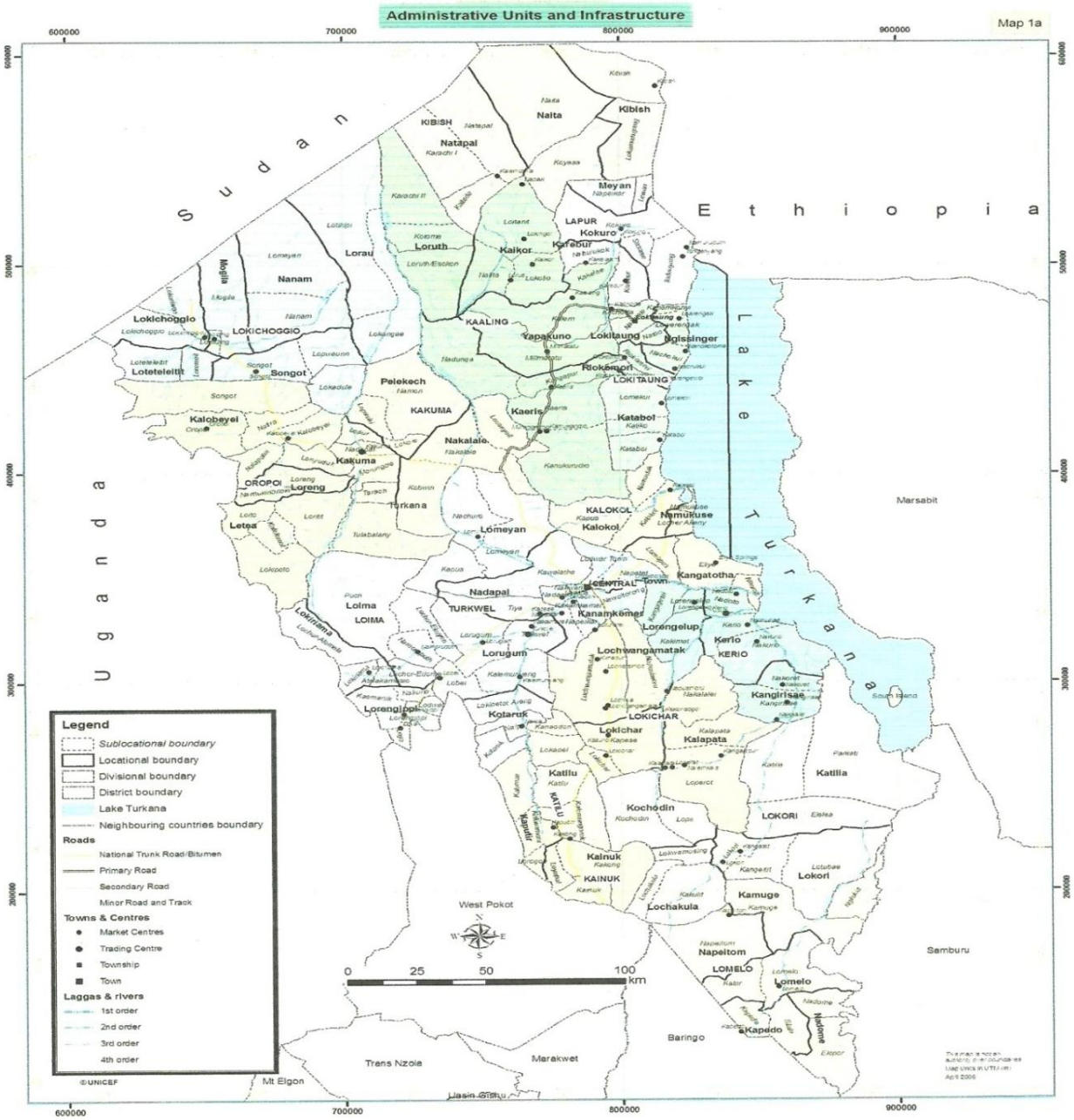

COUNTY ASSEMBLIES FORUM (CAF)
P. O. Box 73552 - 00200,
NAIROBI, KENYA

# 1.0 Introduction

This chapter gives the background information on the socio-economic and infrastructural information that has a bearing on the development of the county. The chapter provides description of the county in terms of the location, size, physiographic and natural conditions demographic profiles as well as the administrative and political units. In addition, it provides information on infrastructure and access; land and land use; community organizations/non-state actors; crop, livestock and fish production; forestry, environment and climate change; mining; tourism; employment and other sources of income; water and sanitation; health access and nutrition, education and literacy, trade, energy, housing, transport and communication, community development and Social Welfare.

**Position and Size**

Turkana County is situated in North Western Kenya. It borders West Pokot and Baringo Counties to the south, Samburu County to the South East, and Marsabit County to the East. Internationally it borders South Sudan to the north, Uganda to the west and Ethiopia to the northeast. The County shares Lake Turkana with Marsabit County. The total area of the county is 77,000 Km² and lies between Longitudes $34^0$ 30' and $36^0$ 40'East and between Latitudes $1^0$ 30' and $5^0$ 30' North.

**Physiographic and Natural Conditions**

### 1.1.1 Physical and Topographic Features

The physiographic features in the county include low lying open plains, mountain ranges and river drainage patterns.

Lake Turkana is at an elevation of 360 meters (1,181 feet) while the surrounding basin is anywhere from 375-914 meters (1,230-3,000 feet).

The main mountain ranges of the county are Loima, Lorengippi, Mogila, Songot, Kalapata, Loriu, Kailongol and Silale mountains. The mountain ranges, because of their high elevation, are normally green, covered with dense bushes and high woody cover. The ranges support important economic activities like honey production, grazing during the dry

COUNTY ASSEMBLIES FORUM (CAF)
P. O. Box 73552 - 00200,
NAIROBI, KENYA

season, wood production, and charcoal production. There are also water catchment sources thus supporting gum Arabica growing and small household *shambas*. The hills in the county consist of Tepes Hills in Kibish Division, Lokwanamor Hills and Lorionotom Hills in Kaikor Division, Pelekech Hills in Kakuma Division and Loima Hills in Loima Division which are characterized by large forests.

The open lying plains consist of the Kalapata and Lotikipi Plains. The plains form part of the arid area in the County and receive the lowest amount of rainfall of around 180 mm per annum. These plains are dominated by dwarf shrub and grassland, which provide forage for livestock during and shortly after the rainy season. However, this forage dries rapidly at the onset of the dry season.

Rivers Tarach, Kerio, Kalapata, Malimalite and Turkwel are the major rivers in the county making them the most important with a potential of producing large amounts of food for the county, if properly utilized.

Lake Turkana is the largest and most saline of the Rift Valley lakes. There is no outlet, and with reduced inflows and high evaporation, this results into depositing of salt in the soil and capping on the surface. The water level is subject to three to four metres seasonal fluctuations. In total, the water level dropped 10m between 1975 and 1992. River Omo from Ethiopia, which is permanent, drains into Lake Turkana. The lake is situated on the eastern part of the county, has northern island, and is endowed with a variety of wild animals namely: hippos, crocodiles and waterfowls. Fishing is the major activity in the lake.

Soils in Turkana County are not well developed due to aridity and constant erosion by water and wind. Often stone mantles cap them. Colluvial soils tend to be reddish over the basement system and generally grey buff or white over the volcanoes. Aeolian soils are dune sands either active or fossil; Alluvial soils range from coarse sands to flash flood silts, while black or brown clays occur locally in areas of impended drainage.

COUNTY ASSEMBLIES FORUM (CAF)
P. O. Box 73552 - 00200,
NAIROBI, KENYA

### 1.1.2 Ecological Conditions

The county is endowed with the Lake, which is a world heritage; it also has a number of rivers that flow into the lake. These include Rivers Turkwel and Kerio among others that are seasonal. The County also has several springs which are scattered across the county especially parts of the lake zones and the Turkana East.

There are insufficient details showing agro-ecological zones by Division but the zones in proportion can be estimated as below.

- Lower midland zone 5 (semi-arid) 3%
- Inner midland zone 4 (transition) 1%
- Inner lowland zone 5 (semi-arid) 16%
- Inner lowland zone 6 (arid) 42%
- Inner lowland zone 7 (very arid) 38%

The forest cover in the county is held in trust by the Local Government where communities utilize all natural resources without many restrictions. There is no gazetted or surveyed forest in the County.

### 1.1.3 Climatic Conditions

Turkana County is arid and semi-arid and is characterized by warm and hot climate. The temperatures range between 20ºC and 41ºC with a mean of 30.5ºC.

The rainfall pattern and distribution is erratic and unreliable with both time and space. There are two rainfall seasons. The long rains *(akiporo)* usually occur between April and July and the short rains between October and November and ranges between 52 mm and 480 mm annually with a mean of 200 mm. The driest periods *(akamu)* are January, February and September. The rainfall is distributed on an east-west gradient with more rainfall in the western parts and other areas of higher elevation. The rainfalls in brief, violent storms result in flush floods. The surface runoff and potential evaporation rates are extremely high.

COUNTY ASSEMBLIES FORUM (CAF)
P. O. Box 73552 - 00200,
NAIROBI KENYA

Due to the low rainfall and high temperatures there is a lot of evapo-transpiration resulting into deposition of salt in the soil and capping on the surface. As a result, only about 30 per cent of the county's soil can be rated as moderately suitable for agricultural production. These moderately fertile soils are found at the central plains ofLorengippi, the upper Loima, the lowlands of the Turkwel, Nakaton and Kawalathe drainage along the lake at the lower Kalokol, Turkwel and Kerio rivers and a portion of the Loriu Plateaus.

For the last two and a half decades, the county has frequently suffered from failures of the annual rains. However, years 2006, 2007 and 2011, witnessed a higher than expected rainfall. This resulted to flash floods with many parts of the county experiencing loss of livestock and pasture.

## ADMINISTRATIVE AND POLITICAL UNITS

### 1.1.4 Administrative sub divisions (districts, divisions and locations)

The county is administratively divided into 7 sub-counties, 17 divisions, 56 locations that are further sub-divided into 156 sub-locations. The Table 1 shows administrative units by division.

**Table 1: Administrative Units by Division**

| District | Division | Area ($km^2$) | No. of Locations | No. of Sub-locations |
|---|---|---|---|---|
| Turkana South | Lokichar | 4536.6 | 3 | 7 |
| | Kainuk | 1684.1 | 2 | 6 |
| | Katilu | 1143.1 | 1 | 4 |
| Turkana East | Lomelo | 4215.9 | 5 | 9 |
| | Lokori | 7091.2 | 4 | 11 |
| Turkana North | Kaaling | 8225.8 | 4 | 13 |
| | Lapur | 2436 | 3 | 7 |
| | Lokitaung | 1857.8 | 4 | 11 |
| Turkana West | Oropoi | 5534.8 | 3 | 11 |
| | Kakuma | 3466.5 | 3 | 10 |
| | Lokichoggio | 8264.8 | 6 | 13 |
| Turkana Central | Kerio | 2704.2 | 3 | 8 |
| | Kalokol | 2139.9 | 3 | 8 |
| | Central | 831.8 | 2 | 5 |
| Loima | Turkwel | 5485.8 | 4 | 14 |
| | Loima | 3429.0 | 3 | 12 |
| Kibish | Kibish | 5633.2 | 3 | 7 |
| **Total** | | **68,680.3** | **56** | **156** |

***Source: 2009 Kenya Population and Housing Census***

COUNTY ASSEMBLIES FORUM (CAF)
P. O. Box 73552 - 00200,
NAIROBI, KENYA

### 1.1.5 Political Units (Constituencies and Electoral wards)

The County has thirty wards and six political constituencies namely: Turkana North, Turkana West, Turkana Central, Loima, Turkana South, and Turkana East Constituencies. The boundaries of these constituencies coincide with those of the sub-counties. Table 8 shows each constituency and its number of wards.

**Table 2: Political Units**

| Constituency | Number of Wards |
|---|---|
| Turkana Central | 5 |
| Turkana North | 5 |
| Turkana West | 7 |
| Loima | 4 |
| Turkana East | 3 |
| Turkana South | 5 |
| Kibish | 1 |
| **Total number of wards** | **30** |

***Source: IEBC Office, Turkana, 2012***

### 1.1.6 Eligible & Registered Voters by Constituency

Table 3 shows the number of eligible voters and registered voters as at December 2012.

**Table 3:Registered and Eligible Voters**

| Constituency | Eligible Voters (2012) | Registered Voters (2012) |
|---|---|---|
| Turkana North | 77,756 | 18,561 |
| Turkana West | 96,541 | 32,513 |
| Turkana Central | 62,785 | 25,970 |
| Loima | 56,168 | 14,115 |
| Turkana South | 63,363 | 19,811 |
| Turkana East | 42,175 | 9,375 |
| **Total** | **398,786** | **120,345** |

***Source: IEBC Website as accessed on 18 December 2012***

Clearly, only 30.2 percent of the eligible voters registered as voters. This low turnout can be attributed to the nomadic way of life of the community and low voter education and awareness. The low voter registration of 22.2 percent in Turkana East could have been caused by insecurity in the constituency. Voter awareness and a more permanent settlement pattern in Turkana Central are the major reasons for a higher voter registration turnout of 41.4 percent.

COUNTY ASSEMBLIES FORUM (CAF)
P. O. Box 73552 - 00200,
NAIROBI, KENYA

## DEMOGRAPHIC FEATURES

### 1.1.7 Population Size and Composition

According to the Kenya Population and Housing Census (KPHC) 2009 results, the County population stood at 855,399. It is projected to have a total population of 1,036,586 in 2012 and 1,427,797 in 2017. These projections are based on a population growth rate of 6.4 percent assuming constant mortality and fertility rates. The increase in the overall population will call for more investment in economic and social facilities such as health services, educational facilities, agriculture and livestock sectors to provide food and employment opportunities. Table 4 provides population projections based on 2009 population census.

Demographic profile of a population is an important variable in any development process since it determines the pattern of resource allocation and utilization. As shown in Table 4, there are more males than females for all age-cohorts. The County has a young population with 60 percent being under the age of 19 years. The County's population is set to grow to 1,427,797 by the year 2017. This represents an increase of 67 percent for the period 2009 to 2017. This calls for urgent management of the population and introduction of specific programs to curb this trend. Analyzing target audience behavior and use of persuasive power of mass media is critical in realizing socio-economic development.

The intensive process should involve sensitizing the community on issues of population, family planning and reproductive health.

COUNTY ASSEMBLIES FORUM (CAF)
P. O. Box 73552 - 00200,
NAIROBI, KENYA

**Table 4: Population Projections by Age Cohorts**

| Age group | 2009(Census) | | | 2012 (Projections) | | | 2015 (Projections) | | | 2017 (Projections) | | |
|---|---|---|---|---|---|---|---|---|---|---|---|---|
| | Male | Female | Total | Male | Female | Total | Male | Female | Total | Male | Female | Total |
| 0-4 | **57,530** | 54,049 | 111,579 | 69,716 | 65,497 | 135,213 | 84,483 | 79,371 | 163,854 | 96,027 | 90,216 | 186,243 |
| 5-9 | **71,898** | 66,175 | 138,073 | 87,127 | 80,192 | 167,319 | 105,582 | 97,178 | 202,760 | 120,009 | 110,457 | 230,466 |
| 10-14 | **77,156** | 66,405 | 143,561 | 93,499 | 80,471 | 173,970 | 113,303 | 97,516 | 210,819 | 128,786 | 110,841 | 239,626 |
| 15-19 | **66,881** | 52,307 | 119,188 | 81,047 | 63,386 | 144,434 | 98,215 | 76,813 | 175,027 | 111,635 | 87,309 | 198,944 |
| 20-24 | **43,110** | 37,149 | 80,259 | 52,241 | 45,018 | 97,259 | 63,307 | 54,553 | 117,860 | 71,957 | 62,008 | 133,965 |
| 25-29 | **30,703** | 30,850 | 61,553 | 37,206 | 37,385 | 74,591 | 45,087 | 45,303 | 90,390 | 51,248 | 51,494 | 102,742 |
| 30-34 | **21,742** | 24,234 | 45,976 | 26,347 | 29,367 | 55,714 | 31,928 | 35,588 | 67,516 | 36,291 | 40,450 | 76,741 |
| 35-39 | **17,473** | 21,423 | 38,896 | 21,174 | 25,961 | 47,135 | 25,659 | 31,460 | 57,119 | 29,165 | 35,758 | 64,924 |
| 40-44 | **14,240** | 15,130 | 29,370 | 17,256 | 18,335 | 35,591 | 20,911 | 22,218 | 43,130 | 23,769 | 25,254 | 49,023 |
| 45-49 | **11,584** | 11,644 | 23,228 | 14,038 | 14,110 | 28,148 | 17,011 | 17,099 | 34,110 | 19,336 | 19,436 | 38,771 |
| 50-54 | 9,211 | 9,137 | 18,348 | 11,162 | 11,072 | 22,234 | 13,526 | 13,418 | 26,944 | 15,375 | 15,251 | 30,626 |
| 55-59 | 6,892 | 6,823 | 13,715 | 8,352 | 8,268 | 16,620 | 10,121 | 10,020 | 20,140 | 11,504 | 11,389 | 22,893 |
| 60-64 | 6,010 | 5,436 | 11,446 | 7,283 | 6,587 | 13,870 | 8,826 | 7,983 | 16,808 | 10,032 | 9,074 | 19,105 |
| 65-69 | 3,419 | 3,129 | 6,548 | 4,143 | 3,792 | 7,935 | 5,021 | 4,595 | 9,616 | 5,707 | 5,223 | 10,930 |
| 70-74 | 2,771 | 2,349 | 5,120 | 3,358 | 2,847 | 6,204 | 4,069 | 3,450 | 7,519 | 4,625 | 3,921 | 8,546 |
| 75-79 | 1,470 | 1,390 | 2,860 | 1,781 | 1,684 | 3,466 | 2,159 | 2,041 | 4,200 | 2,454 | 2,320 | 4,774 |
| 80+ | 2,741 | 2,530 | 5,271 | 3,322 | 3,066 | 6,387 | 4,025 | 3,715 | 7,740 | 4,575 | 4,223 | 8,798 |
| age NS | 238 | 170 | 408 | 288 | 206 | 494 | 350 | 250 | 599 | 397 | 284 | 681 |
| **TOTAL** | **445,069** | **410,330** | **855,399** | **539,342** | **497,244** | **1,036,586** | **653,583** | **602,569** | **1,256,152** | **742,891** | **684,906** | **1,427,797** |

***Source: County Statistics Office, Turkana 2012***

COUNTY ASSEMBLIES FORUM (CAF)
P. O. Box 73552 - 00200,
NAIROBI, KENYA

**Table 5: Population Projections by Special Age Groups**

| Age groups | 2009 (Census) | | | 2012 (Projections) | | | 2015 (Projections) | | | 2017 (Projections) | | |
|---|---|---|---|---|---|---|---|---|---|---|---|---|
| | Male | Female | Total | Male | Female | Total | Male | Female | Total | Male | Female | Total |
| **Under 1** | 7,881 | 7,649 | 15,530 | 9,550 | 9,269 | 18,820 | 11,573 | 11,233 | 22,806 | 13,155 | 12,767 | 25,922 |
| **Under 5** | 57,530 | 54,049 | 111,579 | 69,716 | 65,497 | 135,213 | 84,483 | 79,371 | 163,854 | 96,027 | 90,216 | 186,243 |
| **Primary school Age (6-13)** | 123,970 | 111,089 | 235,059 | 150,229 | 134,619 | 284,848 | 182,050 | 163,134 | 345,184 | 206,926 | 185,425 | 392,351 |
| **Secondary School age (14-17)** | 50,279 | 39,103 | 89,382 | 60,929 | 47,386 | 108,315 | 73,835 | 57,423 | 131,257 | 83,924 | 65,269 | 149,193 |
| **Youth Population (15-229)** | 140,694 | 120,306 | 261,000 | 170,495 | 145,789 | 316,284 | 206,609 | 176,669 | 383,278 | 234,841 | 200,810 | 435,650 |
| **Reproductive age – female (15-49)** | 205,733 | 192,737 | 398,470 | 249,311 | 233,562 | 482,872 | 302,118 | 283,034 | 585,152 | 343,401 | 321,709 | 665,110 |
| **Labour force (15-64)** | 227,846 | 214,133 | 441,979 | 276,107 | 259,490 | 535,597 | 334,591 | 314,454 | 649,045 | 380,311 | 357,422 | 737,733 |
| **Aged Population (65+)** | 10,401 | 9,398 | 19,799 | 12,604 | 11,389 | 23,993 | 15,274 | 13,801 | 29,075 | 17,361 | 15,687 | 33,048 |

***Source: County Statistics Office, Turkana 2012***

COUNTY ASSEMBLIES FORUM (CAF)
P. O. Box 73552 - 00200,
NAIROBI KENYA

Table 5 shows population projection of selected age groups with 2009 as the base year and projections. These include, population of below 1 year,below 5, primary school going age (6-13 years), secondary school going age (14-17years), the Youth (15-29 years), female reproductive age group (15-49) years, the labour force (15-64 years) and the aged population of 65 years and above. These age groups have been identified for analysis because of their critical role in the socio-economic development of the County.

Population distribution by special age groups is vital for planning purposes. It helps to put in place long-term strategies aimed at addressing age specific needs and issues such as mortality for children below five years, education for school going age group, labour force for the 15 to 55 years population and the dependent population. Similarly, it offers policy makers with the necessary information to analyze and interpret the causes of various dynamics that result in population structure changes and the arising challenges.

**Children under 1 year**

The population of this age group increased from 15,530in 2009 to 18,820in 2012 and is expected to increase to 25,922by 2017. Male children are a majority in this age group standing at 9,550 while the females stand at 9,269 in 2012. To plan for this age group, key priorities shall include planning for future enrolment into educational institutions and in making decisions which will put more emphasis to child care e.g. immunization in the health sector.

**Pre- School going Age (Under 5 years):**

The population of this age group is expected to increase from 111,579in 2009 to 135,213in 2012 and 186,243by 2017. Male children stand at 69,716 while the girls at 65,497 in 2012. Important decisions or priorities includes making decisions regarding early childhood development (ECDE) which provide a foundation for meeting the child's cognitive, psychological, moral and emotional needs.

COUNTY ASSEMBLIES FORUM (CAF)
P. O. Box 73552 - 00200,
NAIROBI, KENYA

**Primary School Age (6-13 years)**

The population for this age group in 2009 was 235,059. It grew to 284,848 and is expected to increase to 392,351by 2017. This growth is expected to maintain the pressure on primary school facilities and the teacher pupil ratio at primary school level is not expected to change significantly.

**Secondary School Age (14-17 years)**

The population in this age group now stands at 108,315 and is expected to rise to 149,193 by 2017. Increase in population for this age group implies that the education facilities should be equipped to handle the marginal increase. This calls for continued investment in social and physical infrastructure like schools, training institutions and employment creation.

**Female Reproductive Age Group (15-49 years)**

In 2009 the population of the female reproductive age group (15-49 years) was 192,737 and currently it stands at 233,562in 2012. This is projected to reach 321,709in 2017.This age group is the single most important determining factor of population growth hence one of the main interventions by the health sector will be to improve both child and maternal health.

**Youth (15-29 years)**

This age group had a population projection of 261,000 in 2009 increasing to 316,284 in 2012 and is expected to reach 435,650in 2017. This youth age bracket comprises 31.78 percentof the population. Over the last few years the government and other development partners have initiated projects geared towards empowering the youth economically. For these initiatives to succeed, it is prudent to analyze the age dynamics of this age group and how its growth rate will affect the focus and success of projects.

**Labour Force (15 – 64 years)**

This age group was 441,979 in 2009 and is projected to increase to 535,597 in 2012. This represents 49.34 percent of the total population. This is the economically active age group whose increase will require a commensurate increase in creation of job opportunities. Due to

COUNTY ASSEMBLIES FORUM (CAF)
P. O. Box 73552 - 00200,
NAIROBI KENYA

increase of this age group, it becomes necessary to offer training to the group to make it more productive. Majority of the population in this age group are engaged in the livestock sub-sector mainly pastoralism. In order to absorb the increasing labour force, investment in diverse sectors such as modern agricultural, livestock marketing, mining, fishing, agri-business, and eco-tourism is required. The increase in devolved funds in the County has created employment opportunities. Local contractors employ casual labourers from among the community members and also offices are set up at devolved levels absorb the community members amongst their staff

**Aged population (65+ years)**

The population of this age group in 2012 is 23,993and is expected to increase to 33,048 by 2017. This is a dependent age group and their increase in number calls for the Government and partners to come with programmes such as cash transfers for the elderly.

**Table 6: Population Projection by Urban Centres**

| Urban Centres | 2009(Census) | | | 2012 (Projections) | | | 2015 (Projections) | | | 2017 (Projections) | | |
|---|---|---|---|---|---|---|---|---|---|---|---|---|
| | Male | Female | Total | Male | Female | Total | Male | Female | Total | Male | Female | Total |
| **Lodwar** | 22,349 | 23,019 | 45,368 | 27,083 | 27,895 | 54,978 | 32,819 | 33,803 | 66,623 | 37,304 | 38,422 | 75,726 |
| **Kakuma** | 16,820 | 15,142 | 31,962 | 20,383 | 18,349 | 38,732 | 24,700 | 22,236 | 46,936 | 28,075 | 25,274 | 53,350 |
| **Lokichoggio** | 9,313 | 8,382 | 17,695 | 11,286 | 10,157 | 21,443 | 13,676 | 12,309 | 25,985 | 15,545 | 13,991 | 29,536 |
| **Total** | **48,482** | **46,543** | **95,025** | **58,751** | **56,402** | **115,153** | **71,196** | **68,348** | **139,544** | **80,924** | **77,688** | **158,612** |

***Source: KPHC 2009***

Lodwar Town has the highest population projected to be 54,978 in 2012. The high number in these urban centres is attributed to more influx of people seeking employment and the availability of infrastructure and social amenities. According to the Cities and Urban Areas Act of 2012, only the above three urban centres qualify to be classified as Towns. There is need for improved infrastructural facilities and social amenities in these towns.

COUNTY ASSEMBLIES FORUM (CAF)
P. O. Box 73552 - 00200,
NAIROBI, KENYA

### 1.1.8 Population Density and Distribution

The population density in the county varies from 24 persons per Km² in Turkana Central Constituency to 5 persons per Km² in Turkana East Constituency. The average population density in the County is 12 persons per $km^2$. This is based on the 2009 Kenya Population and Housing Census.

Settlement patterns in Turkana County correspond with natural resource endowment. Low population densities in the rural areas and high population in towns and market centers exhibit this where economic opportunities prevail. Lake Turkana as a resource has influenced a high settlement patterns in the areas along it.

**Table 7: Population Density and Distribution by Constituency**

| CONSTITUENCY | 2009 (Census) | | 2012 (Projections) | | 2015 (Projections) | | 2017 (Projections) | |
|---|---|---|---|---|---|---|---|---|
| | Population | Density ($Km^2$) | Population | Density ($Km^2$) | Population | Density ($Km^2$) | Population | Density ($Km^2$) |
| Turkana Central | 134,674 | 24 | 163,200 | 29 | 197,768 | 35 | 224,792 | 40 |
| Turkana North | 129,087 | 7 | 156,430 | 9 | 189,564 | 11 | 215,467 | 12 |
| Turkana West | 245,327 | 14 | 297,291 | 17 | 360,262 | 21 | 409,490 | 24 |
| Loima | 119,932 | 13 | 145,336 | 16 | 176,120 | 20 | 200,186 | 22 |
| Turkana East | 90,466 | 5 | 109,628 | 6 | 132,849 | 7 | 151,002 | 8 |
| Turkana South | 135,913 | 18 | 164,702 | 22 | 199,588 | 27 | 226,860 | 31 |
| **Total** | **855,399** | **12** | **1,036,587** | **15** | **1,256,151** | **18** | **1,427,797** | **21** |

***Source: County Statistics Office, Turkana 2011***

Turkana Central has the highest concentration of people because it is the County headquarters and has many infrastructural and social amenities. There are also more opportunities, such as job opportunities, in the town than in other areas. On the other hand, Turkana East has the smallest population density densities because of the insecurity levels in the area which is mainly caused by cattle rustling.

COUNTY ASSEMBLIES FORUM (CAF)
P. O. Box 73552 - 00200,
NAIROBI, KENYA

**Table 8:Population Projections by Constituency**

| Constituency | 2009(Census) | | | 2012 (Projections) | | | 2015 (Projections) | | | 2017 (Projections) | | |
|---|---|---|---|---|---|---|---|---|---|---|---|---|
| | Male | Female | Total | Male | Female | Total | Male | Female | Total | Male | Female | Total |
| **Turkana Central** | 66,459 | 68,215 | 134,674 | 80,536 | 82,664 | 163,200 | 97,595 | 100,174 | 197,768 | 110,931 | 113,862 | 224,792 |
| **Turkana North** | 68,655 | 60,432 | 129,087 | 83,197 | 73,232 | 156,430 | 100,820 | 88,744 | 189,564 | 114,596 | 100,871 | 215,467 |
| **Turkana West** | 128,853 | 116,474 | 245,327 | 156,146 | 141,145 | 297,291 | 189,220 | 171,042 | 360,262 | 215,076 | 194,414 | 409,490 |
| **Loima** | 60,080 | 59,852 | 119,932 | 72,806 | 72,530 | 145,336 | 88,227 | 87,893 | 176,120 | 100,283 | 99,903 | 200,186 |
| **Turkana East** | 48,431 | 42,035 | 904,66 | 58,689 | 50,939 | 109,628 | 71,121 | 61,728 | 132,849 | 80,839 | 70,163 | 151,002 |
| **Turkana South** | 72,591 | 63,322 | 135,913 | 87,967 | 76,735 | 164,702 | 106,600 | 92,988 | 199,588 | 121,166 | 105,694 | 226,860 |
| **Total** | **445,069** | **410,330** | **855,399** | **539,342** | **497,244** | **1,036,586** | **653,583** | **602,569** | **1,256,152** | **742,891** | **684,906** | **1,427,797** |

***Source: Kenya Population and Housing Census, 2009***

Turkana West Constituency is the most populated because of the refugee camp in Kakuma. On the other hand, Turkana East has the least population due to insecurity along the border with West Pokot. From table 8, the projections indicate that the population is expected to almost double by 2017 to 1,427,797.

However, for the county to achieve the targets set by the County's Vision there is need for comprehensive measures to be taken to maintain the population at manageable levels. This will reduce the strain on the limited resources available.

COUNTY ASSEMBLIES FORUM (CAF)
P. O. Box 73552 - 00200,
NAIROBI, KENYA

## HUMAN DEVELOPMENT INDICATORS

**Table9:Human Development Indicators for Turkana County**

| Indicators | Weight (County) | Weight (National) |
|---|---|---|
| Human Development Index (HDI) | 0.3331 | 0.561 |
| Youth Development Index (YDI) | 0.5952(Regional) | 0.5817 |
| Gender Development Index (GDI) | 0.4943(Regional) | 0.4924 |
| Human Poverty Index (HPI) | 0.613 | 0.291 |

***Source: Kenya National Human Development Report, 2009***

### Human Development Index

Human Development Index (HDI) is an indicator of long and healthy life, acquisition of knowledge and a reasonable standard of living. These factors are measured by; life expectancy at birth, adult literacy rate and the combined enrolment ratio at primary and secondary and tertiary levels and Gross Domestic Product (GDP) per capita measured in Purchasing Poverty Party(PPP) in US dollars. Table 9 shows that the Turkana County Human Development Index is lower than that of the country. Therefore it can be concluded that the residents of the county are not doing well in the three respects.

### Human Poverty Index

The index brings together different areas of deprivation which means the denial of the most basic opportunities and choices. Unlike the Human Development Index, Human Poverty Index measures the most deprived in the country in the same three areas. Table 9 depicts the country as doing much better than the county. Therefore, the policy makers need to identify and prioritize aspects in which the residents are most deprived to improve the County's performance.

### Gender Development Index

It's a measure of how gender inequality in knowledge acquisition, longevity and health and standard of living affect human development. The gap between the Gender Development Index and the Human Development Index is a measure of gender inequalities. Table 9 shows that there is a significant variation between the county's Human Development Index and the Gender Development Index. It can therefore be concluded that the county is still not free from gender inequalities. Policies need to be put in place to reduce the gap and empower women.

COUNTY ASSEMBLIES FORUM (CAF)
P. O. Box 73552 - 00200,
NAIROBI, KENYA

**Youth Development Index**

It's a youth development index based on; acquisition of wealth, access to education and training, access to labour markets (employment and income), longevity of life (sexual and reproductive health), access to social services opportunities and conditions. Table 9 shows that YDI of the county is slightly above that of the country. However, a lot needs to be done to improve the index and ensure that the youth lead better lives in future.

## INFRASTRUCTURE AND ACCESS

### 1.1.9 Road Network

The county road network is poorly developed. The county has a total road network of 5,496.2 km of which 488.5 km are bitumen, and 5007.7 km earth surface. The challenges faced by this sub-sector include seasonal rivers that cut through roads and poor soils that increase the cost of road construction and maintenance. As a result, a number of roads are rendered impassable during the rainy seasons. Air transport in the county is not developed as well. There is only one airport in Lokichoggio and 22 air strips across the county. Lodwar air strip runway is tarmacked while the rest are just leveled grounds whose runways are not tarmacked.

### 1.1.10 Posts and Telecommunications: Post Offices, Mobile Telephony, landline

Turkana County has five Post Offices namely Lodwar, Kalokol, Kakuma, Lokichoggio and Lokitaung. Lodwar Post Office is the busiest mainly because of the large population and many activities at the county headquarters. There are three mobile telephony operators in the county: Safaricom, which has larger network coverage, Airtel and Orange. The mobile network coverage in the county is 25 per cent. Telekom is the sole provider of landline services with 460 telephone connections.

### 1.1.11 Financial Institutions: Banks, SACCOs, Micro Finance Institutions

There are three banks in the county namely; Kenya Commercial Bank with two branches at Lodwar and Lokichoggio, Equity Bank and Post Bank both in Lodwar. There are also three major Savings and Credit Cooperative Societies (SACCOs): Turkana Teachers SACCO, Elimu SACCO and Kapenguria Teachers SACCO. The Micro Finance Institutions within the County

COUNTY ASSEMBLIES FORUM (CAF)
P. O. Box 73552 - 00200,
NAIROBI, KENYA

include Kenya Women Finance Trust and Kenya Agency for Development of Enterprise and Technology (KADET).

### 1.1.12 Education Institutions: Primary/Secondary Schools, Polytechnics, Colleges, Universities

There are 315 primary schools and 32 secondary schools in the county. There are also two polytechnics namely Kakuma Women Home Crafts and Lodwar Youth Polytechnic. The County has two colleges: Kenya Medical Training College and ECD Teachers Training College. There are only two campus universities; Mt. Kenya University in Lodwar and University of Nairobi in Lokichoggio Town. The Ministry of Higher Education, through the Economic Stimulus Programme (ESP) is constructing a Technical Training Institute in Lodwar.

### 1.1.13 Energy Access (main sources of energy, electricity coverage)

Hydro-electric power from the national grid only connects to Kainuk Centre in the south. However, power generation in Lodwar Town is through the diesel powered generators. Lokori, Lokitaung and Lokichoggio power generation projects stand at about 80 percent complete. 95 percent of the households use kerosene and firewood for lighting. The main sources of cooking fuel are wood fuel, kerosene and charcoal. Solar energy is an emerging source of energy currently being used in pumping water and lighting especially in most schools in the county. Kenya Power is piloting on solar energy and has installed solar panels at its Lodwar sub-station to complement the diesel genset that serves Lodwar Town. The Ministry of Energy through the Department of Renewable energy has installed 98 solar panels in schools and government institutions. It has also acquired 40 Ha of land for its Research and Development Centres.

There is also a great potential in wind power. Data collected indicate the area has some of the best wind resources in Africa, with consistent wind speeds averaging 11 meters/second and from the same direction year round. The Turkana Basin has a unique geographical phenomenon whereby daily temperature fluctuations generate strong predictable wind streams between Lake Turkana (with relatively constant temperature) and the desert hinterland (with steep temperature fluctuations) and as the wind streams pass through the valley between the Mt. Kulal and Mt. Nyiru ranges which effectively act as a funnel causing the wind streams to accelerate (known as

COUNTY ASSEMBLIES FORUM (CAF)
P. O. Box 73552 - 00200,
NAIROBI, KENYA

the Turkana Corridor low level jet stream). The Turkana wind phenomenon stems from the East African jet stream which stretches from the ocean through the Ethiopian highlands and valleys to the deserts in Sudan in a south-east direction all year round. It is this jet stream that has led to the formation of the 300MW Lake Turkana Wind Power Project in the neighboring area of Loyangalani in Marsabit County.

### 1.1.14 Markets and Urban Centres

The county has three urban centres namely Lodwar, Kakuma and Lokichoggio. Lodwar is the most developed with more infrastructural and social amenities. There are nine market centres in the entire county.

### 1.1.15 Types of Housing

There are all the three types of housing in the county. These include; Permanent units, Semi-Permanent and Temporary Units. Permanent houses are mainly found in the urban centres while temporary house units known as *manyattas* constitute the majority of housing in all areas; both rural and urban. The temporary units are mainly constructed by the nomads who are the majority in the county because of their constant movement with animals for pasture and water all over the county. The Semi-Permanent houses are mainly mud walled and roofed with *makuti* or *mabati* in towns or urban areas.

## LAND AND LAND USE

### 1.1.16 Mean Holding Size

The mean holding size for Turkana County is two acres per household. This land is however communally owned and the figure represents the average holding size if it were to be shared.

### 1.1.17 Percentage of Land without Title Deeds

Currently, the land is held in trust for the community by the County Council of Turkana. There is no land under title deeds in Turkana although some three people have certificates of title for the land they have acquired and owned.

COUNTY ASSEMBLIES FORUM (CAF)
P. O. Box 73552 - 00200,
NAIROBI, KENYA

### 1.1.18 Incidence of Landlessness

Since land in the county is owned communally, there are no incidences of landlessness. In rural areas, people are free to graze and settle in any area of their choice. However, in urban and market centres, the local authority at a fee allots land.

## COMMUNITY ORGANIZATIONS/ NON-STATE ACTORS

### 1.1.19 Cooperative Societies,

There are twenty registered cooperative societies with a membership of 8,900 people having a turnover of KES.1, 268,974.00. However, only six cooperatives are active, seven are dormant and another seven have collapsed. The six active cooperative societies include among others Mwalimu, Takwei, and Juakali Artisans. SACCOs encourage a saving culture which is essential for economic empowerment. They also provide loans for its members at lower interest rates than those of commercial banks.

### 1.1.20 Non-Governmental Organizations

There are many NGOs in the county undertaking projects mainly on food security and health. They include among others; World Food Programme (WFP), United Nations Children's Fund (UNICEF), World Vision, Oxfam-GB, Medical Relief International (MERLIN), International Rescue Committee (IRC), Lutheran World Federation (LWF), United Nations High Commissioner for Refugees (UNHCR), Food and Agriculture Organisation (FAO), *Vétérinaires Sans Frontières*- Belgium, Child Fund, Nyanza Reproductive Health Services, Practical Action, among others.

### 1.1.21 Self Help, Women & Youth Groups

There are many registered groups and Community Based Organizations (CBOs) in the county. They are involved in the implementation of community projects like peace building initiatives, Constituencies Development Fund (CDF) projects among others.

COUNTY ASSEMBLIES FORUM (CAF)
P. O. Box 73552 - 00200,
NAIROBI, KENYA

## CROP, LIVESTOCK AND FISH PRODUCTION

### 1.1.22 Main Crops Produced

The main crops produced in the county are sorghum, millet, maize, and vegetables like kales. Farming is mainly practiced at household level through irrigation along the Rivers Turkwel and Kerio.

### 1.1.23 Acreage under Food Crops and Cash Crops

The acreage of land that is arable in the county is approximately 2,500,000 Ha. Much of what is grown is food crops such as maize, sorghum, millet and vegetables. There are no cash crops currently being grown in the county although previously cotton used to be grown at Katilu Irrigation Scheme.

### 1.1.24 Average Farm Sizes

The average farm sizes in the county are at least two acres of land. This is land on average that the people practicing farming hold. This is because, not all the people practice farming or are fully dependent on it for a livelihood

### 1.1.25 Main Storage Facilities

The main storage facilities for farm produce are the traditional granaries mainly constructed within the farms. However, the county has a National Cereals and Produce Board (NCPB) store situated in Lodwar Town.

### 1.1.26 Main Livestock Bred

The main types of livestock bred in the county are cows, goats and sheep (shoats), camels, donkeys, poultry mainly chicken. Most of these breeds are indigenous. There is need to introduce high yielding and drought resistant breeds because livestock production is the main source of livelihood.

COUNTY ASSEMBLIES FORUM (CAF)
P. O. Box 73552 - 00200,
NAIROBI, KENYA

### 1.1.27 Number of Ranches

The county does not have any ranch. However, it has one holding ground at Lomidat abattoir in Turkana West Constituency. The county also had a holding ground at Kainuk in Turkana South Constituency but due persistent cattle rustling, it collapsed. This holding ground had four boreholes, which was developed by Norwegian Agency for Development Cooperation (NORAD).

### 1.1.28 Main Fishing Activities, Types of Fish Produced, Landing Sites

The main fish types are tilapia, mudfish, nile perch and king fish. There are many other species of fish that are harvested in the lake. The county has twenty three registered landing beaches and some of these are Long'ech, Eliye Springs, Kalimapus/Namadak, Merier, Lowareng'ak, Lomekwi, and Kalokol.

## FORESTRY AND AGRO FORESTRY

### 1.1.29 Main Forest Types and Size of Forests

There are no gazetted and non-gazetted forests in the county. However, there are doum palm trees along permanent and seasonal rivers and along the lake. There is need to increase forest cover through introduction of drought resistant tree seedlings and protection of indigenous vegetation/trees.

### 1.1.30 Main Forest Products Gazetted and Non-gazetted Forests

The main forest products include charcoal, wood carvings, fencing posts, firewood, *aloe vera* and herbal medicine. The wood from part of this indigenous vegetation is used to do fencing and erection and construction of local house units called *manyattas.*

### 1.1.31 Promotion of Agro-Forestry and Green Economy for:

#### a) Income Generating Activities including farm forests

The income generating activities derived from the local indigenous forests in the county include aloe vera processing for soaps and shampoo by two groups, one in Namoruputh in Loima sub-

COUNTY ASSEMBLIES FORUM (CAF)
P. O. Box 73552 - 00200,
NAIROBI KENYA

county and Kalemng'orok in Turkana South. There are no farm forests in the county. Apart from the aloe vera businesses, there is also charcoal burning; although from dead wood which people practice after being given licenses by the Forest Department in the county.

**b) Protection of Water Catchment Areas**

The county has several water catchments in the forms of springs and oases. Many of these are along the Lake Turkana and some along the mountain ranges found within the county.

**c) Prevention of Soil Erosion**

The main kind of soil erosion in the county is wind erosion closely followed by splash erosion which is caused by flash floods that is experienced in the county during rainy season. The main interventions that have been done to curb soil erosion are the riverbank protection through construction of dykes and gabions along the rivers Turkwel and Kawalathe.

**d) Provision of Wood Fuel and Generation of energy for industries**

Wood fuel is mainly used in the county for domestic cooking. The County does not have any industries that require large amounts of wood fuel for their operations. However, with the rolling out of the County governments, the LAPSSET transport corridor and introduction of cottage industries, there is set to be a high demand of wood fuel products. A sustainable way of tapping this resource should be employed if the County intends cushioning itself from the effects of climate change.

**e) Improvement of Soil Fertility by Growing Fertilizer Trees**

There are no fertilizer trees grown in the county but there are other ways of improving soil fertility that are used in the area. Since most of the residents are livestock keepers, those with farms use manure acquired from animal droppings which is an organic fertilizer. It is obtained after decomposition of organic matter like cow-dung which replenishes the soil with essential elements like Nitrogen and adds humus to the soil. Compost manure made from decomposing remnants of organic material mainly of plant origin is also used by the farmers.

COUNTY ASSEMBLIES FORUM (CAF)
P. O. Box 73552 - 00200,
NAIROBI, KENYA

It is important to note that soil infertility occurs when the nutrient-rich organic topsoil, which takes hundreds to thousands of years to build up under natural conditions, is eroded or depleted of its original organic material. The conservation of the topsoil by minimizing soil erosion is an important intervention if the County hopes to be food sufficient.

**f) Growing of fruit trees for improved nutrition both for domestic use and surplus for markets**

There are a number of fruit trees now being grown in the county both in the irrigation schemes and other areas. The Katilu Irrigation Scheme grows a number of fruit trees including oranges, guavas, mangoes, pawpaw and bananas. The Child Fund International operating in Turkana Central, Loima and Turkana North has also grown a number of these fruit trees through the Food for Assets (FFA) program. This has nutritional status of the beneficiaries especially in the provision of vitamins. Any surplus is sold to neighbours and at the nearby markets centers' thus providing the farmers with the much needed income to support their families.

**g) Provision of carbon sinks e.g. Carbon Trading**

The goal of Carbon Trading is to allow market mechanisms to drive industrial and commercial processes in the direction of low emissions or less carbon intensive approaches than those used when there is no cost to emitting carbon dioxide and other GHGs into the atmosphere. With the existence of the East Africa Jetstream and the presence of the sun (solar energy) all year round, there is a great potential of earning carbon credits if the county will tap these immense resources.

**h) Beautification Activities in Towns, highways, schools, homes and other public places**

The government through the ESP program has been able to have school gardens in a number of schools within the county. Consequently, Government of Kenya (GoK) and United Nations Children's Fund (UNICEF) through the Water Sanitation and Hygiene (WASH) programme have also rolled out the same programme to other schools within the county. This has improved the beautification and greening of schools.

COUNTY ASSEMBLIES FORUM (CAF)
P. O. Box 73552 - 00200,
NAIROBI, KENYA

**i) Animal Feeds Production Ventures**

The main feed production ventures are done by the Turkana Rehabilitation Project (TRP), National Drought Management Authority (NDMA), the livestock department and development partners through pasture reseeding and fodder production. Also, communities in irrigation schemes store sorghum and maize stems after harvesting and these are used as food for livestock.

**j) Growing and Processing for Medicinal Purposes/Value Plants and Products**

The aloe vera plant is grown in the county by a number of women self-help groups within the county for both its medicinal value and for commercial production of soaps and shampoos. The neem tree is also grown in the county and is used as a herb to treat ailments such as malaria, typhoid, flu and stomach aches. The exploitation of these medicinal plants is however limited to small scale production of herbal products.

**ENVIRONMENT AND CLIMATE CHANGE**

**1.1.32 Major Contributors to Environmental Degradation in the County**

Charcoal burning is a major contributor to environmental degradation in the county. Waste disposal in the county is a problem since the local authorities collects only 0.2% of the community waste. More so, 100,997 households use open defecation in the bush with only 20,214 households using latrines. This situation contributes to water, soil and air pollution and poses a health threat to the communities.

**1.1.33 Effects of Environmental Degradation**

The effects of environmental degradation include; soil degradation and erosion, air pollution, garbage pollution, deforestation, desertification, climate change, wild fires, sand and dust storms and losses due to strong winds like blown roofs.

**1.1.34 Climate Change and its Effects in the County**

The county has experienced effects of climate change over time. The climate is still hot and dry although it has over the time worsened. There have also been cases of continued drought which

COUNTY ASSEMBLIES FORUM (CAF)
P. O. Box 73552 - 00200,
NAIROBI, KENYA

was not the case in the past. The effects of climate change in the county are; cyclic spells of drought, high infant mortality rates due to poor nutrition and low sanitation, increased resource based conflicts, increased morbidity, increased government expenditure on healthcare, increased school drop-out rates, shifts of investments to emergency relief hence compromises development, increased vulnerability to floods and loss of biodiversity.

### 1.1.35 Climate Change Mitigation Measures and Adaptation Strategies

The best ways to curb effects of climate change is to ensure the County's preparedness and capacity to respond and mitigate its effects. Adequate measures should be planned, enhanced, developed or implemented to prevent, moderate, cope with or take of the climatic hazard impact.

Adaptation strategies include; anticipatory adaptation that is done before the impacts of climate change are observed, Autonomous adaptation which is triggered by ecological changes in natural systems and market or welfare changes in human systems and Planned adaptation which is a result of a deliberate policy decision based on awareness that conditions have changed or are about to change and that action is required.

Specific Mitigation measures include; Improved veterinary healthcare service delivery, Livestock breeding through the exploitation of adaptive genotypes, Planting of drought resistant crops, Investing in water harvesting technologies and Irrigation, and Developing effective drought early warning/monitoring systems.

## MINING

### 1.1.36 On-going activities

There are many on-going activities on mining. These include mining of gold although on small scale but in various locations within the county. In addition Ngamia-1ofblock 10BB, successfully encountered over 100 metres of net oil pay. The second well, Twiga South-1, also made an oil discovery in October 2012.

### 1.1.37 Mining potentials

The county has huge deposits of minerals including gold, gem stones among others. There are also prospects of oil deposits within the county and feasibility studies are now on-going.

COUNTY ASSEMBLIES FORUM (CAF)
P. O. Box 73552 - 00200,
NAIROBI, KENYA

## TOURISM

### 1.1.38 Main tourist attractions, National Parks/Reserves

The main tourism attractions in the county are; Lake Turkana, which is protected by UNESCO as a World Heritage Site, Central Island Marine parks within the lake, and Turkana South Game Reserve. The government in the Vision 2030 has earmarked the construction of a resort city at Eliye Springs which is one of the landing beaches along Lake Turkana.This shall be a major gateway for tourists visiting the lake.

### 1.1.39 Main Wildlife

The main wildlife found in the county are; lions, cheetahs, zebras, hyenas, elephants, gazelles, dikdiks, and many other small animals. These are mainly found in the game reserve in Turkana South District. There are also hippos and crocodiles in the lake in addition to the various fish species in the lake. There exists various bird species, key among them the flamingos in Lake Turkana.

### 1.1.40 Tourist class hotels/restaurants, bed occupancy

There is only one tourist class hotel in the county situated at the beach side of the lake at the area around Eliye Springs. However, there are also two camping sites within the same area to cater for camping tourists. Lodwar town has a number of hotels that can accommodate tourists and these include; Ceamo, Shirpa, Sunfields, Midwest,Chomazone,Lodwar Lodge, County Palace, Turkwel Lodge, St.Teresa Catholic Centre, Golden Guest House and Sanayan Guest House.

## INDUSTRIES

Turkana Meat Processors Limited is the only industry in the county. However, there is potential for fish, mineral water and cement industries due to the availability of enough raw materials. Poor infrastructure has been a major hindrance to developing this field.

COUNTY ASSEMBLIES FORUM (CAF)
P. O. Box 73552 - 00200,
NAIROBI, KENYA

## EMPLOYMENT AND OTHER SOURCES OF INCOME

### 1.1.41 Wage Earners

Wage earners make up approximately six percent of the entire population. These are employed in sectors ranging from education, government, domestic to humanitarian organizations. A major section of these is non-residents. The county needs to come up with objective post-secondary training programmes that are market driven to suit the county employment needs. Areas that have opportunities for growth include security, construction, casual and skilled labour.

### 1.1.42 Self-employed

The proportion of self-employed in the county is very low since the majority of the population youth prefer wage employment. However, with the provision of alternative sources of livelihood like farming, trade and the expansion of the Disease Free Zone, this will increase the proportion of the self-employed. The provision of banking services including the access to credit facilities is necessary to foster growth and development for self-employment.

### 1.1.43 Labour force

The labor force consists of everyone of working age from the minimum bracket age (around 15) and below retirement (around 65), who are participating workers, that is people actively employed or seeking employment. The labour force in the county is mainly from the youth and it constitutes 49.34 percent of the entire population. This contributes to around 2.4 percent of the national labour force. A large proportion of this labour force remains untapped due to inadequate skills/training for the locals and also fewer employment opportunities.

### 1.1.44 Unemployment levels

The county suffers high unemployment levels of approximately 70 percent compared to a national rate of 42 percent. An explanation for the high rates of unemployment stems from structural unemployment where there is a mismatch between the skills of the workforce and the requirements of the new job opportunities. Regional unemployment as a result of marginalization has contributed greatly to unemployment levels in the county.

COUNTY ASSEMBLIES FORUM (CAF)
P. O. Box 73552 - 00200,
NAIROBI, KENYA

## WATER AND SANITATION

### 1.1.45 Water Resources and Quality

The main water sources in the county are hand dug shallow wells, piped water and river water. The access to quality water is still a big problem for the county although through the GOK/UNICEF WASH Programme, the community has largely benefitted from water dug for schoolchildren because of the high yields experienced in some areas.

### 1.1.46 Water Supply Schemes

The county has only one water supplying organization called LOWASCO. This organization is mandated to supply water within Lodwar town. The rest of the areas get water from the boreholes, and shallow wells dug which respective Water Users Associations manage.

### 1.1.47 Water Sources (distance to nearest water points)

The main water sources in the county are rivers; hand dug shallow wells, water pans, boreholes and rock catchment. There also exists several springs.

The distance to and from the nearest water points are varied depending on the areas but on average is between 5-10 kilometres. In urban centres and some market centres, different Water Users Associations have managed to pipe water closer to settlements thus reducing the distance to the nearest water points. However, in far flung areas like Kibish, Lorengippi, Lomelo and Mogila, distances covered is much higher ranging from 10-20 kilometres.

### 1.1.48 Sanitation

The latrine coverage is between6 to14 percent and this requires much attention. However, through the GOK/UNICEF WASH Programme that is putting up latrines in primary schools, latrine coverage is being improved. Also, the Community Strategy rolled out by the Ministry of Public Health and Sanitation is expected to improve the situation. This includes entrenching of the Community Led Total Sanitation (CLTS) that focuses on the behavioral change needed to ensure real and sustainable improvements – investing in community mobilization instead of hardware, and shifting the focus from toilet construction for individual households to the creation of open defecation-free villages. By raising awareness that as long as even a minority continues

COUNTY ASSEMBLIES FORUM (CAF)
P. O. Box 73552 - 00200,
NAIROBI KENYA

to defecate in the open everyone is at risk of disease, CLTS triggers the community's desire for collective change, propels people into action and encourages innovation, mutual support and appropriate local solutions, thus leading to greater ownership and sustainability.

## HEALTH ACCESS AND NUTRITION

### 1.1.49 Health Access (Health Facilities, Personnel)

Access to health in the county is still low due to few health facilities compared to the land mass and the local population. There are four level IV hospital, 9 health centers and 71 dispensaries. Therefore, there is need to establish more health facilities to increase accessibility to health services. Staffing of existing facilities is low and the medical personnel in the County would prefer joining the NGOs for a better pay, hence a high turnover. Doctor population ratio stands at 1:70,000 while nurse/population ratio is 1:5,200 which is not adequate.

### 1.1.50 Morbidity

The five most common diseases in the order of prevalence are; Malaria (41.8percent), Respiratory Tract Infections (20.2percent) Stomachache (6percent), Diarrhoeal diseases (2.6percent), Flu and others (8.5percent). Malaria tops the list because the environment favors the breeding of mosquitoes, which are the vector for malaria. A lot of dust in the county has contributed to high incidences of Respiratory Tract Infections, while poor sanitation contributes to Stomachache and Diarrhoeal diseases.

### 1.1.51 Nutritional Status

Nutritional statuses of children within the county are extremely low. Turkana has been registering the highest levels of Global Acute Malnutrition (GAM) rates in the country. For instance, in early 2012, Global Acute Malnutrition rates were 26percent in Kalokol, 32percent in Lokitaung and 30percent in Lokichar. This is mainly caused by inadequate or unbalanced diet and poor eating habits. People tend to over-rely on maize as a source of carbohydrates and beans for proteins thereby ignoring fruits and vegetables, which are vitamin rich nutrients.

Stunted growth is the reduced growth rate in human development. It is a primary manifestation of malnutrition in early childhood, including malnutrition during fetal development brought on

COUNTY ASSEMBLIES FORUM (CAF)
P. O. Box 73552 - 00200,
NAIROBI, KENYA

by the malnourished mother. Stunting and its effects typically become permanent. Stunted children may never regain the height lost as a result of stunting, and most children will never gain the corresponding body weight. It also leads to premature death later in life because vital organs never fully develop during childhood. Growth stunting is identified by comparing measurements of children's heights to their corresponding weights. Children who fall below the fifth percentile of the reference population in height for age are defined as stunted.

Emergency measures include providing deficient micronutrients through fortified sachet powders or directly through supplements. There is a growing realization among aid groups that giving cash or cash vouchers instead of food is a cheaper, faster, and more efficient way to deliver help to the hungry, particularly in areas where food is available but unaffordable.

### 1.1.52 Immunization Coverage

Immunization coverage in Turkana County is 30percent. This can be attributed to inadequate cold chains for storing the vaccines at the existing health facilities. Long distances to and from the facilities, also contribute to the low immunization coverage.

Other reasons why there is low immunization coverage include inadequate staffing, inability for health staff to reach members of the community, culture among others. This has led to rise in prevalence of immunizable diseases like measles and polio.

### 1.1.53 Access to Family Planning Services/Contraceptive Prevalence

The uptake of contraceptives currently stands at about 40percent. Different actors and general awareness that has led to the increasing number of people seeking family health services attribute this to intensified advocacy and campaigns. The uptake of these services has led to the reduction of sexually transmitted diseases and increased use of contraceptives.

## EDUCATION AND LITERACY

### 1.1.54 Pre-School Education

The number of ECD centres in the County is 682 with an enrolment of 101,094 pupils. This is attributed to the increasing number of children who are under five years of age enrolling in these

COUNTY ASSEMBLIES FORUM (CAF)
P. O. Box 73552 - 00200,
NAIROBI, KENYA

centres. It may also be due to continued advocacy on importance of getting basic education. Most of these centres do not have adequate facilities.

### 1.1.55 Primary Education

There are 338 primary schools in the County. The Ministry of Education and Faith Based Organizations like Diocese of Lodwar are taking measures in ensuring that basic primary education is accessible to as many children as possible. Among them are establishing more schools, improving the learning conditions through school friendly programmes such as School Feeding Programme and , supporting volunteer teachers.

### 1.1.56 Literacy

The literacy levels in the county are still low and are estimated to be 46percent. This has increased due to more effort being put by the government and non-state actors to bring the illiteracy levels down through increasing enrolments in Adult Education Programme and increasing access to basic primary education as well.

### 1.1.57 Secondary Education

There are 33 secondary schools in the county with two national schools namely Turkana Girls Secondary School in Loima Sub-county and Lodwar High School in Turkana Central Sub-county. The enrolment in the 33 secondary schools is 4,501 with a total of 225 government teachers.

### 1.1.58 Tertiary Education

The county has two university campuses and two colleges. The colleges are the Kenya Medical Training College and the ECD Teachers College at the Turkana Resource Education Centre. Mount Kenya University has a satellite campus in Lodwar which is a branch of the institution's Eldoret campus while the University of Nairobi has a campus in Lokichoggio. The Ministry of Higher Education is also constructing a Technical Training Institute in Lodwar which shall start operating as a campus of Kisumu Polytechnic.

COUNTY ASSEMBLIES FORUM (CAF)
P. O. Box 73552 - 00200,
NAIROBI, KENYA

# CHAPTER TWO

## 2.0 County Socio-Economic Development, Challenges and Strategies

### 2.1 Development Challenges

The county has a poverty index of 94 percent with a contribution of 1.3 percent to the national poverty. Government has been implementing various projects and programmes; all geared towards poverty reduction and boosting food security in the County. There has been considerable achievement although the County continues to face various challenges that hinder development. The major ones include, land tenure system, persistent drought, water insufficiency, insecurity, national resources' management and conservation, poor and inadequate infrastructural facilities, market related challenges, livestock diseases and low literacy levels.

#### 2.1.1 Land Tenure System

Turkana County has been dragged behind in development by the communal land tenure system which has continuously barred the local communities and other development agents from investing in the county. The land is owned in trust by the local authorities in the area.

There are not more than five persons with title deeds in the entire county. The reason for this is that land is still communally owned. This has led to potential investors opting to invest outside the county and this has slowed development and growth of major towns or centres in the county.

Further, most of those living in the county do not have the necessary documentation for the land they own or live in. This calls for immediate attention, for there is need of ownership of land to enable people have access to loans, and build investor confidence and assurance in their investments.

#### 2.1.2 Drought

Drought has become a common occurrence in the county. The county does not receive adequate and reliable rainfall therefore experiencing drought very often. As a result, pastoralism and agro-pastoralism which are the main livelihoods of the county's economy are greatly affected thus leading to famine. Domestic animals, which provide the main coping mechanism for the people, do not fetch enough prices to enable the families purchase food in the market hence much of the

COUNTY ASSEMBLIES FORUM (CAF)
P. O. Box 73552 - 00200,
NAIROBI KENYA

county population has a low purchasing power. The phenomenon has become cyclic such that the county relies on relief food to sustain its people.

### 2.1.3 Inadequate Water

The county has inadequate water for domestic use, livestock and crop irrigation. The rainfall is inadequate and unreliable amounting to an average of 200 mm of rainfall per annum. About 88 percent of the county's residents depend on surface and sub-surface dams for water, which often do not hold sufficient water due to the high evaporation rate during the dry seasons. The already existing water supplies are overstretched and unable to supply enough water for the increasing population.

To improve the water supply situation, the county needs to embark on the rehabilitation of the existing water schemes to increase their efficiency and construction of earth dams and pans. The communities need to be encouraged to build shallow wells, sub-surface dams and also undertake roof catchments to harvest rainwater. Programmes aimed at protecting the water catchment areas and harnessing the water from Kerio, Malimalite, Tarach, Suguta, Kalapata and Turkwel Rivers will also be of great importance.

### 2.1.4 Insecurity

Pastoralists in Turkana County are both nomadic and sedentary and they keep cattle, sheep, goats and camels. Access to pasture during the dry season is a key source of conflict between the pastoralists with the neighbouring communities. Wealth (livestock), ethnocentrism and proliferation of illicit arms are the main causes of cattle raids in the county. These conflicts lead to destruction of social amenities, loss of economic opportunities and lives. These have been major causes of insecurity as they normally end up in highway banditry and cattle rustling**.** Insecurity has been a major drawback to economic development in the county. Most of the cases of insecurity reported in the county are related to cattle rustling.

### 2.1.5 Environmental degradation

The county is prone to climatic shocks and has a fragile ecosystem. The soils are loose and are easily washed away by flash rains and heavy winds. Charcoal burning activities, deforestation, overstocking and the effects of increasing aridity due to climate change do contribute to environmental degradation.

COUNTY ASSEMBLIES FORUM (CAF)
P. O. Box 73552 - 00200,
NAIROBI, KENYA

### 2.1.6 Poor and Inadequate Infrastructural Facilities

Kainuk shopping centre is the only area in the county connected to the national electricity grid. However, the other sub county headquarters within the county; Lokichar (Turkana South); Kakuma (Turkana West); Lokitaung (Turkana North); Lorugum (Loima); and Lokori (Turkana East), have no electricity. This has resulted in lack of business and hindered industrial endeavours being initiated in these areas.

In Lodwar town, (the sub county headquarters for Turkana Central and the county headquarters), electricity is generated and distributed by Kenya Power Co. diesel generators which are unreliable and prone to breakdowns besides being limited in capacity. Growth of key sectors and industries such as fish value addition and livestock processing is thus curtailed.

Additionally the condition of the road network in the county is deplorable. The main road from Kainuk to Lodwar is in a bad state coupled with poor feeder roads, the movement of people and goods is often interrupted during the rainy season. The Lodwar to Lokichoggio road, which is 215 kilometres, is motorable and has bitumen although it requires some maintenance and repair.

Air transport is not well developed. There is only one airport at Lokichoggio and 22 airstrips spread across the county. Lokichoggio Airport started in the 1970's as a small Airstrip being used by missionaries working in the remote parts of Turkana District, Northern Kenya. Later on and particularly in 1986, when the Sudanese civil war intensified there was an influx of refugees from Southern Sudan into Kenya. This required intervention from the international community in the form of provision of relief and medical supplies to the refugees through the airstrip. As these intervention increased, the airstrip was then elevated to be an airport. The other existing airstrips are not well developed.

The county has three mobile telephony companies: Safaricom, Airtel and Orange. However, their coverage is only limited to major urban centres/towns. This has greatly affected communications, investment and security as people are forced to move to the urban centres to communicate.

Educational institutions in the county face various problems ranging from inadequate human resource, infrastructural development, and inadequate access to clean water and sanitation facilities. This has impacted negatively on the quality of education and affected both enrolment

COUNTY ASSEMBLIES FORUM (CAF)
P. O. Box 73552 - 00200,
NAIROBI, KENYA

and retention of the pupils especially in primary and Early Childhood Development (ECD) schools.

The available financial institutions are concentrated within one central place – Lodwar. This leads to low savings rate, low borrowing and slow uptake of investment opportunities within the county. The compounding effect of this is slow economic growth of individuals and the county at large.

### 2.1.7 Inadequate Marketing System

There are few lending institutions due to unfavourable business environment, which has limited access to financial services and lack of properly organized marketing. Where financial services are available, the cost of credit has been unfavourable resulting in the lack of capital to finance enterprise development. Pastoralism is the main economic activity hence livestock and livestock products are the main enterprises. Limited access to financial services has greatly affected trade, livestock and agriculture sub-sectors.

### 2.1.8 Livestock Diseases

The county's residents rely mainly on pastoralism as a source of livelihood. However, the livestock sub-sector faces major challenges such as livestock diseases, which affect the county time and again. These diseases include Peste Petis Ruminants (PPR), Contagious Bovine Pleuropneumonia (CBPP), Trypanosomiasis, and Mange. The technical government staffs in the county, with support from Community Animal Health Workers, implements programmes to mitigate the effects of diseases. However these interventions are challenged by inadequacy of tools, equipment and vaccines to handle the diseases adequately. This inadequate equipment includes fridges, cool boxes and vaccine carriers.

### 2.1.9 Low Literacy Levels

The low literacy levels of 22.2 percent in the county can be attributed to many causes which include extreme poverty, understaffing in schools and cultural practices such as early marriages. Other calamities such as drought and inter boundary conflicts also inhibit the provision of proper education resulting in low literacy and education standards.

COUNTY ASSEMBLIES FORUM (CAF)
P. O. Box 73552 - 00200,
NAIROBI, KENYA

**Cross-Cutting Issues**

### 2.1.10 Gender Issues

Women in Turkana County are usually relegated to the periphery in many areas. They have lower political, social and economic status. In addition, the domestic and social burden mainly falls on the woman. The women are expected to undertake all the domestic chores like fetching water, firewood and looking after the children. The women also have the added burden of feeding their families, which is evident in times of famine, where the women constitute a higher per cent of those who collect relief food. Even in Food for Work programmes, where men are expected to be more, the women constitute more than 50 percent of those working; irrespective of the nature of the project.

**Table 10: SWOT Analysis on Gender Inequality**

| Strengths | Weakness | Opportunities | Threats |
|---|---|---|---|
| Establishment of Ministries responsible for Gender, Children and Social Development and those responsible for Youth and Sports;<br>Existence of Maendeleo Ya Wanawake Organization (MYWO);<br>Existence of Women and Youth empowerment programmes e.g. Kenya Women Finance Trust (KWFT), Youth Fund and Women Enterprise Fund; Adult and continuing education programmes | Non-recognition and representation of women in major forums and county committees. | Existence of law on gender balance (Constitution);<br>Creation of awareness on the existence of support programmes. | Negative cultural practices |

### 2.1.11 Disaster Management/Disaster Risk Reduction

Disaster is a serious disruption of the normal operations of a community thus resulting in widespread human, material or environmental loss. It causes damage that goes beyond the ability of the affected community to cope with using its own means or resources.

Turkana County in the recent past has faced serious disaster experiences including the flash floods of 2006, serious livestock diseases and the recurring drought. All of these disasters have caused human suffering in addition to slowing the development in the recent past.

COUNTY ASSEMBLIES FORUM (CAF)
P. O. Box 73552 - 00200,
NAIROBI, KENYA

**Table 11: SWOT Analysis on Disaster Management/Disaster Risk Reduction**

| Strengths | Weakness | Opportunities | Threats |
|---|---|---|---|
| Installation of Early Warning Systems by the National Drought Management Authority;<br>Low incidence of contagious diseases;<br>Availability of natural resources. | Low capacity of Disaster Management staff to cope with disasters;<br>Low community awareness on Disaster Management. | Introduction of poverty and health care related programmes;<br>Introduction of Devolved System of Governance. | Increase in number of orphaned children;<br>Loss of property;<br>Loss of skilled manpower. |

### 2.1.12 HIV and AIDS

The HIV and AIDS pandemic is currently a major cross-cutting issue in the county. Although the prevalence rates reduced from 8.3 per cent in 2008 to 6.9 percent in 2012, the impacts of the disease at the household level are still significant with family resources being overstretched to address the needs of the infected and affected.

Many children are now heading households and therefore unable to attend school. Resources which would have been used for productive household investments are diverted to healthcare and orphan care. HIV and AIDs therefore threatens to undermine achievements gained in education and economic development because the age group most affected is that of 15-49 years, which is also the most economically productive.

**Table 12: SWOT Analysis on HIV and AIDS**

| Strengths | Weakness | Opportunities | Threats |
|---|---|---|---|
| Presence of strong National Aids Control Council (NACC) structures in the county, District Technical Committees(DTCs), County Aids Control Council (CACCs);<br>Trained staff;<br>Strong community participation in HIV and Aids programs. | Lack of harmonization of donor support organizations;<br>Low participation into comprehensive care of HIV positive women identified through Prevention of Mother To Child Transmission (PMTCT);<br>Low counselling of couples;<br>Few Sub-Aids Control Units (ACU) | Promotion of condom use, mobile Voluntary Counselling and Testing (VCT) and PMTCT services;<br>Intensified research on HIV/Aids and related diseases;<br>Behaviour Change Communication(BCC) campaigns to promote couple counselling, safe sex ,fight stigma and increase Antiretroviral | Stigma towards usage of condoms due to cultural and religious barriers;<br>Tribal conflicts/cattle rustling, food shortage and other related epidemics;<br>Poor transport and communication network;<br>Increase in number of orphaned children and stigma to the People Living With HIV Aids (PLWHA) by the community members. |

COUNTY ASSEMBLIES FORUM (CAF)
P. O. Box 73552 - 00200,
NAIROBI, KENYA

| Strengths | Weakness | Opportunities | Threats |
|---|---|---|---|
| | implementing work place policy on HIV/Aids;<br>Unavailability of ARVs in all dispensaries;<br>Low number of income generating activities supporting HIV affected groups and the existing ones are not sustainable. | Therapy (ART) services;<br>Cash Transfer Support Programme for OVCs;<br>Impact assessment survey of HIV & AIDS on the human resource. | |

### 2.1.13 Environment and Climate Change

The environment is the bedrock of economic and social development in Kenya. Access to natural resources is crucial for sustaining rural livelihoods, facilitating economic activities and social services as well as for supporting the informal urban economic activities. Consequently, environmental considerations need to be incorporated into policy and planning frameworks of all sectors of the economy.

Turkana County in the early eighties and nineties had a favourable climate. The rains were regular and adequate and during the long rains period, the County would record rainfall ranging between 750mm to 1000mm annually. This has however changed over the recent times and currently the county receives a maximum of 500mm annually. This may have been caused by human activities in forests and water catchment areas. Others causes could be reduction of water levels in Lake Turkana due to the damming of river Omo.

**Table 13: SWOT Analysis on Environment and Climate Change**

| Strengths | Weakness | Opportunities | Threats |
|---|---|---|---|
| Low incidence of contagious disease;<br>Unpolluted air;<br>Soil Fertility enhanced;<br>Availability of natural resources | Low community awareness on environmental issues;<br>Inadequate coordination of environmental issues implementers in the county;<br>Non-prioritization of environmental issues by the local authorities;<br>Unfavourable Land Tenure system. | Establishment of environmental management structures;<br>Presence of CBOs, FBOs and NGOs addressing environmental issues. | Persistent high poverty levels;<br>Increase in population<br>Insecurity. |

COUNTY ASSEMBLIES FORUM (CAF)
P. O. Box 73552 - 00200,
NAIROBI, KENYA

### 2.1.14 Youth

Youth represent 31.8 percent of the total population in the county and they play a vital role in development. The youth stand to benefit from the long-term development initiatives that are being started in the present day.

Some of the major challenges faced by the youth include drug and substance abuse. This has affected performances of young people in schools. Out of school youth have failed to engage in economic activities that could enable them create wealth. This has resulted in social disorder and moral decay and exposure to HIV and Aids.

**Table 14: SWOT Analysis (Youth)**

| Strengths | Weakness | Opportunities | Threats |
|---|---|---|---|
| Many active youth groups;<br>Goodwill and support from development partners in the county;<br>Ready market for local produce. | Low literacy levels amongst the youth;<br>Limited number of youth officers;<br>Poor transport and communication infrastructure;<br>Lack of comprehensive policy on sports. | | Insecurity;<br>Negative cultural practices & beliefs on youth;<br>Increase in HIV and Aids infection rates;<br>School drop-outs and non-attendance of school;<br>Increase in crime and use of drugs;<br>Food insecurity. |

### 2.1.15 People with Disabilities

This group has been marginalized in all sectors of development within the county. For a long time, people living with disabilities have been treated with disdain and seen as dependents who cannot add value to developmental processes. There has been a national campaign to recognize that people living with disabilities should not be treated with contempt but should be given equal opportunities similar to those given to other special interest groups such as women and the youth. A major challenge in the county is that there are only a few institutions that take care of the needs of persons with disabilities.

For planning purposes, there is need to establish the population of persons with disabilities and bring them on board in decision making in issues pertaining to them. Further, there is need to

COUNTY ASSEMBLIES FORUM (CAF)
P. O. Box 73552 - 00200,
NAIROBI, KENYA

target people with disabilities to empower them economically. In addition, there is need to sensitize the community about challenges facing people with disabilities, so that they can be integrated into the society and where special assistance is needed; linkages can be made with support institutions such as the Association of People with Disabilities in Kenya (APDK).

**Table 15: SWOT Analysis on People with Disabilities**

| Strengths | Weakness | Opportunities | Threats |
|---|---|---|---|
| Integrated programmes for people with disabilities in project intervention;<br>Support from development actors to people with disabilities. | There is no documented information on persons living with disabilities in the county;<br>Inadequate facilities for people with disabilities;<br>Unreported cases of disabilities by community members. | Categorization of persons with disabilities as part of the vulnerable groups in the drought intervention measures that include food distribution. | HIV and Aids pandemic;<br>Insecurity;<br>Food insecurity;<br>Continued stigmatization of persons living with disabilities. |

### 2.1.16 Information and Communication Technology

Information Communication Technology is a sector that is yet to achieve its full potential in the county. ICT is a major driver for development. However the ICT hardware and the connections to the Internet access have been limited. There is therefore need to attract new partners to invest in this sector which has a lot of potential in the county.

**Table 16:SWOT Analysis on ICT**

| Strengths | Weakness | Opportunities | Threats |
|---|---|---|---|
| Availability of skilled and affordable labour;<br>Private ICT centers have emerged. | Rural ICT access still minimal or non-existent;<br>Radio and Television signals are non-existent in rural areas;<br>Ignorance on the role of ICT in development;<br>No electricity connections in major townships. | Liberalization of the air waves;<br>The planned digital village project. | Adoption of undesirable foreign cultures;<br>Insecurity. |

### 2.1.17 Poverty

Poverty is complex and multidimensional in nature and manifests itself in various ways. In Turkana County, the poverty incidence has been quite high with about 90.8 percent of the

COUNTY ASSEMBLIES FORUM (CAF)
P. O. Box 73552 - 00200,
NAIROBI, KENYA

population living below the poverty line. Food poverty is the most prevalent type of poverty in the county. Other manifestations of poverty are lack of access to amenities such as health, education, safe drinking water and sanitation, conflicts over natural resource use and insecurity.

The main causes of poverty include; drought, high illiteracy levels, retrogressive traditional culture of cattle rustling, poor infrastructure and proliferation of illegal arms. This deprives the community of their livelihood and brings about livestock theft, destruction of property, reduced economic activities, collapse of education facilities and low investment in the area. Other causes of poverty are lack of employment opportunities, poor marketing outlets, ignorance and slow uptake of new farming technology and methods.

Due to lack of affordable economic activities for the larger population, there is low saving hence low investment by the local community.

**Table 17: SWOT Analysis (POVERTY)**

| Strengths | Weakness | Opportunities | Threats |
|---|---|---|---|
| Devolved youth and women funds; County trade loan;<br>Loans from micro finance institutions e.g. KWFT;<br>Mineral deposits e.g. gold and precious stones;<br>Abundance of livestock and agricultural potential along the riverine;<br>Recent oil discoveries. | Lack of entrepreneurial culture among the local communities;<br>Poor saving culture for investment;<br>Lack of self-confidence, Fear of taking loans;<br>A large dependant population;<br>Slow pace of adapting new technology e.g. improved livestock breeds;<br>High illiteracy level hence unable to compete for formal jobs;<br>Poor access roads to the market centres. | Skills development for youth at the youth polytechnics;<br>Train communities on Income Generating Activities (IGAs) and prospective businessmen on entrepreneurship;<br>Promote more self-employment by giving trade loans and youth fund;<br>Construction of cement factories;<br>Cooperative societies to start value addition plants to increase value of their outputs;<br>Provide agriculture inputs to boost food security;<br>Expand and repair irrigation schemes<br>Improve and open more access roads. | Frequent droughts that destroy lives and livelihood;<br>Insecurity hindering external investors. |

COUNTY ASSEMBLIES FORUM (CAF)
P. O. Box 73552 - 00200,
NAIROBI, KENYA

**Analysis of Development Issues and Causes by County Sectors**

The table below presents a summary of main development issues and problems affecting the County; their causes, development objectives and proposed strategies to address identified challenges. The issues have been identified to correspond to devolved functions and county sector focus.

**Table18:Finance/Economic Planning**

| Issues/Problems | Causes | Development Objectives | Immediate Objectives | Strategies |
|---|---|---|---|---|
| Low capacity in Monitoring and Evaluation (M&E) | Lack of vehicles for monitoring of development projects;<br>-Inadequate skills of M&E among the government officials;<br>Inadequate staffing levels at the county; -Poor roads;<br>Insecurity. | Provision of vehicles to facilitate Monitoring activities;<br>Training of Departmental Heads on M&E and National Integrated Monitoring and Evaluation Systems (NIMES). | To carry out monitoring and evaluation of development projects;<br>To establish county M&E plan/system for efficient management of projects. | To increased funding/ budgetary allocation for M&E;<br>Provision of at least one vehicle in the county to Ministry of State for Planning, National Development and Vision 2030 (MoSPND&V2030)for monitoring;<br>To increase staffing levels;<br>Capacity building on NIMES. |

**Table19:Water Services, Irrigation and Agriculture**

| Issues/Problems | Causes | Development Objectives | Immediate Objectives | Strategies |
|---|---|---|---|---|
| Low Agricultural Productivity | Low individual farm holdings below 0.2Ha; Inadequate skills and knowledge in modern agriculture;<br>Pests and diseases;<br>Low productivity in irrigation schemes;<br>Limited and poorly distributed surface water;<br>Inadequate water for farming;<br>Conflict in the schemes; | Improve community capacity towards irrigated agriculture; Intensify on rain and underground water harvesting for irrigation. | Increase area under irrigation from 5,739 Ha to 15,739 Ha by 2018;<br>Adoption of appropriate farming technologies;<br>Promote collaboration with other agricultural stakeholders;<br>Train 25 Water Resource User Associations on water management | Extend existing irrigation schemes and develop new ones;<br>Trainings for the communities on use of locally available materials;<br>Establishment of agrochemical shops;<br>Provision of pesticides;<br>Increase extension delivery by the agriculture officers and other extension providers;<br>Sink shallow wells and |

COUNTY ASSEMBLIES FORUM (CAF)
P. O. Box 73552 - 00200,
NAIROBI, KENYA

| Issues/Problems | Causes | Development Objectives | Immediate Objectives | Strategies |
|---|---|---|---|---|
| | Lack of/limited farm inputs. | | in irrigation;<br>Introduce drought resistant and early maturing crops. | bore holes and<br>construct reservoirs for water harvesting;<br>Develop additional water harvesting structures;<br>Farmer trainings and tours;<br>Undertake participatory formulation of schemes by-laws and election of effective Water Resource Users Association (WRUA) committees.<br>Establishment of micro-finance institutions. |
| Inadequate water for both human and livestock use | Prolonged drought leading to few fresh surface water sources and dropping of the underground water table levels;<br>Expensive motorized water schemes due to high costs of fuel and costly spare parts for the pumps;<br>G.I. piping systems corrodes fast;<br>Mismanagement of the water schemes by Water Users Association (WUAs) due to lack of operation and maintenance management skills. | To increase access to clean and safe water for both human and livestock. | To increase the no. of HHs with access to potable water from 15,200 to 25,000 by 2018;<br>Improve the quality of water for domestic and livestock from 34 to 45 per cent;<br>To increase the no. of earth dams and water pans from 99 to 130 by 2018. | Construct more small and medium size water pans and sub-surface dams;<br>Harness natural solar and wind power for water pumping;<br>Installation of non-corrosive Plasticized Polyvinyl Chloride (UPVC) pipes. |

## Table20:Health Services/Sanitation

| Issues/Problems | Causes | Development Objectives | Immediate Objectives | Strategies |
|---|---|---|---|---|
| Low Levels of Hygiene and Sanitation | Low latrine coverage in the county < 15percent;<br>Poor drainage system in urban centres;<br>Use of low quality | Ensure that every settlement and building has a waste disposal system. | To increase the no. of HHs with access to potable water from 15,200 to 25,000 by 2018;<br>To increase the coverage of latrines from 22,800 to | Train Community Health Workers (CHW) on hygiene and sanitation;<br>Construction of drainage systems in |

COUNTY ASSEMBLIES FORUM (CAF)
P. O. Box 73552 - 00200,
NAIROBI, KENYA

| Issues/Problems | Causes | Development Objectives | Immediate Objectives | Strategies |
|---|---|---|---|---|
| | water by households;<br>Lack of approved sewage plans by institutions when doing constructions;<br>Low awareness on the importance of latrines; | | 30,000 by 2018;<br>Improve the quality of water for domestic consumption from 34 to 45 per cent;<br>To upgrade the existing drainage system within the urban centers. | major urban centres;<br>Increase latrine coverage in the settlements;<br>promoting the point of use water treatment at the household level. |
| Inadequate Access to Quality Health Care | Low level of immunization coverage;<br>Low accessibility of health services because of long distances to health facilities (about 50 Km) | To enhance the county's health sector to provide quality and affordable health services | To increase immunization coverage from 35 to 50 by 2018;<br>To reduce average distance to the nearest heath facility from 50Km to 40Km by 2018;<br>To improve maternal health care. | Undertake massive vaccination and immunization programmes and campaigns<br>Increase the number of staff in the health facilities;<br>Establish mobile clinics; community awareness on safe motherhood |

**Table21:Tourism, Trade and Industry**

| Issues/Problems | Causes | Development Objectives | Immediate Objectives | Strategies |
|---|---|---|---|---|
| High levels of Unemployment | Lack of diversification of agricultural activities;<br>Poorly developed entrepreneurship skills;<br>Lack of small-scale industries. | To create jobs in different sectors;<br>To develop sustainable IGA at the lowest levels in the county. | To increase the no. of youth groups accessing credit facilities from 40 to 100 by 2018; Establish 2 youth empowerment centres to offer training on entrepreneurship skills. | Develop the capacity of women and youth through training on entrepreneurship, leadership and management;<br>Give incentives to encourage entrepreneurs on development of cottage industry and jua kali. |
| Market challenges and poor management of local institutions | Poor management skills, corruption and malpractices;<br>Poor maintenance of proper records. | To enhance good corporate governance, improve leadership and management. | To train staff on management and corporate governance;<br>Maintain regular annual audits. | Ensure intensified cooperative education & training. |

COUNTY ASSEMBLIES FORUM (CAF)
P. O. Box 73552 - 00200,
NAIROBI, KENYA

**Table22:Education, Human Resource Development, Culture/Social Services**

| Issues/Problems | Causes | Development Objectives | Immediate Objectives | Strategies |
|---|---|---|---|---|
| Low Literacy Level | Low awareness on importance of literacy;<br>Low transition rates from primary to secondary schools;<br>Low enrolment in ECD and primary schools;<br>Low levels of efficiency in institutional project/programme delivery;<br>High poverty levels;<br>Low levels of funding for bursary;<br>Nomadic way of life by the pastoralists;<br>Long distances between schools and some settlements;<br>Inadequate capacity in secondary schools;<br>Low enrolment into Adult Education Programmes. | To provide quality education and infrastructure for learning institutions in the county for an informed and productive population. | To increase enrolment of primary pupils from 84,470 to 130,000 by 2018;<br>To increase enrolment to adult education programme;<br>To increase transition rates from 30 per cent in 2012 to 50 per cent in 2018;<br>To reduce primary drop- out rate from 46 per cent in 2012 to 36 per cent 2018. | Strengthening awareness campaigns;<br>Construct more secondary schools;<br>Increase awareness on the importance of education;<br>To establish and equip more Secondary schools;<br>To establish more ECD Centres;<br>To increase funding for institutional capacity building;<br>Strengthen mobile schools;<br>Establish more boarding schools;<br>Community mobilization to participate in ECD programmes;<br>Provide for free basic learning materials;<br>Identify needy students to be awarded bursaries;<br>Equip and staff mobile schools;<br>Identify and support more boarding schools. |

**Table23:Public Service, Decentralised Services and Disaster Management**

| Issues/ Problems | Causes | Development Objectives | Immediate Objectives | Strategies |
|---|---|---|---|---|
| Poor Performance of Workers | Performance Appraisal not well traced | Provide technical support to track the officers performance appraisal | Increase the performance | Regular Performance Appraisal |
| Persistent Drought and Floods among other disasters | Poor rainfall performance, high rainfall over the long term | Improved and Support to the Early Warning structures | Improved and Support to the Early Warning structures | Regular , coordinated monitoring of Disasters |
| Poor Climate | Structures not well | Provide technical | Provide technical | Climate change |

COUNTY ASSEMBLIES FORUM (CAF)
P. O. Box 73552 - 00200,
NAIROBI, KENYA

| Issues/ Problems | Causes | Development Objectives | Immediate Objectives | Strategies |
|---|---|---|---|---|
| change adaptation | cascaded into the community level | support to climate adaptation paradigm shift | support to climate adaptation paradigm shift | activities initiatives |
| Dependence syndrome | Political interference on the relief operations | Reduce the political interference to relief operations | Reduce the political interference to relief operations | Change of Relief operations |
| Vastness of the county | Low workforce to cater for the wide county. | Provision of enough personnel | Provision of enough personnel | Workforce number increase |
| Poor institutional structures | Low number of structured institutions | To institutionalize structures in the county | To institutionalize structures in the county | Proper institutions and Management structures |

### Table24:Transport, Roads, Housing and Public Works

| Issues/Problems | Causes | Development Objectives | Immediate Objectives | Strategies |
|---|---|---|---|---|
| Poor Infrastructure (roads, bridges,) | Inadequate funding for road construction and maintenance;<br><br>Poor drainage system;<br><br>Poor soil formation;<br><br>Lack of ownership hence sustainability;<br><br>Poor road network; | Provide an efficient adequate and reliable road network and improved transport and communication; | To increase the road network from 2283Km to 2300Km by 2018;<br><br>Increase funding for maintenance of road infrastructure;<br><br>To grade the existing murram road network. | Use Roads;<br><br>Maintenance Levy Fund to fund roads construction;<br><br>Ensure proper drainage system along all roads;<br><br>Involve local community by sensitizing them (Food For Work);<br><br>Grading of existing roads and opening new roads. |

### Table25:Pastoral Economy and Fisheries

| Issues/ Problems | Causes | Development Objectives | Immediate Objectives | Strategies |
|---|---|---|---|---|
| Low Livestock Productivity | Inadequate extension<br><br>and education services on<br><br>outbreak of diseases such as PPR;<br><br>Inadequate water for | To provide a methodology for sustainable livestock farming and marketing. | To increase the coverage of animal vaccination from 2.8 million to 5 million by 2018;<br><br>To increase the no. of earth dams and water | Incorporate 40 CAHWs to complement staff outreach;<br><br>Expand CHAHC approach to include Lomelo division and conduct *barazas* to increase awareness; |

COUNTY ASSEMBLIES FORUM (CAF)
P. O. Box 73552 - 00200,
NAIROBI, KENYA

| Issues/ Problems | Causes | Development Objectives | Immediate Objectives | Strategies |
|---|---|---|---|---|
| | livestock use due to recurrent droughts;<br>Inadequate forage due to over stocking;<br>Poor livestock marketing infrastructure hence long distances to market centers;<br>Inbreeding; | | pans from 99 to 130 by 2018;<br>To recruit 20 CBHAC by 2018;<br>Reseed 100 Ha of denuded areas and initiate formation of grazing management committees;<br>Improve on livestock feeding by reseeding and fodder production;<br>Establish disease free marketing in 3 major towns. | Construction of water pans and Sub Surface Dams (SSD) and initiate awareness on construction and maintenance pans and SSD's;<br>Reseed the denuded areas and initiate formation of grazing management committees;<br>Establish market centers and construction of livestock sale yards;<br>Support vulnerable groups through introduction of breeding livestock;<br>To Integrate<br>CBHAC approach to the mainstream Veterinary service;<br>Develop long term disease control strategy along the volatile county frontiers . |

## Table26:Energy, Environment and Natural Resources

| Issues/Problems | Causes | Development Objectives | Immediate Objectives | Strategies |
|---|---|---|---|---|
| Environmental Degradation | Unplanned settlements due to population growth;<br>Low awareness on natural resources management;<br>High demand of forest products e.g. charcoal;<br>Spread of *Prosopis juliflora;*<br>Overstocking | Reduce over-utilization and exploitation of natural resources;<br>To ensure a sustainable environment | To establish an urban physical plan to curb the rise of unplanned settlements;<br>To rehabilitate degraded grazing land;<br>To carry out a campaign on the importance of environmental conservation. | Tree planting exercises in degraded land;<br>Intensify awareness campaigns on forest conservation. |
| Inadequate energy | Untapped energy potentials;<br>Low electricity uptake. | Provide an efficient, adequate and reliable energy. | To explore renewable sources of energy. | Mobilize/sensitize the community to use other renewable energy sources. |

COUNTY ASSEMBLIES FORUM (CAF)
P. O. Box 73552 - 00200,
NAIROBI, KENYA

**Table27:Land, Physical Planning and Urban Areas Management**

| Issues/ Problems | Causes | Development Objectives | Immediate Objectives | Strategies |
|---|---|---|---|---|
| Environmental Degradation | Unplanned settlements due to population growth; | Reduce over-utilization and exploitation of natural resources; | To establish an urban physical plan to curb the rise of unplanned settlements; | Spatial planning |

**Table28:Governance and Leadership**

| Issues/ Problem | Causes | Development Objective | Immediate Objective | Strategies |
|---|---|---|---|---|
| Uncoordinated Development | Lack of a coordination and partnership framework for Public Benefit Organizations working in the County | A county with coordinated development across partners | Develop a partnership policy framework for Coordination of PBOs | Hold a consultative partnership workshop<br>Hold regular meetings and review sessions<br>Hold joint implementation and Monitoring meetings |
| Low Public Private Partnership | Poor infrastructure<br>Human insecurity | Increase Public Private Partnership | Enact County legislation to support the national Public Private Partnership law | Hold County, National and International Investment Forums<br>Organise donor visits to the County |
| Poor information and Communication infrastructure | Low telephone / mobile connectivity and coverage | Enhanced mobile phone connectivity across the County | Develop partnership with Mobile Phone service providers to expand network coverage | Organize meetings with the various mobile service providers<br>Conduct network connectivity feasibility studies<br>Grant development approvals for infrastructure installation |
| Low implementation | Inadequate staffing | Adequate staffing | Ensure adequate | Advertise and recruit |

COUNTY ASSEMBLIES FORUM (CAF)
P. O. Box 73552 - 00200,
NAIROBI, KENYA

| Issues/ Problem | Causes | Development Objective | Immediate Objective | Strategies |
|---|---|---|---|---|
| monitoring and internal audit oversight | Inadequate Infrastructure | Adequate facilitation for monitoring and internal auditing | staffing and infrastructure for implementation monitoring and internal audit exercises | competent staff Purchase adequate 4 wheel vehicles to facilitate staff |

COUNTY ASSEMBLIES FORUM (CAF)
P. O. Box 73552 - 00200,
NAIROBI, KENYA

# Chapter Three: County Spatial Framework

## 3.0 Introduction

This Chapter presents a spatial framework for Turkana County. It presents the framework from which the 10 year Spatial Plan for Turkana County will be developed (section 110(1)) as per the requirements of the County Government Act. The development of the Spatial Plan should be given immediate priority as it is the basis of all economic and industrial development in the County. The Turkana Spatial Plan will therefore be developed immediately after the CIDP is adopted.

Subsequent sections briefly describe an overview of Turkana County, on Land use and settlement patterns of the county while the last sectionanalyses the emerging issues that need to be addressed within the framework of County Integrated Spatial Plan.

### 3.1.Justification of the Spatial Plan

Section 110 (1) of the County Government Act provides that "There shall be a ten year county GIS based database system spatial plan for each county, which shall be a component part of the county integrated development plan providing—

(a) A spatial depiction of the social and economic development programme of the county as articulated in the integrated county development plan;
(b) Clear statements of how the spatial plan is linked to the regional, national and other county plans; and
(c) Clear clarifications on the anticipated sustainable development outcomes of the spatial plan.

(2) The spatial plan, which shall be spatial development framework for the county, shall—

(a) Give effect to the principles and objects contained in sections 102 and 103;
(b) Set out objectives that reflect the desired spatial form of the county taking into account the development programme of the county as articulated in its county integrated development plan;

COUNTY ASSEMBLIES FORUM (CAF)
P. O. Box 73552 - 00200,
NAIROBI KENYA

(c) Contain strategies and policies regarding the manner in which the objectives referred to in paragraph (b), which strategies and policies shall—

i) Indicate desired patterns of land use within the county;

ii) Address the spatial construction or reconstruction of the county;

iii) Provide strategic guidance in respect of the location and nature of development within the county;

iv) Set out basic guidelines for a land use management system in the county taking into account any guidelines, regulations or laws as provided for under Article 67(2)(h) of the Constitution;

v) Set out a capital investment framework for the county's development programs;

vi) Contain a strategic assessment of the environmental impact of the spatial development framework;

vii) Identify programs and projects for the development of land within the county; and

viii) Be aligned with the spatial frameworks reflected in development the integrated development plans of neighbouring counties;

(d) Shall indicate where public and private land development and infrastructure investment should take place;

(e) Shall indicate desired or undesired utilization of space in a particular area;

(f) May delineate the urban edges of the municipalities within its jurisdiction and mechanisms of dealing with the rural urban interfaces;

(g) Shall identify areas where strategic intervention is required;

(h) Shall indicate areas where priority spending is required;

(i) Clear clarifications on the anticipated sustainable development outcomes of the spatial plan; and

(j) Shall indicate the areas designated to conservation and recreation.

(3) Furthermore the County Government Act at sec 110(3) requires that "Each county spatial plan shall be developed by the county executive committee and approved by the respective county assemblies in accordance with procedures approved by the respective county assembly"

COUNTY ASSEMBLIES FORUM (CAF)
P. O. Box 73552 - 00200,
NAIROBI KENYA

(4) Each county spatial plan shall be reviewed every five years and the revisions approved by the respective county assemblies.

County spatial planning can help step down global and national development policies to become relevant at the local level. It also helps linking economic planning (budgets) to spatial planning which has been identified as the major cause of underdevelopment in the country despite massive investments over the years.

If developed, Turkana spatial Plan will provide the needed overall integrated spatial framework for coordinating the various development efforts by different agencies so as to have sustainable development within the county.

Objectives of county spatial planning include:

(a) To identify the spatial distribution of the resources within the county, their level of utilization and potential;
(b) To assess the existing infrastructure their current conditions, capacity and projected demand;
(c) To identify fragile ecosystems and suggest intervention measures for their protection and conservation;
(d) To investigate human settlement trends and propose an appropriate hierarchy or urban centers that will spur rural development;
(e) To assess capacity of the existing institutions and organizations and suggest strategies to enhance their performance;
(f) To suggest an integrated spatial framework that will guide the sustainable utilization of the regional resources, bring services closer to the people;
(g) Suggest priority areas for intervention.

### 3.2. Overview of the Spatial Structure of Turkana County

Turkana County is a county in the former Rift Valley Province of Kenya. It is bordered by the countries of Uganda to the west; South Sudan and Ethiopia, including the disputed Ilemi Triangle, to the north and northeast; and Lake Turkana to the east. To the south and east, neighboring counties in Kenya are West Pokot, Baringo and SamburuCounties, while Marsabit

COUNTY ASSEMBLIES FORUM (CAF)
P. O. Box 73552 - 00200,
NAIROBI, KENYA

County is located on the opposite. With an area of 77,000 km², Turkana is the largest County in Kenya. The county has a population of 855,399 (2009 census).

Turkana has got several natural features. One of the significant natural features impacting on its physical structure includes Lake Turkana, which is the world's largest permanent desert lake and the world's largest alkaline lake. Three rivers (River Omo, Turkwel and Kerio) flow into the lake, but lacking outflow, its only water loss is by evaporation. Lake volume and dimensions are variable. For example, its level fell by 10 meters between 1975 and 1993.Lake Turkana is a unique feature of the East African landscape. Besides being a permanent desert lake, it is the only Lake that retains the waters originating from two separate catchment areas of the Nile. The Lake Turkana drainage basin draws its waters mainly from Kenya Highlands and Ethiopian Highlands. Hence the lake is a unique resource for conservation. Four sites of Stone Age cultures are situated upon tributaries along the west side of Lake Turkana in West Turkana; at Lokalalei, Kokiselei and Nadung, and became of interest to archaeology beginning sometime during 1988. These areas also need to be identified and preserved for tourism purpose.

Secondary natural features which play a significant role in the development of the county include Lake Turkana National Parkswhich are now listed as a UNESCO World Heritage Site. Sibiloi National Park lies on the lake's eastern shore, while Central Island National Park and South Island National Park lie in the lake. Both are known for their crocodiles.There are three main urban centres in Turkana County namely Lodwar which is the County Headquarter, Lokichoggio which is the second largest and Kakuma hosting a number of refugee camps. The other urban centersincludeKainuk,Kalokol,Katilu,Kerio,Kibish,Lokichar,Lapur,Loikitaung,Loima and Lokori among others. These centers are mainly market and service centers to the surrounding rural areas.

COUNTY ASSEMBLIES FORUM (CAF)
P. O. Box 73552 - 00200,
NAIROBI, KENYA

**Map 2: Below is an Illustration of the Spartial Structure of Turkana County**

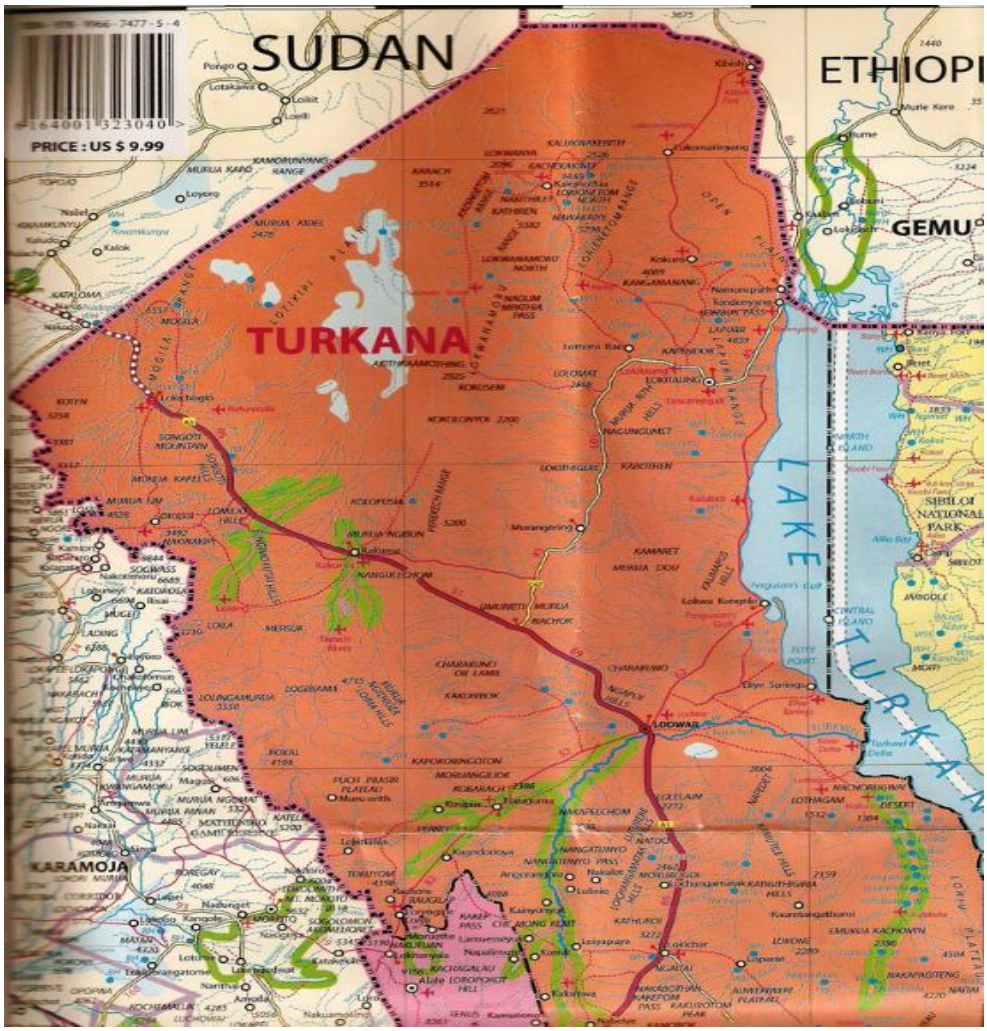


Source: Kenya Districts maps

### 3.3.Political and administrative units

Turkana County comprises of seven administrative sub counties namely Turkana Central, Turkana South, Turkana West, Turkana North, Kibish, Loima and Turkana East. These are further subdivided into 17 subdivisions as shown on the map.

COUNTY ASSEMBLIES FORUM (CAF)
P. O. Box 73552 - 00200,
NAIROBI, KENYA

**Map 3: Map showing the Administrative demarcations of Turkana County Sub Counties**

Source: Kenya Districts maps

COUNTY ASSEMBLIES FORUM (CAF)
P. O. Box 73552 - 00200,
NAIROBI, KENYA

**Table 29: Area and Administrative Units by Divisions**

| Division | Population* | Population Density | Headquarters |
|---|---|---|---|
| Central | 35,919 | 45 | Lodwar |
| Kaaling | 24,053 | 3 | |
| Kainuk | 11,799 | 7 | |
| Kakuma | 97,114 | 26 | Kakuma |
| Kalokol | 28,735 | 5 | Kalokol |
| Katilu | 12,548 | 10 | |
| Kerio | 15,409 | 6 | |
| Kibish | 6,056 | - | |
| Lapur | 12,780 | 6 | |
| Lokichar | 21,791 | 5 | Lokichar |
| Lokichogio | 36,187 | 5 | Lokichogio |
| Lokitaung | 22,586 | 12 | Lokitaung |
| Loima | 33,979 | 10 | |
| Lokori | 17,915 | 3 | |
| Lomelo | 6,088 | 1 | Kapedo |
| Oropol | 18,020 | 3 | Oropol |
| Turkwel | 49,881 | 9 | |
| *Total* | *450,860* | *7 (average)* | - |

*1999 census. Sources: [2]

### 3.3.1. Political Units

The County has got six constituencies namely Turkana West, Turkana East,Turkana North, Loima, Turkana South and Turkana Central.

COUNTY ASSEMBLIES FORUM (CAF)
P. O. Box 73552 - 00200,
NAIROBI, KENYA

**Map 4: Map showing Constituencies and Wards of Turkana County**

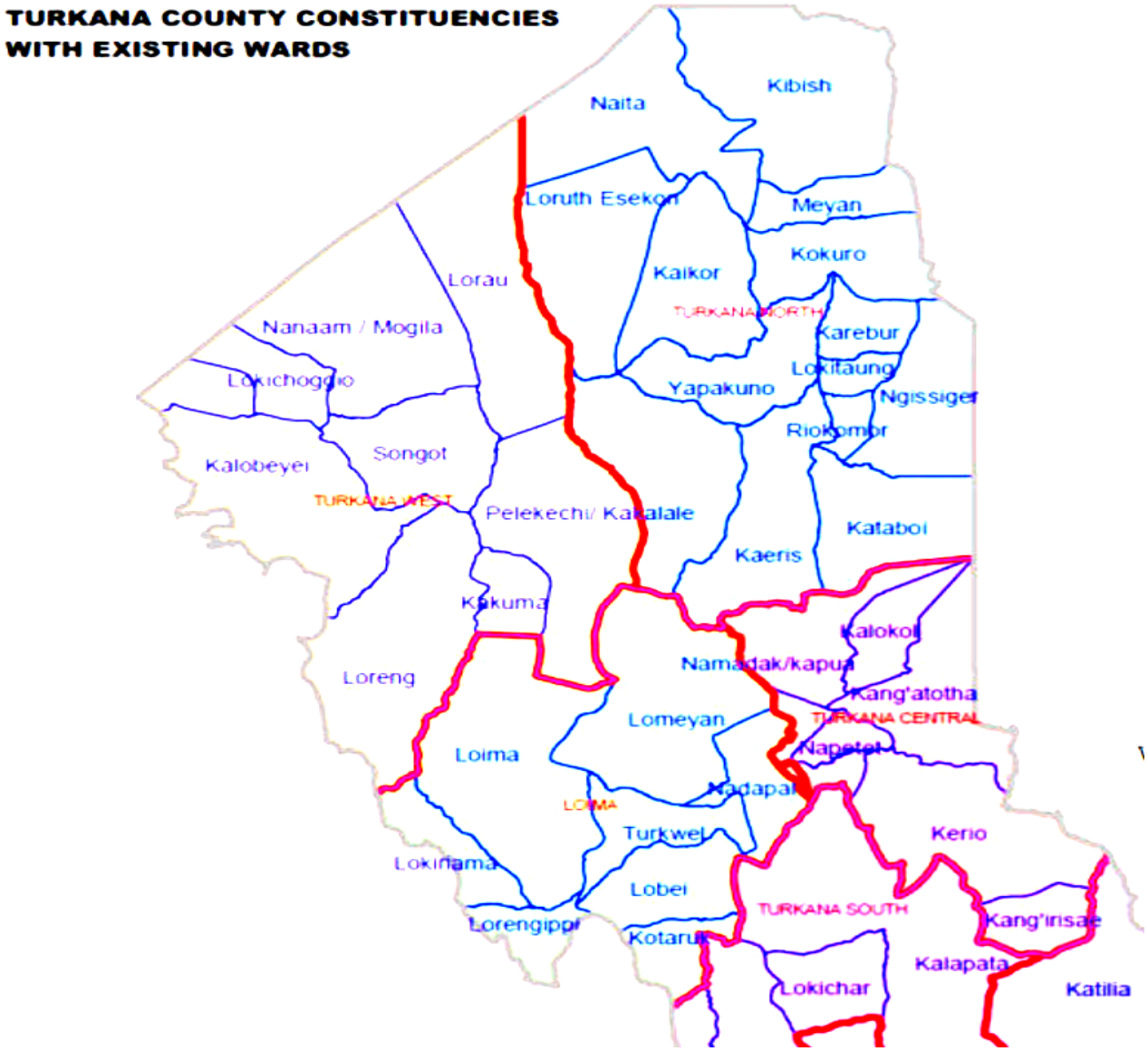


Source: Kenya Districts maps

### 3.4.Land use and settlement patterns in Turkana County.

A settlement refers to a permanent or temporary community in which people live. It can range from a small number of dwellings grouped together to the largest of cities with the surrounding urbanized areas. An analysis of human settlement patterns in a region is critical in planning terms. The pattern of human settlement in a region is influenced by the population dynamics of that area and the two have an embryonic relationship. Other factors influencing human settlement include soil fertility, availability of productive resources, other natural resources and

COUNTY ASSEMBLIES FORUM (CAF)
P. O. Box 73552 - 00200,
NAIROBI, KENYA

general production capacity, level of economic development e.g. location of industry and urbanization among others.

Settlements change in size and form and respond to the changing economic and social development of the surrounding areas.

### 3.4.1. Human Settlement Policy

In Kenya, the Human Settlement Policy is espoused in the detailed Human Settlement Strategy of 1978 which remains the most current. This strategy is an overall framework for the management of urban growth and location of Physical Development in the urban and rural areas of Kenya so as to develop "a coherent system of human settlement". Five strategies were outlined to achieve the above:

(i) The development of service centres;
(ii) The development of growth centres;
(iii) The development of an integrated transportation and communication system;
(iv) Rural Development; and
(v) The development of appropriate standards for urban infrastructure

The main objectives of the above strategies are:

To establish a more even geographical spread of urban physical infrastructure in order to promote more balanced economic growth throughout the nation and a more equitable standard of social services between different areas;

To encourage the expansion of several large towns in addition to Lodwar in order to promote regional growth thereby providing more alternatives for the absorption of the migrant population and the problems arising from excessive concentration in these towns;

To continue to develop a complementary network of communication so as to improve accessibility between centers of economic and social development;

To adopt standards of urban infrastructure which more closely relate to what can be afforded by the country as a whole; and

COUNTY ASSEMBLIES FORUM (CAF)
P. O. Box 73552 - 00200,
NAIROBI KENYA

To continue improving the planning machinery and co-ordination between developmental agencies, which are responsible for planning, decision making, financing, implementing and administering a wide variety of services.

### 3.4.2. Settlement patterns in Turkana County.

According to the 2009 Housing and Population Census, Turkana County had a population of 855,399(2009 census) with a population density of 6.9 per square kilometer. Turkana central is the most densely populated owing to its hosting of the County headquarter followed by kakuma. In 2017 the population density for the county is projected to increase to 12 persons per km2.

The County is characterized by a clustered kind of settlement with most of the urban centers highly populated than the rural areas. Most of the rural areas are settled with the nomadic pastoral communities on a temporary basis because of their movement in search of water and pasture for their livestock. The county is also hosts a refugee camp in Kakuma, with various refugees from the neighbuoring countries such as Sudan, Ethiopia, Uganda , Somalia and Burundi.

Majority of the people in the county consists of Turkana community with a few other tribes from different parts of the country.

Majority of the residents of Turkana County depend on nomadic pastoralist, fishing and weaving as their source of livelihood. Fishing is practiced in the waters of Lake Turkana with Tilapia and Nile perch being among some of the fish species caught in the lake. Goats, Donkeys, Camels and zebu cattle are the most common livestock kept by the community in the region.

River Kerio and Turkwel Dam supply the region with water for cultivation and livestock.

The county's tourism attraction sites include Lake Turkana, Sibiloi National Park and two islands on Lake Turkana that migratory birds use as stopping ground. The parks are also habitats of Nile crocodiles, hippopotamus and snakes.

COUNTY ASSEMBLIES FORUM (CAF)
P. O. Box 73552 - 00200,
NAIROBI, KENYA

### 3.4.3. Residential settlements

Lodwar town, Kakuma and Lokichggio form the three main urban centers in Turkana County. Lodwar town has the largest population of the urban centres with a total of 35,897 people according to the 2009 Housing and Population Census.

### 3.4.4. Land use management

Most of the land within the urban centers is subdivided into individual plots of between 0.5 and 1 Ha. This is largely attributed to the growth of these urban centers and the subsequent migration of people to urban areas in search of employment opportunities.Lodwar town which is the County headquater is largely affected. The rest of the Land is pastoral land. All the Land within the County is classified as Trust Land.

The appropriate laws and policies that are applicable to the Turkana Spatial Planning include:

- The constitution of Kenya 2012
- The Physical Planning Act Cap 286
- The National Land Commission Act No.5 of 2012
- Urban Cities and Cities Act No.13 of 2011
- County Government Act No. 17 of 2012
- Transition to Devolved Government Act No. 1 of 2012
- Land Registration Act No. 3 of 2012
- Land Act No. 6 of 2012
- Any other Acts passed by County Government

## 3.5.Infrastructure network

### 3.5.1. Road and Transport infrastructure network

All the roads within the county are in a poor state. Bitumen surface roads covers 319.2km, Gravel surface 296.7km while Earth surface 2030.5km. There exists the A1 road from Kitale passing through the county up to South Sudan. However this road was tarmacked long time ago but due to lack of maintenance it became dilapidated. Other major important roads that need to be rehabilitated include the Lodwar-Kalokol road, Lodwar-Lorugum road, Lodwar-Lokitaung road and The Kerio road among others. Most of the roads within urban centers such as Lodwar, Lokichoggio, Kakuma, Lokichar, Kainuk, Lorugum and Lokori need also to be tarmacked.

COUNTY ASSEMBLIES FORUM (CAF)
P. O. Box 73552 - 00200,
NAIROBI KENYA

The LAPPSET which also passes through the county is also very significant to Turkana County as it is anticipated to increase trading activities between this county and the neighboring countries and counties. This LAPPSET consists of a 200m road reserve carrying a modern railway system and a pipeline. Once completed it is expected that the LAPSSET project will boost the economy of Turkana County. There is atleast one airstrip in the major urban centers with Lokichoggio town hosting an international airport. Others are the Lodwar airstrip, Lokichar airstrip and Kakuma airstrip. However most of these airstrips need to be upgraded to be able to serve both light and bigger planes. The airstrips are also located within the urban centers causing noise pollution and endangering the life of the urban dwellers. Hence most of them need to be relocated to a safer distance. These include the Kakuma airstrip and Lodwar airstrip which also need to be upgraded

.

COUNTY ASSEMBLIES FORUM (CAF)
P. O. Box 73552 - 00200,
NAIROBI, KENYA

**Map 5: Map Showing the Road Network of Turkana County**

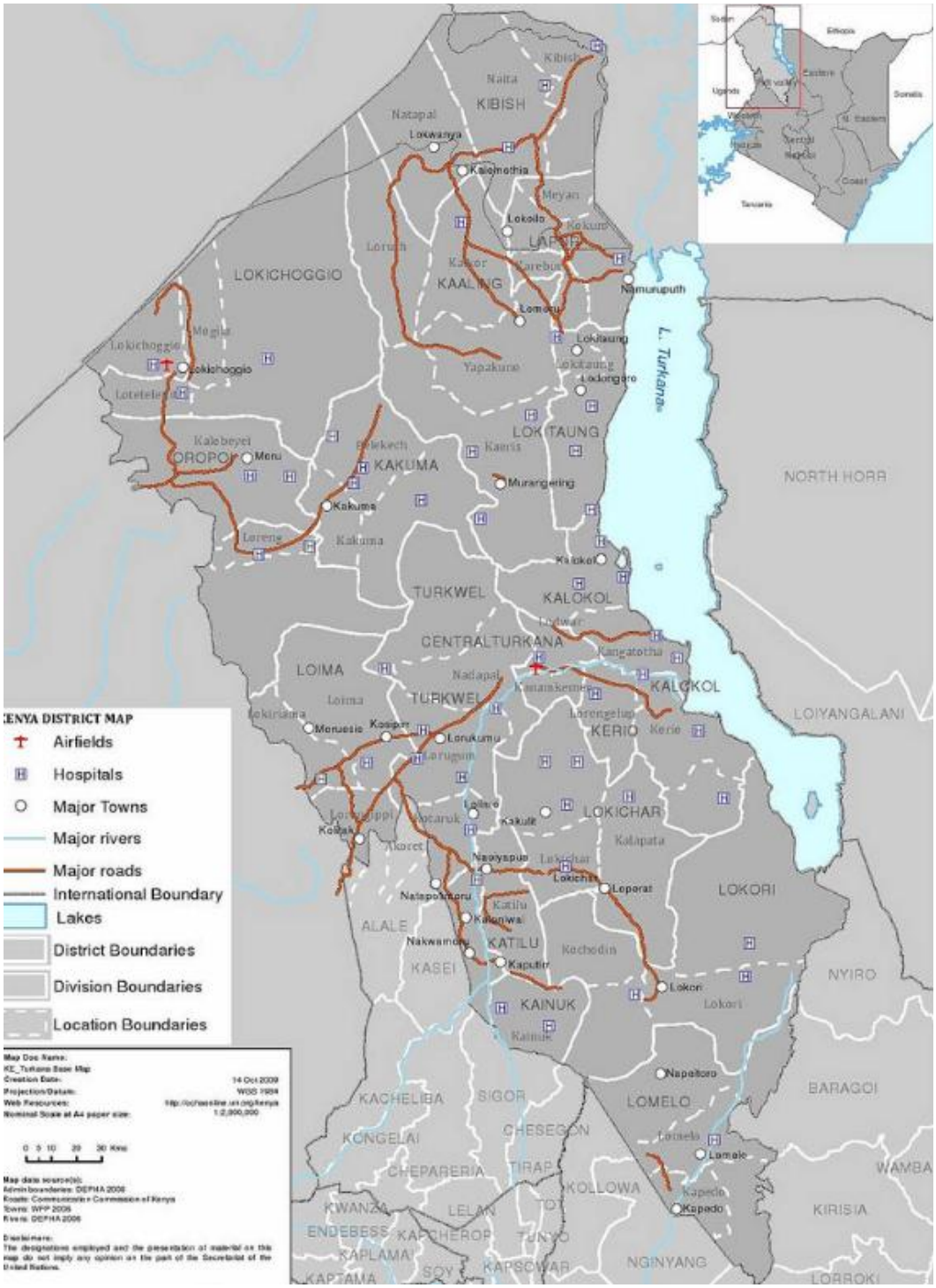


Source: Kenya Districts maps

COUNTY ASSEMBLIES FORUM (CAF)
P. O. Box 73552 - 00200,
NAIROBI, KENYA

**Map 6: Map Showing the Transport Network of Turkana County and other Counties and Countries**

Source: Kenya Districts maps

COUNTY ASSEMBLIES FORUM (CAF)
P. O. Box 73552 - 00200,
NAIROBI, KENYA

### 3.5.2. Post and Telecommunication network

The County has a major post office at Lodwar and Lokichoggio. The lokichoggio one is not very active. However other agencies like the G4S are actively involved in the delivery of mails and parcels across the County covering approximately 38 percent of the County.

Mobile network coverage is mostly concentrated within the major urban areas leaving the other interior parts of the county without mobile network coverage. Lodwar town is among those well served with mobile network.

### 3.5.3. Electricity network

The County has electricity network that spreads through main towns and centres. Electricity coverage is very low with interior towns having no power. Kakuma town and Lokichar town are among those urban centers with no electricity. It is important to note that the Turkwel power gauge which has the ability to produce enough power to feed in the national grid is located within this County.

### 3.5.4. Educational Institutions

There are a number of educational institutions in the County. There are 202 primary schools with an enrolment of 122,883 with a teacher to pupil ratio of 1:51 while the number of secondary schools is 39 as per year2007.

### 3.5.5. Health facilities

There are 124 Health facilities in the County consisting of 3 District Hospitals (Lodwar, Katilu and Lokitaung); 2 sub- District Hospitals, 2 dispensaries, 91 health facilities, 6 medical clinics and 19 health programmes.

**Map 7: Showing the distribution of Health facilities in Turkana**

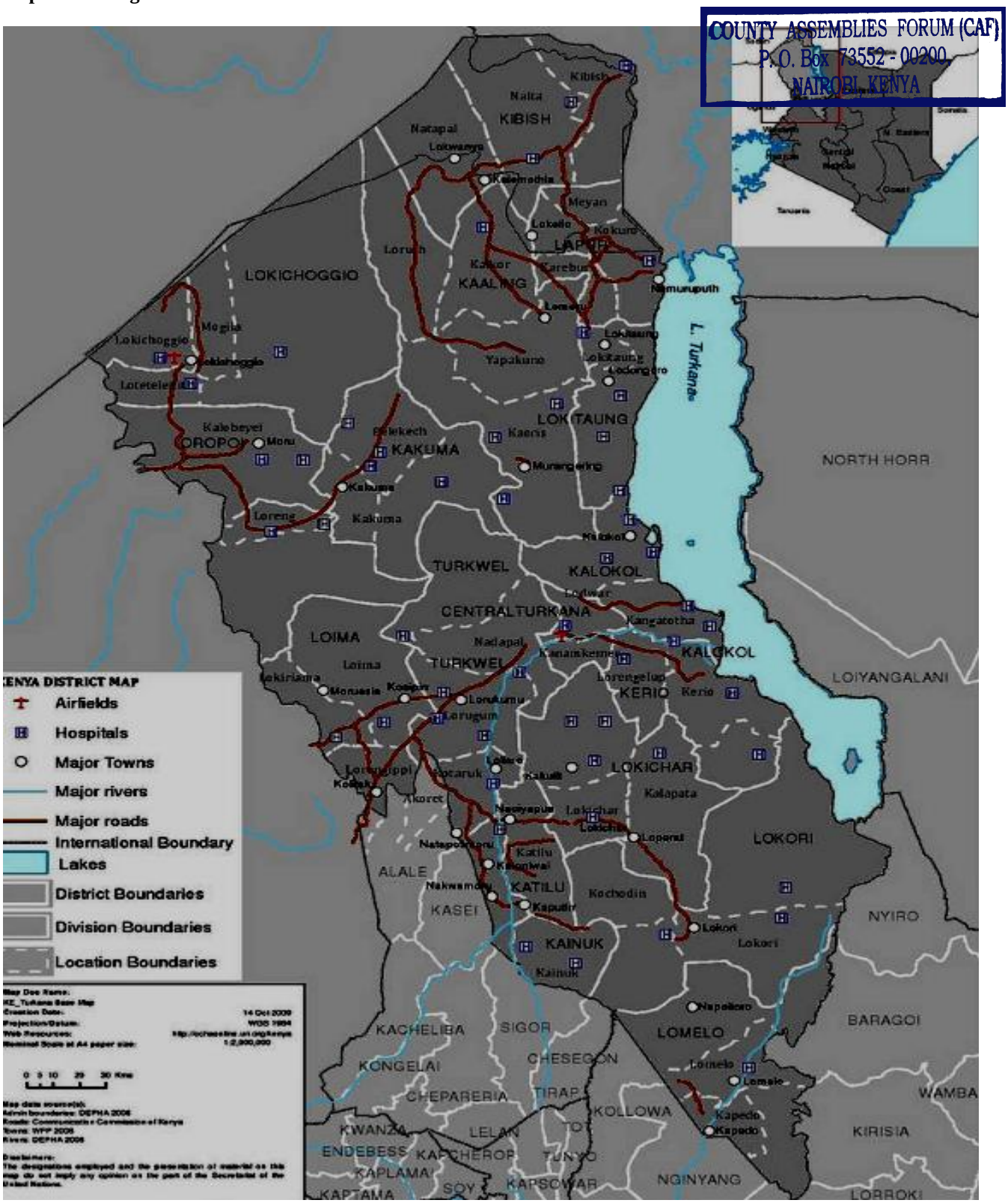


COUNTY ASSEMBLIES FORUM (CAF)
P.O. Box 73552 - 00200,
NAIROBI, KENYA

Source: Kenya Districts maps

COUNTY ASSEMBLIES FORUM (CAF)
P. O. Box 73552 - 00200,
NAIROBI, KENYA

### 3.5.6. Natural resources

Turkana County is among one of the counties in Kenya endowed with many natural resources. The recent discovery of oil at Lokichar Basin by Tullow oil Company has put the County in the limelight both at the national level and international. The oil which is still under prospecting is said to be commercially viable.

The County is also endowed with underground water aquifers at Loitipis and Lodwar basin. This is the most significant resource for the county considering that there has been a drought challenge within this region for several years. This water resource is expected to boost livestock economy and also irrigation Agriculture.

Other natural resources within the County include Gold and Gemstones, Wildlife, Lake Turkana, Eliye spring and Turkwell dam.

The county has three major national parks namely Sibiloi National Park which lies on the lake's eastern shore, while Central Island National Park and South Island National Park lie in the lake and one national meseum-Loiyangalani national meseum.

The County is drained by River Omo, RiverTurkwel, Kerio River and SuamRiver. All of them drains into Lake Turkana.These Rivers can be useful for irrigation, fishing and domestic use.

COUNTY ASSEMBLIES FORUM (CAF)
P. O. Box 73552 - 00200,
NAIROBI, KENYA

**Map 8: Showing the distribution of rivers in Turkana County**

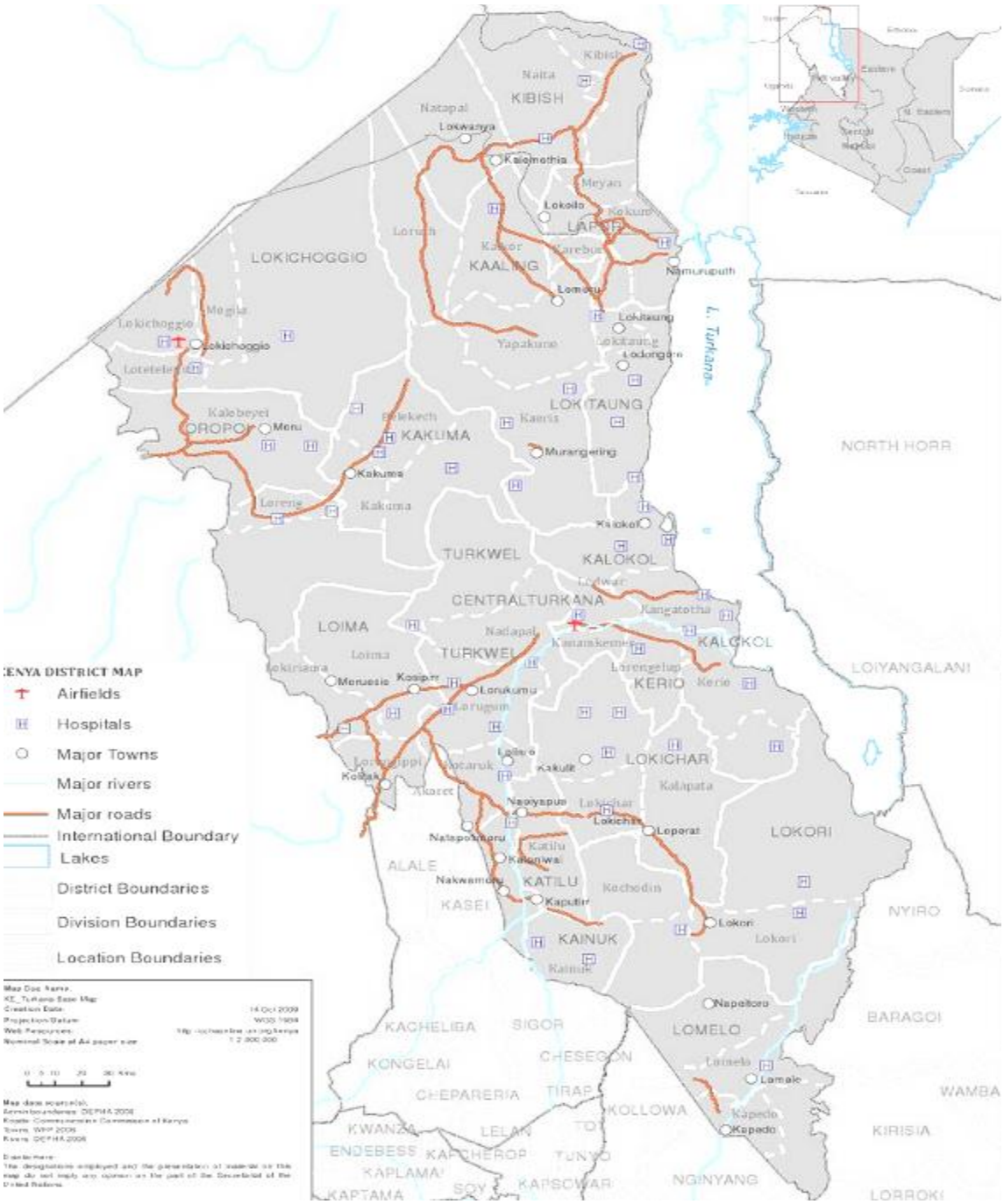


Source: Kenya Districts maps

COUNTY ASSEMBLIES FORUM (CAF)
P. O. Box 73552 - 00200,
NAIROBI, KENYA

### 3.5.7. Environmental Policy

The Turkana County Government will develop policy and enact necessary laws to conduct its operations in a manner that is environment friendly and befitting of a good corporate citizen. In accordance with this policy, The Turkana County Government will comply with all Environmental laws and manage all phases of its business in a manner that minimizes the impact of its operations on the environment.

To enhance this policy, the Turkana County Government shall:-

- Comply with applicable environment laws and regulations
- Eliminate or reduce to the maximum practical extent, the release of contaminants into the environment through:
  - Pollution prevention (material substitution and source reduction)
  - Recycling
- Periodically review and demonstrate continuously improvement in environmental performance including areas not subject to regulations.
- Responding to all incidents immediately to minimize any environmental impacts

The environmental issues generally addressed by this policy include (but are not limited to)air and water pollution, waste management, biodiversity protection, the protection of Natural resources, wildlife and endangered species and the preservation of these Natural resources for posterity. It is also intended for communication of environmental issues.

### 3.5.8. Major Contributors to Environmental Degradation in the County

Farming along river Turkwel and other rivers within the County is a major environmental. This weakens the river banks making them prone to flooding.

Unnecessary cutting of trees for burning of charcoal has had a negative impact in the county due destruction of vegetation cover.

COUNTY ASSEMBLIES FORUM (CAF)
P. O. Box 73552 - 00200,
NAIROBI, KENYA

### 3.5.9. Effects of Environmental Degradation

The effects of environmental degradation have brought about persistent and prolonged droughts within the county. Agro forestation needs to be encouraged especially in areas with water.

## 3.6.Emerging Issues

Some of the key emerging issues in Turkana County include:

i) Encroachment of pastoral land by urban land use activities;

ii) Poor road network across the whole county;

iii) Uncontrolled sub-division of land especially within most of urban centers;

iv) Encroachment on Environmentally fragile areas: Fragile areas such as riparian reserves, hilly terrain and swampy areas, among others, have been encroached on;

v) Public Land Alienation: In the plans that were prepared before, sites for public purposes and public utilities were designated but have been encroached on;

vi) Lack of land ownership rights due to lack of adjudication and registration of land within the county;

vii) Sprouting of unplanned urban centers;

viii) Low levels of income resulting in increased poverty.

COUNTY ASSEMBLIES FORUM (CAF)
P. O. Box 73552 - 00200,
NAIROBI, KENYA

# Chapter Four

## 4.0 Linkages with Other Plans

This chapter provides the County development analysis. The chapter provides the linkage of the County Development Profile with the Kenya Vision 2030, the Medium Term Plans, Millennium Development Goals and the Constitution of Kenya, 2010. It also analyzes the major development challenges and cross-cutting issues that affect the development of the county. The chapter concludes with a highlight of the issues, their causes, the development objectives and strategies mapped to MTEF sectors and County functions as given in schedule four of the Constitution 2010.

### 4.1 Linkage with the Constitution of Kenya 2010

The promulgation of the new constitution in August 2010 paved way to the creation of devolved governance units (counties) to take power and resources closer to the people. It is from this background that County Integrated Development Plan are made to provide baseline information on county statistics and development statuses, provide a basis for decision making in terms development for the county and take stock of all development projects. Among other uses, the County Integrated Development Plan will enable readers to get a full picture of the main topographical features of the county. This knowledge, ideally will guide policy formulation by both government and counties on development of a county performance monitoring systems.

The document is anticipated to be used by public sector organizations that are now accelerating their planning for the transition and formulation of post-devolution policies according to the new constitution; civil society organizations—the public, media, businesses—who need to engage knowledgeably with the County Governments; and, development partners who will need to refocus their strategies and programs to the new administrative and service delivery environment.

The new Constitution has galvanized the interest of communities, professionals, leaders, and business people to participate in the leadership, development and economic future of the counties in Kenya. The scenario is the same for Counties in the arid lands. Responding to demands from the regions, the former Ministry of State for Development of Northern Kenya and Other Arid

COUNTY ASSEMBLIES FORUM (CAF)
P. O. Box 73552 - 00200,
NAIROBI KENYA

Lands undertook to organize a series of workshops that brought together leaders and professionals to discuss how best to prepare for devolved governance. The following forums were organized: Forum for Members of Parliament from Pastoralist Communities in Naivasha, October 2010, National Forum for Counties in arid lands at Bomas of Kenya, December 2010 and Regional Workshops for North Rift, South Rift, North Eastern, Coast and Upper Eastern, between February and March 2011.

Turkana County, one of the largest counties in Kenya, is also the poorest currently. Considerable infusion of capital in the form of Constituency development funds and donor assistance through various projects has flown into the County in the past. The large outlay of capital has not really translated into visible development for reasons that are not clear. However, most of the donor funds have supported famine relief efforts which can be regarded as an almost permanent feature of the economy of the County currently. Although FBOs and some NGOs have invested in education, other sectors including clean water extraction and provision, livestock improvement and marketing, mineral resource extraction, credit programme planning and implementation, etc. have not been given the due attention they deserve.

The devolution of government and funds to the Counties is bound to change the situation in the near future, but this will depend on proper planning and prudent management and utilization of the funds allocated to the County. This strategic plan is a tool that is geared to supporting the capacity of the incoming County Government in the planning of County development. The County Integrated Development Plan 2013-2018 borrows on past Turkana District development plans. The plan had envisaged the development of more than six policies to help the County Government steer those operations that support the sectoral areas of the Strategic Plan. However, only 4 of these have been completed and included herein.

The Turkana County Logo and Motto represent a unique blend of the Turkana heritage but is also the beacon of hope for a new dawn and hope. This is envisioned to be achieved through the clarion call of devotion to duty, justice for all and the empowerment of the residents of the County, especially the turkana. The discovery of oil deposits, the potential mineral wealth and utilization of other resources should lay the basis for the future hope of prosperity of the County.

COUNTY ASSEMBLIES FORUM (CAF)
P. O. Box 73552 - 00200,
NAIROBI, KENYA

TCDF bequeaths this product of their labor to the Turkana County Managers as their contribution to the building of a new Turkana. To God they direct this prayer.

**4.2 Linkage with the Vision 2030 and Medium Term Plans: include National programmes and projects in the County, Flagship projects of Vision 2030 in the County**

Vision 2030 is a long-term Government economic blue print whose aim is to make Kenya a middle-income economy. The underlying objective is to make Kenya a globally competitive and prosperous nation with a high quality of life by the year 2030.

The Medium Term Plan (MTP) is a five year term policy document which outlines a broad framework for attaining development goals set within a specific plan period. It also contains a theme which highlights the policy objectives and targets to be achieved by various sectors of the economy within the specified period. The County Intergrated Development Plan (CIDP) on the other hand is a document that shows the status of various developments projects in line with the Medium Term Plan and also provides a baseline for monitoring progress on development projects. The County Development Profile ensures that county level planning and budgeting is responsive to the achievement of the Vision 2030 through the five year MTPs.

The launch of the LAPSSET corridor, a Vision 2030 project to build a new road and rail corridor linking the coast at Lamu with land-locked areas of South Sudan and Ethiopia is an example of how the transport network can be expected to open up new areas of growth and opportunities in the ICT sector.

The county's strategic position in the region's geographical location and its social and cultural attributes make it well-positioned to benefit from surplus capital in the Gulf, one of the fastest growing parts of the world. It is also the bridgehead to a regional economy of more than 100 million people. Countries such as Ethiopia, South Sudan, Uganda and Somalia need outlets for their products, imports of manufactured goods and, in the case of South Sudan materials for reconstruction.

COUNTY ASSEMBLIES FORUM (CAF)
P. O. Box 73552 - 00200,
NAIROBI KENYA

### 4.3 Cross-cutting projects and programmes involving the County and neighbouring counties.

Turkana County is the largest County in Kenya. It is also the poorest in Kenya with frequent droughts and famines. Turkana borders Uganda to the west, South Sudan and Ethiopia to the north, Marsabit and Samburu districts to the east and Baringo and West Pokot districts to the south. It lies between Latitudes 00 50 and 50 30 N and Longitudes 340 0 and 360 40 E1. It has a total area of 77,000 $km^2$. The County, whose administrative headquarters is at Lodwar town, is divided into 11 administrative divisions. Neighbours who have the same physical environment and climatic conditions i.e. arid and semi arid lands surround the County. These unique situation calls for inter-county collaboration in the implementation of various programmes and projects that are unique to the region including environmental conservation, livestock development, climate change mitigation, exploration for mineral deposits and also in other issues related to poverty reduction and literacy level enhancement.

### 4.4 Mainstreaming of MDGs at the county level: indicate status of the MDGs and explain what will be done to reach the MDGs not yet attained

The Millennium Development Goals are the specific goals to be met by 2015 that seek to ensure basic human development for all by 2015. The Millennium Development Goals include; Eradicating extreme poverty and hunger, Achieving universal primary education, promoting gender equality and women empowerment, reducing child mortality, improving maternal health, Combating HIV/AIDS and other diseases, ensure environmental sustainability and finally develop global partnership for national development. In this regard, Turkana being a millennium county is implementing the programme Mainstreaming, Coordinating and Accelerating Millennium Development Goals in Kenya's Development Process aiming at achievement of the Millennium Development Goals in Turkana County. This is done through Quick Wins and the Innovative Interventions initiatives.

**4.4.1 Goal 1:** Poverty remains a major challenge in the county. Although the proportion of Kenya's population living below the poverty line declined from 52.6 percent in 1997 to 45.9 percent in 2005/06, in Turkana County the proportion living below poverty is at a staggering level of 92 percent while those who are food poor are 72.7 percent. The multiple crises such as post-election violence, severe drought and recession during the years 2008, 2009 and 2011 are

COUNTY ASSEMBLIES FORUM (CAF)
P. O. Box 73552 - 00200,
NAIROBI, KENYA

likely to have increased the poverty levels. The county will need to scale up and sustain measures aimed at food production and wealth creation in order to alleviate poverty. The County contribution to national poverty stands at 1.3 percent.

**4.4.2 Goal 2:** Gross and net enrolment rates in primary are 67 percent and 40 percent respectively as compared to the national Gross enrolment rate of 110 percent and Net enrolment rate of 92.9 percent. This discrepancy can be attributed to the long distance to the nearest school, insecurity and the pastoral cultural practices Transition rate on the other hand stands at 30 percent. The number of children of primary school going age is 235,059 while those going to school are 64,456. There is anurgent need of interventions that ensures children of school going age are made attend school. The current primary school dropout rate is 46 percent.

**4.4.3 Goal 3:** There is limited participation of women in politics. The proportion of seats held by women in parliament from Turkana County was zero by 2012 compared to 22 nationally. The ratio of boys to girls in secondary school is 1:2 (2956boys, 1545 girls).

**4.4.4 Goal 4:** infant mortality rate is 66 deaths in every 1000 live birth, slightly above the national figure of 52 death per 1000 live births Kenya Demographic Health Survey(KDHS), 2008-2009 and that of under-five is 72 deaths in every1000 live births, which is low compared to 74 death for every 1000 live births nationally . The proportion of children who are fully immunized is 35.3 percent.

**4.4.5 Goal 5, 6:** The proportion of deliveries within health facilities is 10 percent while those delivering at home stands at 90 percent. About 10 percent of the deliveries are attended by a trained health worker while the rest are self-deliveries or assisted by traditional birth attendants. Contraceptive acceptance level is 9.0 percent in the county compared to the contraceptive prevalence rate of 45.5 percent nationally (KDHS, 2008-2009). The county HIV prevalence stands at 6.9 percent which is slightly higher than 6.3 percent prevalence reported nationally, HIV/AIDS interventions that has worked in other parts of the country should be replicated in this county.

**4.4.6 Goal7, 8:** Households accessing potable water are 33,237, while the average distance to nearest water point is between 5kmand 10km. On sanitation, 22,820 households have access to a

COUNTY ASSEMBLIES FORUM (CAF)
P. O. Box 73552 - 00200,
NAIROBI KENYA

sanitation facility which represents 8 percent of the total number of households. Nationally, 34 percent of the Kenya households use adequate human waste disposal facilities. There are however no gazetted forests in County. The county also has low mobile network coverage.

Turkana County faces a number of challenges in achieving the Millennium Development Goals. These include inadequate resources to finance Millennium Development Goals related activities, recurrent droughts and unpredictable climatic conditions arising from climate change.

COUNTY ASSEMBLIES FORUM (CAF)
P. O. Box 73552 - 00200,
NAIROBI, KENYA

# Chapter Five: Implementation Framework

## 5.0 Institutional Framework

This chapter outlines the Institutional framework and the organizational configuration that will be in place for the execution of this strategic plan. The chapter further outlines the various strands of stakeholders within the identified sectoral themes and their envisaged roles with the overarching objective of clear function delimitation and jurisdictional mapping to avoid duplication of efforts.

### 5.1 Introduction

The promulgation of the new constitution changed the governance institution of Kenya with the coming to force of County Governments. The constitution of Kenya 2010, chapter 11 article 176(2) clearly spells out the composition of County Government and its expected functions; for instance:

- There shall be a county government for each of county, consisting of a county assembly and a county executive.
- Each county government shall decentralize its functions and the provision of its services to the extent that it is efficient and practicable to do so.

The constitution also provides the institutional coordination of both the National Government and the County Governments where it identifies the two as distinct and inter-dependent and shall conduct their mutual relations on the basis of consultation and cooperation.

The executive authority of the county is vested in and exercised by a county executive committee which comprises of the County Governor and the Deputy County Governor and members appointed by the County Governor with the approval of the assembly, from among persons who are not members of the assembly.

***The County Governor***

The County Governor and County Deputy Governor are the Chief Executive and Deputy CEO of the County respectively: in exercise of his Constitutional mandate the County Governor shall;

COUNTY ASSEMBLIES FORUM (CAF)
P. O. Box 73552 - 00200,
NAIROBI, KENYA

a) Diligently execute the functions and exercise the authority provided for by the Constitution and Legislations
b) Perform such state functions within the County as the President may from time to time assign on the basis of mutual consultation
c) Represent the county in national and international fora and events
d) Appoint, with the approval of the County assembly, the county executive committee in accordance with article 179(2) (b) of the Constitution.
e) Constitute the County Executive Committee portfolio structure to respond to the functions and competencies assigned to and transferred to each county
f) Submit the county plans and policies to the county assembly for approval
g) Consider, approve and assent to bills passed by the county assembly
h) Chair meetings of the county executive committee
i) By a decision notified in the County Gazette assign to every member of the County Executive committee, responsibility to ensure the discharge of any function within the county and the provision of related services to the people;
j) Submit to the county assembly an annual reports on the implementation status of the county policies and plans
k) Deliver annual state of the county address containing such matters as may be specified in county legislations; and
l) Sign and cause to be published in the county Gazette, notice of all important formal decisions made by governor or by the County executive committee

In performing the functions under subsection (2), the governor shall-

a) Provide leadership in the county's government and development
b) Provide leadership to the county executive committee and administration based on the county policies and plans
c) Promote democracy, good governance, unity and cohesion with the county;
d) Promote peace and order within the county
e) Promote the competitiveness of the county
f) Be accountable for the management and use of the county resources

COUNTY ASSEMBLIES FORUM (CAF)
P. O. Box 73552 - 00200,
NAIROBI KENYA

g) Promote and facilitate citizen participation in the development of policies and plans and delivery of services in the county

***The Deputy Governor***

The Deputy Governor shall deputise for the Governor in the execution of the governor's function. Additionally the Deputy Governor may assign any other responsibility or portfolio as a member of the county executive committee. The constitution limits the powers of the Deputy Governor in exercise of powers delegated to him by the Governor among them; can not nominate, appoint or dismiss which fall under the non delegetable executive authority only exercised by the governor.

***The County Executive Committee***

The County executive committee comprises of persons nominated by the county governor and approved by the county assembly as provided for by the constitution. The constitution has clearly delimited and provided for the following functions;

a) Implement county legislation;
b) Implement, within the County, national legislation to the extent that the legislation so requires;
c) Manage and coordinate the functions of the county administration and its departments ;
d) Perform any other functions conferred on it by the Constitution or national legislations;
e) Supervise the administration and delivery of services in the county and all the decentralized units and agencies in the county;
f) Carry out any other function incidental to any of the assigned functions;
g) The County Executive Committee may prepare proposedlegislation for consideration by the County Assembly and provide the countyassembly with full and regular reports on matters relating to the County.

In performance of its functions, a county executive committee shall have power to determine its own programme of activities and every member of the committee shall observe integrity and disclosure of interest in any matter before the committee.In addition;

COUNTY ASSEMBLIES FORUM (CAF)
P. O. Box 73552 - 00200,
NAIROBI, KENYA

***County Secretary***

The County Governments Act, 2012 provides that each County shall have its own public service. The County Secretary is the head of the County Public Service and the Secretary to the County Executive Committee. The County Secretary is also responsible for conveying the decisions of the County Executive Committee to the appropriate persons or authorities.

***County Chief Officers***

The County Government Act Section 45(2) provides that the office of a County Chief Officer shall be an office in the County Public Service. A County Chief Officer shallbe an authorised officer in respect of exercise of delegated power. The Chief Officer is responsible to the respective County Executive Committee member for the administration of acounty department as provided under section 46 of the Act.

***County Assembly***

The County assembly consists of ward representatives elected by registered voters, nominated members, special seats members designed to fulfil the constitutional a third majority rule, representatives from marginalised groups, persons with disability, and youth representatives. The speaker is an ex official elected by members of the county assembly. The clerk is the accounting officer charged with the day today running of the assembly.

1. The legislative authority of a county is vested in, and exercised by, its county assembly.
2. A County assembly may make any laws that are necessary for or incidental to, the effective performance of the functions and exercise of the powers of the county government under the Fourth Schedule.
3. A county assembly, while respecting the principle of the separation of powers, may exercise oversight over the County executive committee and any other county executive organs.
4. A county assembly may receive and approve plans and policiesfor-
    a) The management and exploitation of the county's resources
    b) The development and management of its infrastructure and institutions
    c) Approval of budgets, borrowing and county development planning.

COUNTY ASSEMBLIES FORUM (CAF)
P. O. Box 73552 - 00200,
NAIROBI, KENYA

For each County Assembly there is a county Assembly Service Board. The Board consists of the Speaker of the County Assembly, the leader of a majority party, the leader of a minority party, and one person resident in the county, appointed by the County Assembly but who is not a member of the County Assembly. The County Assembly Clerk is the secretary to the County Assembly Service Board.

***County Public Service Board***

The County public service board is an independent constitutional body charged with the full mandate and responsibility of providing for the organization, staffing and functioning of the county public service in ways that ensure efficient, quality and productive services for the people of the county. The constitution also empowers the board to provide for institutions, systems, and mechanisms for human resource utilization and development in a manner that best enhances service delivery by the county public service institutions. In exercise of this mandates the board is composed of chairperson nominated and appointed by the governor with the approval of the county assembly. Minimal membership of three and maximum of five members nominated and appointed by the governor with the approval of the county assembly and a certified public secretary of good professional standings nominated and appointed by the governor, with the approval of the county assembly who shall be the secretary to the board.

The functions of the board as outlined in the constitution are:

a) Establish and abolish offices in the county public service
b) Appoint persons to hold or act in offices of the county public service including in the Boards of cities and urban areas within the county and to confirm appointments
c) Exercise disciplinary control over, and remove, persons holding or acting in those offices as provided for under this part;
d) Prepare regular reports for submission to the a county assembly on the execution of the functions of the Board
e) Promote in the county public service the values and principles referred to in Article 10 and 232

COUNTY ASSEMBLIES FORUM (CAF)
P. O. Box 73552 - 00200,
NAIROBI, KENYA

f) Evaluate and report to the county assembly on the extend to which the values and principles referred to in Article 10 and 232 are complied with in the county public service;

g) Facilitate the development of coherent, integrated human resource planning and budgeting for personnel emoluments in counties;

h) Advice the county government on human resource management and development

i) Advice the county government on implementation and monitoring of the national performance management systems in counties

j) Make recommendation to the Salaries and Remuneration Commission, on behalf of the county government, on the remuneration, pensions and gratuities for the county public service employees

The figure below shows the proposed institution structure for the County Government and its relation with independent constitutional offices;

**Figure 1: Proposed Structure of County Government**

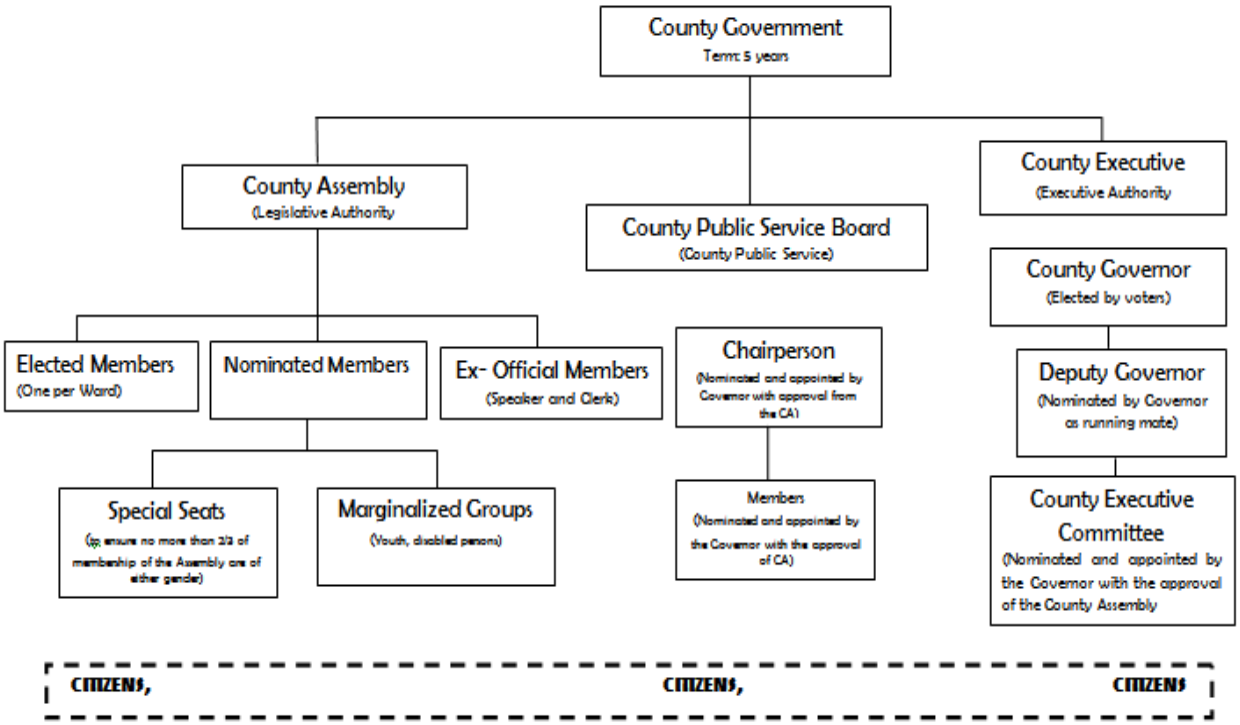

COUNTY ASSEMBLIES FORUM (CAF)
P. O. Box 73552 - 00200,
NAIROBI, KENYA

## 5.2. Institutional/organizational framework for the County Government of Turkana

The functions of County Governments as prescribed in the Fourth Schedule of the Kenya Constitution 2010 are the foundation on which the institutional/organization framework for the County Government of Turkana has been developed. The development of the framework was based on wide consultations with relevant County stakeholders, taking into consideration the uniqueness of the County; and research on best practices in institutional and organization design.

The resultant institutional/organisational framework for the County Government of Turkana is designed based on key guidelines to achieve the objects and principles of devolution as detailed in Chapter 11 Articles 174 and 175 of the Constitution of Kenya 2010 as follows:

| Guideline | Object of devolution |
|---|---|
| Accountability to the citizens | (a), (c), (d) (e) (e) (i) |
| Consistent service delivery (common service delivery platform) | (f) (g) (h) |
| Adaptability to changing environment due to devolution | (c) |
| Simplification and standardisation of processes | (h) |
| Robust internal control environment, policies, procedures and governance framework covers principles of devolved government | (i) |
| The need for proper coordination (sharing of synergies) across functions | (h) |

The institutional framework provides a broad view of how the county's resources including people, processes, facilities, and technology interrelate and how the resources will be deployed to enable achievement of the objects and principles of devolution; and the county's strategy against the county citizenry's needs for services.

The institutional/organisational framework will guide how the county is organised, how it functions and who are its critical stakeholders and business and development partners. There are various key elements that have guided the development of the County's institutional/organisational framework as depicted in the diagram below

COUNTY ASSEMBLIES FORUM (CAF)
P. O. Box 73552 - 00200,
NAIROBI, KENYA

**Figure 2: Turkana County Government Institutional Framework**

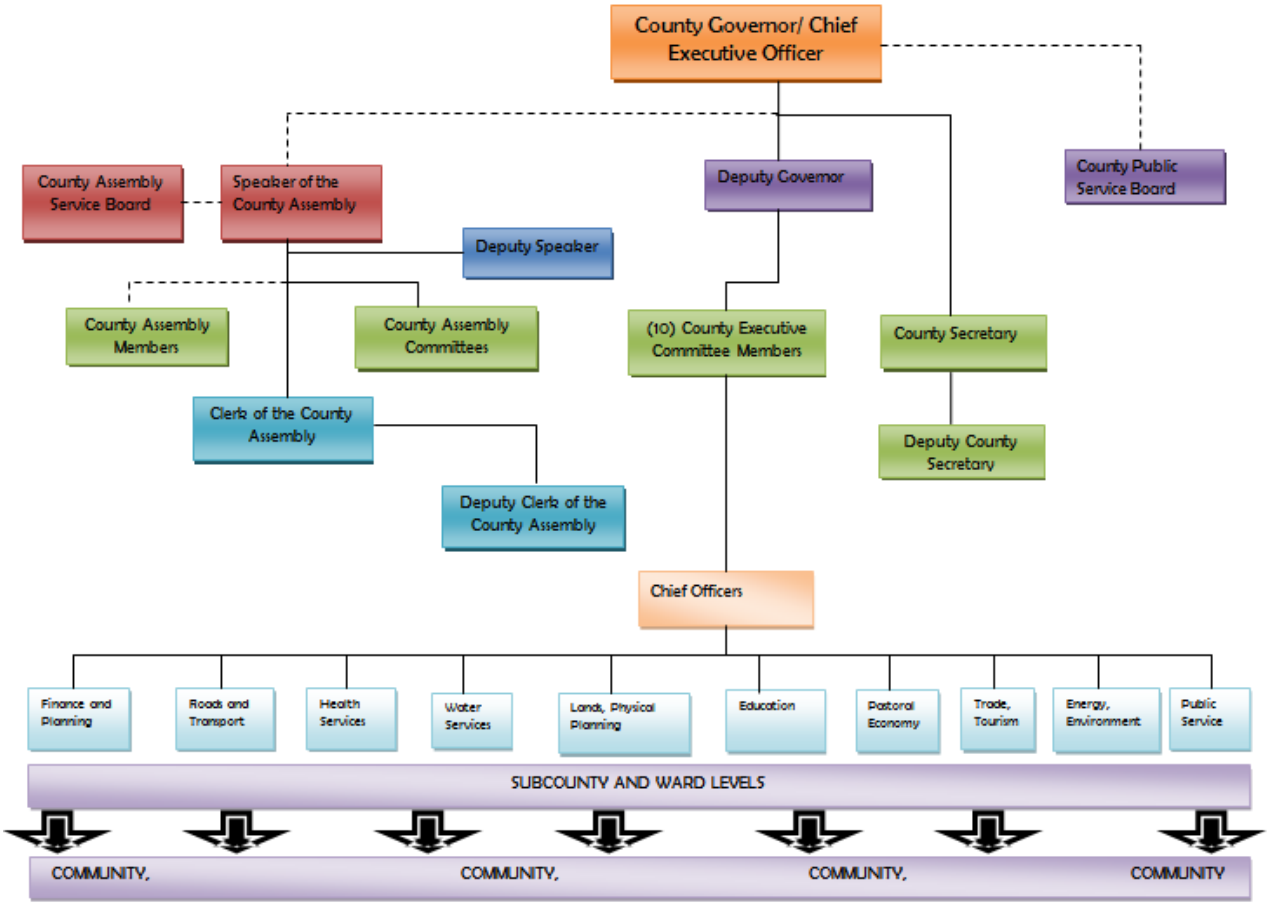


## 5.3 Overview of Functions Devolved to Turkana County Government

The fourth Schedule of the Constitution 2010 has broadly enumerated functions to be perfomed by the County Government. Additionally the constitution also identifies functions to be co perfomed by the National and County Government. Although the functions have been clearly idemtified in the fourth schedule but their subsequent transfer and ultimate performance by the County Government is pegged on anumber of issues among them: Funding from the national government, gazzettement of proposed functions and existence of capacity to undertake the devolved functions.

The National Government through the transitional authority through its schedule of function transfter has gradually tranfered functions to the county Government beginning with the February 1 notice to the July 1st with the latest being the August 9th gazettments.

COUNTY ASSEMBLIES FORUM (CAF)
P. O. Box 73552 - 00200,
NAIROBI, KENYA

Within the performance of the 14 devolved functions, the County Government of Turkana identified the ten sectors, which will be instrumental in delivering the Government's promise to the people inline with its mandate:

1. Water services, irrigation and agriculture
2. Education, Gender, Human resource development, social and cultural services
3. Energy, environment, and Natural resources
4. Tourism, Trade and Insutrialization
5. Pastoral Economy and Fisheries
6. Health services and sanitation
7. Public Service, Decentralised services and Disaster Management
8. Transport, Roads, Housing and Public Works
9. Lands, physical planning and Urban areas amanagement
10. Finance and Planning

Governance and Leadership is has been captured as the overaching pillar that drives realization of respective sectoral plans.

Following the devolvement of these functions, below is a summary of County functions per sector:

1) Water services, irrigation and agriculture
2) Education, Gender, Human resource development, social and cultural services
3) Energy, environment, and Natural resources
4) Tourism, Trade and Insutrialization
5) Pastoral Economy and Fisheries
6) Health services and sanitation
7) Public Service, Decentralised services and Disaster Management
8) Transport, Roads, Housing and Public Works
9) Lands, physical planning and Urban areas amanagement
10) Finance and Planning

### 5.4. County Stakeholders

This subsection broadly identifies key stakeholders with which the County Government is and will be partnering in for the sole purpose of meeting its mandate within the devolved functions.

COUNTY ASSEMBLIES FORUM (CAF)
P. O. Box 73552 - 00200,
NAIROBI, KENYA

| Stakeholder | Roles/Responsibilities |
|---|---|
| Community | Active participants and receipients of development |
| Bilateral and Multilateral Donors | Will provide both Hard and Soft resources in the respective sectors so as to ,leverage the Government's budget |
| NGOs, CBOs, FBOs(Private Benefit Organizations) | - Will partner with the County Government to implement specific sectoral needs as will be identified and agreed mutually<br>- Will provide additional expertise to leverage the Government's existant skills and competence through staff recruitment and or secondments to Government |
| National Government | - Will continue to provide the enabling environment necessary for the success of Devolution through policy regulation and legislative provision<br>- Will provide funds through the national transfers to support performance of devolved functions<br>- Will provide the necessary guranatee for the County Government to access external/ foreign aid fundings |
| Financial Institutions | Will provide the County Government with financial services intergral in facilitating development |
| Regulatory bodies e.g. NEMA, IRC, KEBS, | - Provision of regulations<br>Enforcement of minimum requirements |
| Private sector | - Partnership and Resource Mobilization<br>Partnerships for Development |
| County Assembly | - Legislation<br>- Oversight |
| Professional bodies and Institutions | - Certification of professionals<br>- Provide minimum professional code of conduct and ethics for members<br>- Ensure professionalism in the conduct of Government affairs |
| Nationala and International Research institutions/ Universities | - Partnerships in research, technology and innovation in latest technological know how to promote transforamtionPromote technology advancements/ training<br>- Setting up of schools and institutions in Turkana to |

COUNTY ASSEMBLIES FORUM (CAF)
P. O. Box 73552 - 00200,
NAIROBI, KENYA

| Stakeholder | Roles/Responsibilities |
|---|---|
| | generate knowledge and build a critical human capital for Turkana |
| Local, National and International Media | - Dissemination of information<br>- Partnetship for development<br>- Fundraising and resource mobilization<br>- Marketing and Branding |

COUNTY ASSEMBLIES FORUM (CAF)
P. O. Box 73552 - 00200,
NAIROBI, KENYA

# Chapter Six Resource Mobilization Framework

## 6.0 Budget Projections for Managing the County Government

This chapter focuses on the Resource mobilization aspect and requirement by the County. Its intergral to note that, plans spelt out here can only achieved when resources are mobilised and substantially allocated to meet desired needs. The resource mobilization framework will involve a holistic assessment of the County's present resources and future potential in meetings its both recurrent and development financing.

To start with, the Constitution of Kenya 2010 and the County Government Act 2012, has clearly outlined the available sources of revenue from where the County Government can tap from in order to finance its development agenda. They are categorised as follows:

- Transfers from the National Government
- Equalization Fund
- Local revenue sources
- Conditional or Unconditional Grants
- Loan Guarantee from the National Government
- Contigencies Fund
- Public Private Partnerships
- Inkind and private donations

Although it is only the national Government that has the power to impose taxes and charges, the constitution however provides for alimited options to County Governmnets. They include;

- Property rates
- Entertainment taxes and
- Any other tax that will be authorized by an act of parliament.

The county Government also have additional ways of raising revenue through user fee charges. This is currently the case as the fees are collected for house rents, market utility, bus park, water consumption, cess fees, single business permit, liquor licencing fees, entertainment fees, land transaction fees, erection of public notice boards, annual land rents/ lease fees, use of local

COUNTY ASSEMBLIES FORUM (CAF)
P. O. Box 73552 - 00200,
NAIROBI KENYA

building materials such as Sand and Gravel, exhauster services, mining of local minerals among many others.

### 6.1. Five Year Budget and Funding Projections

| | COUNTY GOVERNMENT OF TURKANA | | | | | | |
|---|---|---|---|---|---|---|---|
| S/NO | | 2013/14 | 2014/15 | 2015/16 | 2016/17 | 2017/18 | |
| Item | Type of Fund | Amount (Ksh.) | Amount (Ksh.) | Amount (Ksh.) | Amount (Ksh.) | Amount (Ksh.) | (%) of total Funds |
| 1 | Normal Transfer from Consolidated Fund | 9,000,000,000 | 9,900,000,000 | 10,890,000,000 | 11,979,000,000 | 13,176,900,000 | 72.26% |
| 2 | Transfer from Equalization Fund | 150,000,000 | 165,000,000 | 181,500,000 | 199,650,000 | 219,615,000 | 1.20% |
| 3 | Transfer from Contingency Fund | 50,000,000 | 55,000,000 | 60,500,000 | 66,550,000 | 73,205,000 | 0.40% |
| 4 | Other Revenues from Central Government(Approx) | 200,000,000 | 220,000,000 | 242,000,000 | 266,200,000 | 292,820,000 | 1.61% |
| 5 | SAGAs | 300,000,000 | 330,000,000 | 363,000,000 | 399,300,000 | 439,230,000 | 2.41% |
| 6 | Devolved Funds(CDTF, KeRRA, KURA, HSSP, REA etc) | 500,000,000 | 550,000,000 | 605,000,000 | 665,500,000 | 732,050,000 | 4.01% |
| 7 | Regional Development Authorities (KVDA) | 75,000,000 | 82,500,000 | 90,750,000 | 99,825,000 | 109,807,500 | 0.60% |
| 8 | Rental Income | 3,000,000 | 3,300,000 | 3,630,000 | 3,993,000 | 4,392,300 | 0.02% |
| 9 | Land Rates | 12,000,000 | 13,200,000 | 14,520,000 | 15,972,000 | 17,569,200 | 0.10% |
| 10 | Trade Licences | 30,000,000 | 33,000,000 | 36,300,000 | 39,930,000 | 43,923,000 | 0.24% |
| 11 | County Taxes e.g. Cess, Adverts etc | 5,000,000 | 5,500,000 | 6,050,000 | 6,655,000 | 7,320,500 | 0.04% |
| 12 | A-I-A(Tenders fees,Asset disposal, Hire of equipment etc ) | 15,000,000 | 16,500,000 | 18,150,000 | 19,965,000 | 21,961,500 | 0.12% |
| 13 | User Fees (service charges, miscellaneous income, Event fees etc) | 5,000,000 | 5,500,000 | 6,050,000 | 6,655,000 | 7,320,500 | 0.04% |
| 14 | Resources exploitation fees (Sand, ballast, minerals etc) | 10,000,000 | 11,000,000 | 12,100,000 | 13,310,000 | 14,641,000 | 0.08% |
| 15 | Grants | 200,000,000 | 220,000,000 | 242,000,000 | 266,200,000 | 292,820,000 | 1.61% |
| 16 | Support from UN Agencies | 500,000,000 | 550,000,000 | 605,000,000 | 665,500,000 | 732,050,000 | 4.01% |
| 17 | Support from NGOs/PBOs | 500,000,000 | 550,000,000 | 605,000,000 | 665,500,000 | 732,050,000 | 4.01% |
| 18 | Loans | - | 500,000,000 | 550,000,000 | 605,000,000 | 665,500,000 | 3.52% |
| 19 | Bilateral/Multilateral Agreements | 500,000,000 | 550,000,000 | 605,000,000 | 665,500,000 | 732,050,000 | 4.01% |
| 20 | Public Private Partnerships | 400,000,000 | 440,000,000 | 484,000,000 | 532,400,000 | 585,640,000 | 3.10% |
| | | | | | | | |
| | Total Revenue | 12,455,000,000 | 14,200,500,000 | 15,620,550,000 | 17,182,605,000 | 18,900,865,500 | 100% |
| | Total Expenditure | - | | | | 78,359,520,500 | |

COUNTY ASSEMBLIES FORUM (CAF)
P. O. Box 73552 - 00200,
NAIROBI, KENYA

## 6.2 Financing for Capital and Development Programmes

The constitution clearly stipulates that atleast 30 percent of the total budget must be allocated to development. Consequently, the County Government will on an annual basis ensure this minimum threshold is attained and upscaled so as to ensure service delivery to the people is enhanced. Within the 2013/2014 budget, the County Government has allocated more than 60 percent of its total budget to development and plans to further scale it through mainstream funding as well as loans and grants obtained from bilateral and multilateral donors.

Presently within the constitutional provision, The county Government is limited in its borwwoing powers and as such it must be guaranteed by the National Government. The recent enactment of the Public Private Partnership Act however provides County Government with alegal framework through which it can engage the private sector and other donors in ensuring funding challanges do not preclude provision of essential services to the citizens.

With the recent discoveries of Hydrocarbons and Water in the County, the County Government has embarked on a grand resource mobilization and marketing strategy that will see Turkana as the business choice destination both for domestic and international investors. Already, the County has hosted more than three investment exchange meetings with more donors lining up to tap into the massive potential that the County holds.

The following are some of the promointent International donors and funds that have previously supported programmes in the County and are keen at partnering with the County Government.

1. **JICA-** Areas on Interest are Water development, infrastructure support and Disaster Management
2. **USAID**- Main focus is food security and Good Governance
3. **World Bank**- Disater Preparedness, Governance and Capacity development support
4. **UNDP**- Capacity building, peace and conflict, Governance and youth empowernment
5. **UNICEF**- Education, Gender focus and child protection
6. **AfDB**- Water development and Food security
7. **DFID**- Hunger safety net, Governance and social programme support
8. **UNGEA-** Education, Gender programmes and Protection

COUNTY ASSEMBLIES FORUM (CAF)
P. O. Box 73552 - 00200,
NAIROBI, KENYA

### 6.3. Strategies for raising projected revenues

Beside the 15 percent Constitutional minimum of funds transferable to the County Government, the additional funding streams will also be mobilised to ensure effective and optimal delivery of services to the residents of Turkana County. The County is also entitled to financial resource transfers from the National Government. The financial transfers are currently stipulated to be at least 15percent of government revenue. There are negotiations and discussions to raise this minimum amount earmarked for counties in future.

Turkana County with the recent discovery of Hydro carbons and Water is set to become the richest County in Kenya, substantially conytributing to the Country's GDP. In anticipation of this role, the County Government will put in place the necessary legislative framework and policy guidelines that will ensure that once these resources are exploited, the people fully benefit. The county government will also undertake to bolster its local resource collection and reporting system so as to ensure maximum collection and resource cleavaes are sealed completely. Already, the County Government through the finance and planning docket has identrified keys areas of revenue sources and has already embarked on an aggressive campaign strategy to ensure the County benefits moving forward. Some of these include:

- Partnerships with the private sector under the Public-Private Partnerships (PPPs) in infrastructure development and other ventures that require heavy capital outlays. Another area ripe for PPPs is advertising/billboards management;
- Improvement of the business environment leading to increased investments and yields from single business permits, market fees, boda boda fees, water rents. Use of local materials fee, cess fees, land lease fees, property rents, land based revenues and revenues emanating from bus parks and parking fees;
- Embark on a revenue assessment and analysis process aimed at comprehensive mapping of the County's resource bases and potentials.
- Develop new and unconventional revenue options while putting inplace integral policies anmd regulations to enhance revenue collection.

COUNTY ASSEMBLIES FORUM (CAF)
P. O. Box 73552 - 00200,
NAIROBI KENYA

- Support the senate's bid to increase current 15 percent constinituional allocation of national transfers to atleast 40 percent in line with the devolved functions and County development needs.
- Solicit and negotiate for direct programme/project funding from development partners in various sectors – roads development, IT in service delivery, planning and capacity building;
- Continuous community enligghtment so as to fully participate and contribute to development through local contributions.
- Champion for integration of other funding streams into the County Kitty so as to streamline development planning and increase impact of interventions.

In order to achieve the set resource mobilization targets, the County Government through the ministry of finance and planning will additionally develop specific guidelines and legislation requirements to firm the following components of resourcemlobilization inline with the County Government Act 2012:

- Revenue raising strategies;
- Asset management strategies;
- Financial management strategies;
- Capital financing strategies;
- Operational financing strategies; and
- Strategies that would enhance cost-effectiveness

### 6.4. Attracting Donor Funding/ External Funding Opportunities

Presently, Turkana County receives the second highest sum of fundingfrom the National Transafer fundand the highest from the Equalization Fund. This is due to the fact that until recently, Turkana County has been the poorest County in the Country with extremely low human development indicators. Inline with the spirit of Devolution, for Turkana to Catch up with the rest of the Counties, it was therefore inorder to allocate it enough resources and ensure the necessary infrastructure is put in place so as to fastrack the County's development. The current allocation trend is however expected to continue for the next few years upon which, it is expected to suibstantially reduce especially when the Oil and Water resources currently abundant in the region will begin to be exploited.

COUNTY ASSEMBLIES FORUM (CAF)
P. O. Box 73552 - 00200,
NAIROBI, KENYA

In the meantime, the County Government is in the process of development a amassive resource mlobilization strategy that will see it conduct investment forums aimed at show casing the County's potential with the sole objective of wooing both domestic and international investors, both public and private investors. For the next three years, the Government has prioritised impact projects that are likely to lay a firm foundation for the eventual transformation of the County through investing allocating a substantive budget to health, water, agriculture, irrigation, education, livestock, marketing and branding, and institutional capacity development. Consequently, the County Government is also currently drafting rafts of legislations across all sectors to ensure the interest of the community is firmly taken care off while exploiting resources found in Turkana County.

Its important to note that, a greater part of the Sectoral plans will require external funding since the projects conceived are massive, and insfrastructural in nature. The flagship projects require huge capital outlays which cannot be financed under the present Government sources of funds. In cognizance of this, the County Government will develop a resource mobilization and partnership engagement policy guideline that will guide the County Government's external resource mobilization iniatives. The strategy will widely capture and incorporate varied forms of financing but not limited to Corporations, Private sector, Banks, Bilateral and Multilateral institutions, Loans, Grants, Private Donations, Inkind Gifts,and Concessions among others.
Among the measures to be used are:

- Develop bridged versions of the County Integrated Development Plan for wide circulations.
- Embark on aggressive marketing of the County resources and potential both locally and internationally
- Put in place systems. Structures and institutions that will ensure prudent use and management of both donor and local resources
- Strengthen oversight bodies to provide checks and balance
- Work with the National Government in ensuring infrastructural development to attract investors and speed up service delivery.
- Marketing and branding of Turkana as the Tourist and Business Destination of Choice

COUNTY ASSEMBLIES FORUM (CAF)
P. O. Box 73552 - 00200,
NAIROBI, KENYA

- Invest in critical human skills necessary for the development of the County
- Launch myriads of high impact short term projects to change the face of the County
- Work with the National Government to manage security and control cross border cattle rustling.
- Develop appropriate legislations across all sectors to ensure the local people benefit from the exploitation of resources in the County.
- Develop an enabling enviuronmnet for investors.
- Institutionalisation of an accountable, responsive and transparent county operation – prudent financial management, procurement, reporting, compliance to regulations, quality service delivery, citizen participation etc.
- Operationalise a partnership framework with local communities and other interested parties for the benefit of citizens.
- Continous resource and studies to ensure policy is evidence based and informed by reality.
- Alignment County Plans to national, regional and international development agenda in order to attract earmarked resources.

COUNTY ASSEMBLIES FORUM (CAF)
P. O. Box 73552 - 00200,
NAIROBI, KENYA

# Chapter Seven: County Development Priority Programmes and Projects

## 7.0 Introduction

This chapter offers detailed analysis and proposal of priority project and Programmes that the County of Turkana would like to achieve in the next five years. The Project/ programmes have been presented to align with the County sector focus alongside the Medium Term Expenditure Framework. These sectors include:

- Water services, Irrigation and Agriculture
- Health service and Sanitation
- Energy, environment and Natural resources management
- Public Service. Decentralized services and Disaster Management
- Pastoral economy and fisheries
- Transport, Roads, Housing and Public Works
- Education, Gender, Human Resource Development, culture and Social Services
- Finance and Planning
- Lands, Physical Planning and Urban areas Management

### 7.1. Water, Irrigation and Agriculture

Water is a limiting factor for agricultural production in Turkana County. However, there are a number of potentials to develop water sources, for example water aquifers, boreholes and surface water harvesting. For increased agricultural production there is need to intensify irrigated agriculture for improved food security and increased household incomes.

#### 7.1.1 Crop production statistics

Crop production is mainly irrigation and rain fed. This is practiced by agro-pastoralists mostly growing maize, beans, green grams, sorghum, millet, mangoes, paw paws, water melon and vegetables. The production of these crops is mainly at subsistence level. Other potential crops that can be grown in the county include guavas, grapes,

COUNTY ASSEMBLIES FORUM (CAF)
P. O. Box 73552 - 00200,
NAIROBI KENYA

lemons, oranges, dates, coconuts and *Aloevera*. Table 30 and 31 below depict the current production systems in the county.

**Table 30: Current production statistics in the county**

| Type of farming | Actual (ha) | Potential(ha) |
|---|---|---|
| Rain fed | 5,500 | 150,000 |
| Irrigated | 2,458 | 220,000 |
| Water harvest | 950(bunds) | 500,000 |

*Source: Ministry of Agriculture Turkana (2012)*

**Table 31: Crop production coverage in Turkana County**

| | |
|---|---|
| Area of Turkana county | 77,000 $Km^2$ |
| Arable land | 25,000 $Km^2$ |
| Good agricultural Potential | 8,700 $Km^2$ |
| Water mass | 7,500 $Km^2$ |
| Size of land per household required to be food secure | 0.5Ha |
| Average h/h size | 6 |

*Source: Turkana food security master plan (2013)*

Turkana faces both physical and economic water scarcity interchangeably during and between seasons. Efforts should as much as possible, be made to ensure that water infrastructure impedes losses emanating from evaporation, seepage and inefficient applications. Rainfall contributes a total volume of approximately 24 km3 of water in Turkana. Boreholes are well distributed over the county in relation to the distribution human population. The focus is to supply water to human population rather than livestock.

They are present mostly in urban centres and near road network. Most boreholes in Turkana are equipped with hand pumps 'Duba' even though others are equipped with diesel piston pumps, submersible pumps (connected with solar) and wind pumps.

COUNTY ASSEMBLIES FORUM (CAF)
P. O. Box 73552 - 00200,
NAIROBI, KENYA

The sector of Water, Irrigation and Agriculture objectives will be achieved by addressing the identified issues below .These are the core issues that require attention and appropriate actions for the growth and development of the sector.

- Low agricultural productivity and output
- Inappropriate land use practices
- Inadequate access to affordable credit and inputs
- Inadequate market access
- Inadequate institutional capacity and Linkages
- Inadequate water for domestic and livestock use
- Dilapidated Irrigation scheme structures
- Inadequate area under irrigation
- Poor quality water

The specific objectives of the sector are; increasing agricultural productivity through good choice of land and land preparation; application of the right crop varieties; application of appropriate crop husbandry and reduction of pre and post-harvest losses through pests and bad storage. To promote expanded market access for agricultural products in the traditional and emerging markets.

Similarly to increase value addition and diversify the existing range of products, Provide market information, Promote market development, Promote commercial agriculture, promote regional and international agricultural trade. Promote access to inputs and credit, to increase agricultural productivity and farming as a business. Main strategies involve increasing access to affordable credit and Increase access to agricultural inputs. The sector will promote agricultural production through sustainable land use farming practices. This will be achieved through promotion of soil and water management, agroforestry farming systems, agricultural mechanization and Exploit the untapped agricultural potential in the county.

As the main economic sector of the county, there are many stakeholders and institutions involved in agriculture in one way or another. It is therefore imperative

COUNTY ASSEMBLIES FORUM (CAF)
P. O. Box 73552 - 00200,
NAIROBI KENYA

that these stakeholders are well coordinated to avoid duplication of efforts and wastage of resources. The sector will develop policies and propose county legislations that provide the right environment for the sector to thrive. The sector will promote ground and surface water harvesting storage treatment and supply for domestic use.

### 7.1.1.Sector Vision and Mission

**Vision**: To be a lead agent in ensuring food security, adequate and quality water and income generation for poverty reduction.

**Mission:**To improve livelihoods through provision of adequate and quality water, promotion of agribusiness, food diversification and nutrition security in a conducive environment.

### 7. 1.3 County's Response to Sector Vision and Mission

The sector intends to utilize the Specific, Measurable, Achievable, Relevant and Time-bound (SMART) strategic objectives outlined below to provide a policy and institutional environment that is conducive to increasing sustainable agricultural productivity, increase quantity and quality of safe water for use, promoting investment and market accessibility. The strategies to be employed to achieve the objectives are meant to encourage private sector involvement in agricultural enterprises and agribusiness.

The sector will implement the following seven strategic objectives:

i. Increase agricultural productivity and outputs
ii. Improve on market access and product development
iii. Enhance accessibility of affordable inputs and credit to farmers
iv. Promote sustainable land use practices and environmental conservation
v. Enhance institutional efficiency and effectiveness in implementation and service delivery
vi. Create favourable environment for agricultural development
vii. Increase quantity and quality of safe water

COUNTY ASSEMBLIES FORUM (CAF)
P. O. Box 73552 - 00200,
NAIROBI, KENYA

*i. Increase agricultural productivity and outputs*

Land is the basic factor of production and increasing agricultural productivity is the basic requirement for not only agricultural growth but also farming as a business. Agricultural productivity in the county has been way below the inherent potential and international averages. Yet it is well known that the key requirements for increasing agricultural productivity are; good choice of land and land preparation; application of the right crop varieties; application of appropriate crop husbandry and reduction of pre and post-harvest losses through pests and bad storage. These requirements are provided by a competent, efficient and effective agricultural extension system, with backup and support of highly qualified and contemporary agricultural research system.

*ii. Promote market access and product development*

Market access is critical to the development of agriculture. The role of the Ministry is to promote expanded access for agricultural products in the traditional and emerging markets. Similarly to increase value addition and diversify the existing range of products, Provide market information, Promote market development, Promote commercial agriculture, promote regional and international agricultural trade.

*iii. Enhance accessibility to affordable inputs and credit*

Access to inputs and credit are vitalto increasing agricultural productivity and farming as a business. It is therefore imperative that appropriate credit packages suitable for small scale producers are made available. These shouldgive them access to key inputs such as fertilizer, agrochemicals and seed, capital investment such as irrigation infrastructure, value addition technologies, compliance with food safety regulations and general farm development. Main strategies identified in this CIDP involve increasing access to affordable credit and access to agricultural inputs.

*iv. Promote sustainable land use and environmental conservation*

The sector will promote agricultural production through sustainable land use farming practices. This will be achieved through promotion of soil and water management,

COUNTY ASSEMBLIES FORUM (CAF)
P. O. Box 73552 - 00200,
NAIROBI KENYA

agroforestry farming systems, agricultural mechanization and Exploit the untapped agricultural potential in the county.

*v. Enhance institutional efficiency and effectiveness in implementation and service delivery*

As the main economic sector of the county, there are many stakeholders and institutions involved in agriculture in one way or another. Similarly the department deals with many stakeholders and has several institutions that assist in delivering the many services required by the farming community. It is therefore imperative that these stakeholders are well coordinated to avoid duplication of efforts and wastage of resources. To address this objective the sector will employ the following strategies ; Strengthen Public-Private partnerships, develop and sustain a well-trained human resource, foster and institutionalize positive organizational culture, Mainstream HIV/AIDS and gender issues, improve access to information and use of ICT-based tools.

*vi. Create Enabling Environment for Agricultural Development*

It is a key responsibility of the sector to develop policies and propose county legislations that will provide the right environment for the sector to thrive. Such policies should enable and facilitate the private sector to play its role in agricultural development.

*vii. Increase quantity and quality of safe water*

The sector will promote ground and surface water harvesting storage treatment and supply for domestic use in addition it will streamline policies to enhance efficient and effective water management.

COUNTY ASSEMBLIES FORUM (CAF)
P. O. Box 73552 - 00200,
NAIROBI, KENYA

**Table 32:Role of Sector Stakeholders**

| Stakeholder | Roles/responsibilities |
|---|---|
| Farming Communities | Collaborations in agriculture production |
| Donors | Programme and technical support |
| NGOs, CBOs, FBOs, Farmer Organizations | Sustainable agricultural production and collaboration, Complementary partnership in services delivery |
| Ministry of pastoral economy and fisheries | Collaboration in programme development, implementation and extension services |
| Ministry of Trade | Marketing, mobilization of savings and provision of credits through Sacco's |
| Financial Institutions | Provision of financial facilities, saving and credits |
| Agri-business dealers (Input dealers, Seed Companies, merchants) | Provision of agricultural inputs |
| Regulatory bodies e.g. NEMA | Provision of regulations |
| Private sector e.g. Safaricom | Resource mobilization |
| County Assembly | Legislation |
| Professional bodies | Promote professional techniques on Agriculture, water and irrigation |
| Research institutions/ Universities | Promote technology advancements/ training |
| Regional/ International organizations | Cooperation in the areas affecting agriculture, water and irrigation, Cross boarder resource management, peace building, facilitating policy harmonization |
| Media | Dissemination of information |
| Other line Ministries/ Government Institutions | Collective responsibility |

COUNTY ASSEMBLIES FORUM (CAF)
P. O. Box 73552 - 00200,
NAIROBI, KENYA

**Table 33:Subsector Priorities, Constrains and Strategies**

| Subsector | Priorities | Constraints/issues/challenges | strategies |
|---|---|---|---|
| 1.Water | • Provision of safe drinking water per ward based on priorities.<br>• at least one boreholes per ward per year, piping system, and water kiosks and storage facilities.<br>• Harnessing of water aquifers<br>• Establishing water management systems.<br>• Desalinate and treat harvested water from LakeTurkana to provide clean and safe water | • Need for water is huge for both human, livestock and irrigated pastures.<br>• Salinity within the available water sources.<br>• Considering the current county financial position, developing water provision may need big funding.<br>• Technical input on human resource is also challenging.<br>• Water resource management skills not a adequate.<br>• Inadequate resources to do resource mapping,<br>• Lack of enough equipment for water storage. | • Utilizing the available resources to cater for water both for livestock and human, through establishment of boreholes, pans and dams.<br>• Need to develop technical human resource.<br>• Need to establish proper resource mapping in the county.<br>• Use of appropriate technology to desalinate water |
| 2.Irrigation/ reclamation | • Irrigation schemes at Turkwel, Naoros, Katilu,Juluk,Kerio delta, Lomelo,morulem, Kakuma,Kaaleng, Lokichogio,Kokuro-approximately 1500acres. | • The current irrigable land is only on two permanent rivers of kerio and turkwell hence straining the source.<br>• Most irrigable lands are found in insecure places.<br>• Over dominance by residents to pastoralism less agriculture.<br>• Lack of adequate knowledge on irrigation.<br>• The land available for irrigation is narrowing down due to common source of water. | • Increasing and expanding other water sources for irrigation.<br>• Ensuring security is beefed in these places.<br>• Introducing other alternative livelihoods to pastoralism.<br>• Capacity building the communities on importance of irrigation. |
| 3.Agriculture | Turkwel, Naoros, Katilu,Juluk,Kerio delta, Lomelo,morulem, Kakuma,Kaaleng,Lokichogio,Kokuro-approximately 1500acres. | • Lack of rain reduced farming from rain fed to irrigation.<br>• Lack of drought friendly seeds.<br>• Lack of mechanical agriculture.<br>• Lack of market for produce.<br>• Community know how is limited.<br>• Lack/inadequate technical support. | • Establishing county food reserve through promoting surplus from farmers.<br>1) Provision of seeds, tools and equipments,<br>2) Capacity building the communities on agriculture as alternative livelihoods.<br>3) Providing produce markets. |

COUNTY ASSEMBLIES FORUM (CAF)
P. O. Box 73552 - 00200,
NAIROBI, KENYA

### 7.1.2. Projects and Programmes

**Water Services, Irrigation and Agriculture**

**Table 34: Flagship Projects**

| Project | Project Objective | Indicator | Outcomes | Cost | | | | | Implementers |
|---|---|---|---|---|---|---|---|---|---|
| | | | | 2013/2014 | 2014/2015 | 2015/2016 | 2016/2017 | 2017/2018 | |
| Water development and utilization of surface and underground water sources for domestic and irrigated agriculture (LOTIKIPI and LODWAR aquifers) | To increase access to quality and quantity of safe water for institutional and domestic use Groundwater harvesting 1.Drilling & Equipping of boreholes in water stressed areas | Number of people accessing new/improved water sources in Turkana County (total and disaggregated by sex and vulnerability);<br><br>Number of institutions especially schools and health facilities with new/rehabilitated water supply systems | Increased equitable and sustainable use of safe water supply systems for domestic, livestock, agricultural and Industrial use. | 276M | 2B | 1B | 500M | 500M | Water Department PPP |
| | Increase access to safe and Clean Water Minimize Water borne diseases Provide water to Livestock | Number of Water Pans /Dams constructed; Number of institutions especially schools and health facilities with new/rehabilitated water supply systems | -Minimize Water borne diseases<br>-Provide water to Livestock | 55.2M | 1B | 700M | 500M | 500M | Water Department |
| | To provide water for livestock along migratory routes through surface water harvesting structures(5 mega dams per sub-county) dams and Pans /rock catchments | No. of functional pans and dams | Increased water access for livestock and agriculture | 100M | 120M | 120M | 120M | 120M | Water Department |

COUNTY ASSEMBLIES FORUM (CAF)
P. O. Box 73552 - 00200,
NAIROBI, KENYA

| | | | | | | | | | |
|---|---|---|---|---|---|---|---|---|---|
| | Desalination and treatment of Lake Turkana water<br>1.to supply safe, portable water for settlement along the Lake for human consumption and fish processing. | No of desalination and treatment stations | Clean and safe water availed along the lake settlements | 200M | 1B | 1B | 500M | 500M | Water Dept and Public Private Partnership |
| Food security through irrigation,and Innovative agricultural technologies | To irrigate 15,000 Ha of land annually under the "Going Massive Programme" to feed more than 1m people in Turkana County and this includes fencing | % of households that are food secure;<br><br>Number of acreage under cultivation | -Improved food security and nutrition status;<br><br>-Increased quantity and quality of food available, accessible and affordable to all households. | 200M | 220M | 150M | 50M | 50M | Agriculture & Irrigation Departments |
| | To introduce mechanized agriculture (Atleast 3 equipped tractors per subcounty) | No. of tractors acquired;<br>No of Ha under cultivation | Increased food security | 50M | 420M | 420M | 10M | 10M | Agriculture Department |
| Integrated Food Security Master Plan (IFSMP) | To come up with an integrated food security master plan | Presence of IFSMP | Organized and sustainable use of County resources for improved food and nutrition security | - | 50 | - | - | - | Agricultural Department |

COUNTY ASSEMBLIES FORUM (CAF)
P. O. Box 73552 - 00200,
NAIROBI, KENYA

**Table 35: Other Proposed Projects and Programmes**

**Table 35-1: Agriculture**

| Programme | Project Name and Location | Project Objectives | Indicators | Outcomes | Cost (Kshs Million) | | | | | Implementers |
|---|---|---|---|---|---|---|---|---|---|---|
| **Agriculture** | | | | | **2013/2014** | **2014/2015** | **2015/2016** | **2016/2017** | **2017/2018** | |
| Food security (through land reclamation and water harvesting structures) | Food for Asset activities (i.e. trapezoidal bunds, semi-circular, contour bund, Sparte diversion, microcatchments, fruit orchards) at appropriate sites countywide.including fencing | To provide water for crop production<br>Increase land under crop production<br><br>To reduce wildlife interference | % of Household that are food secure;<br><br>Number of structures constructed;<br><br>Number of acreage under cultivation | Improved food security and nutrition status;<br><br>Increased quantity and quality of food available, accessible and affordable to all households. | 50M | 300M | 200M | 100M | 1200 | Department of Agriculture |
| Development of agricultural markets and products | Agricultural Value chain development in cereals fruits, vegetables and pulses | To increase economic value of agricultural commodities by processing;<br><br>To promoteagribusiness;<br><br>To equip the community with knowledge and skills in crop production and marketing<br><br>Explore and develop contract farming | Number of value chain developed;<br><br>Number of households involved income generating activities through farm produce;<br><br>Number of farmers equipped with skills on crop production and marketing | Improved crop production and functional market linkages<br><br>Improved household food security | 120M | 200M | 200M | 200M | 200M | Department of agriculture |

COUNTY ASSEMBLIES FORUM (CAF)
P. O. Box 73552 - 00200,
NAIROBI, KENYA

| | | | | | | | | | | |
|---|---|---|---|---|---|---|---|---|---|---|
| | | | No of contracts signed by contract farmers, groups, associations | | | | | | | |
| Increasing agricultural outputs and productivity | Disease surveillance and pest control in county wide | To reduce crop losses by pests and diseases | Number of surveillance done<br><br>Reduced incidences of diseases and pests out break | Improved household food security. | 20M | 20M | 20M | 20M | 20M | Department of agriculture |
| | Promotion of fast maturing, drought and, pest restistant crops e.g. new tissue Banana and NERICA rice at appropriate sites countywide. | To promote emerging fast maturing, drought resitant and, pest restistant crops | Number of acreage under production<br><br>Types of new crops inrtroduced | Diversified food sources<br><br>enhabced food security<br><br>increased and diversified agricbusiness opportunities | 14M | 14M | 13M | 8M | 6M | Department of agriculture, KARI. FAO |
| | Recruitment of an extension officer with motorbikes per ward | To transfer knowledge, research, holding field days, demonstration of new technologies and exposure tours | No of extension officer recruited<br><br>No. of motorbikes<br><br>No of field days held<br><br>No of exposure tours<br><br>Change of farming technologies | Increased agriculutural productivity, | 48M | 30M | 32M | 34M | 36M | Department of Agriculture, KARI |

COUNTY ASSEMBLIES FORUM (CAF)
P. O. Box 73552 - 00200,
NAIROBI, KENYA

| | | | | | | | | | | |
|---|---|---|---|---|---|---|---|---|---|---|
| | | | used | | | | | | | |
| | To support 150,000 households with farm inputs / implements in the entire county | To increase agricultural productivity and availability of farm inputs | Number of beneficiaries accessing farm inputs (tools, seeds, fertilizers, pesticides) | Improved food security | 1B | 1B | 500M | 500M | 300M | Department of agriculture TRP, FAO. UNDP |
| | Promotion of 1000 greenhouse technology, multi storey gardens and kitchen gardens in institutions and suitable farming sites county wide | To diversify crop production and food sources | Number of structures in place;<br><br>Acreage under production | Improved nutrition and food security | 250M | 250M | 200M | 150M | 100M | Department of agriculture<br><br>All institutions<br><br>AMIRAN |
| Support provision of agricultural credit | To Introduce a revolving fund for agricultural use for 10,000 families in every sub counties. | To provide seed capital to small scale farmers for improved agricultural production | Number of beneficiaries accessing revolving fund | Improved food security | 700M | 100M | 100M | 100M | 100M | Department of agriculture |
| Establishment of farmer training centre in every sub county | Formation of farmers training centres | To equip farmers with new farming technologies and innovations | Number of established centres Number of technologies adopted | Improved adoption of modern technologies and innovations | 130M | 130M | 130M- | 130M- | 130M - | Department of agriculture KARI |
| Land use and resource conservation | Soil and water conservation (riverbank protection agroforestry, tree nursery) per sub county | To promote sustainable land use practices and conservation of soil and water | Number of structures constructed;<br><br>Number of Km protected river banks. | Improved sustainable land use practices | 700M | 700M | 700M | 700M | 700M | Department of agriculture |

COUNTY ASSEMBLIES FORUM (CAF)
P. O. Box 73552 - 00200,
NAIROBI, KENYA

| | | | | | | | | | | |
|---|---|---|---|---|---|---|---|---|---|---|
| Establishment of a mechanization unit at the county headquarter with decentralized to the sub counties in subsequent years. | Enhanced agricultural Mechanization (tractors (5), chisel plough (5), dozer (2), Lo-loader (1), ridge (1), Trailer (5) in Turkana County Lodwar | To ensure efficiency and effective agricultural productivity | Number of machines bought; Number of institution established | Improved agricultural mechanization | 50M | 25M | 25M | 20M - | 15M - | Department of agriculture |
| | Capacity development project | To equip staff and farmers with knowledge and skills in modern technology | Number of training done; Number of skilled personnel | Improved operational maintenance and enhanced sustainability | 8M | 8M | 8M | 8M | 8M | Department of Agriculture, Water and Irrigation |

COUNTY ASSEMBLIES FORUM (CAF)
P. O. Box 73552 - 00200,
NAIROBI, KENYA

| Programme | Project Name and Location | Project Objective | Indicators | Outcomes | Cost (Millions) | | | | | Implementers |
|---|---|---|---|---|---|---|---|---|---|---|
| | | | | | 2013/14 | 2014/15 | 2015/16 | 2016/17 | 2017/18 | |
| Irrigation | Establishment of new irrigation schemes in identified and surveyed site at each sub county. | To achieve good nutrition for optimum health of all residents in Turkana County. Kenyans. | % of Household that are food secure*;<br><br>Number of acreage irrigated in the county | Increased land (acreage) under irrigated agriculture;<br><br>Improved food security and nutrition status | 700M | 700M | 700M | 700M | 700M | Department of Irrigation<br><br>NIB |
| | Expansion of existing irrigation schemes in the entire county | To achieve increased income for individual households | Number of increased income from farmers Number of acreage irrigated in the county | Increased land (acreage) under irrigated agriculture | 500M | 500M | 500M | 500M | 500M | Department of Irrigation<br><br>NIB |
| | Piloting of mechanised irrigation systems(at identified and surveyed sites in every sub county e.g. pivot irrigation. | To achieve increased income for individual households | % of farmers who have adopted new technologies | Increased land (acreage) under irrigated agriculture | 300M | 300M | 300M | 300M | 300M | Department of Irrigation<br><br>NIB |
| | Capacity development project | To efficiently and effectively use water for crop production | Number of training done<br><br>Number of skilled personnel | Improved operational maintenance and enhanced sustainability | 10M | 10M | 10M | 10M | 10M | Department of Agriculture, Water and Irrigation |

COUNTY ASSEMBLIES FORUM (CAF)
P. O. Box 73552 - 00200,
NAIROBI, KENYA

## Table 35-2: Water Services

| Programme Water | Project Name and Location | Project Objective | Indicators | Outcomes | Cost (Millions | | | | | Implementers |
|---|---|---|---|---|---|---|---|---|---|---|
| | | | | | 2014 | 2015 | 2016 | 2017 | 2018 | |
| Provision of safe, equitable and adequate water supply for institutional, livestock, agricultural, commercial, afforestation, and domestic purposes | Groundwater harvesting (Drilling & Equipping of boreholes/ shallow wells/ piping systems in water stressed settlements) | To increase access to quality and quantity of safe water for institutional, livestock, agricultural, commercial, afforestation and domestic use | Number of people accessing new/improved water sources<br><br>Number of institutions with new/rehabilitated water supply systems | Increased equitable and sustainable use of safe water supply systems | 700 M | 500 M | 400 M | 300 M | 200M 276M | Water Department/Development partners/Contractors |
| | Surface water harvesting structures (Construction of five Water Pans/ rock dam catchment/ sub surface dams per Ward for livestock use along migratory routes | To increase access to water<br><br>To provide water forlivestock | Number of Water Pans /Dams constructed;<br><br>Number of livestock water supplies systems established. | Sufficient water supply | 700 M | 400 M | 100 M | 100 M | 100M | Water Department/Development partners/Contractors |

COUNTY ASSEMBLIES FORUM (CAF)
P. O. Box 73552 - 00200,
NAIROBI, KENYA

| | | | | | | | | | | |
|---|---|---|---|---|---|---|---|---|---|---|
| | Capacity building of WUAs and WSP through out the county | Training of Water Service Providers(WSP) and Water Users Association(WUA) on operation, maintenance of water supplies with view of improving their management | Reduction in breakdowns, No. of pumps serviced<br><br>Increase in No. of people accessing water | Skilled WSPs and WUAs<br><br>% of water borne diseases reduced;<br><br>Number of people who have reported reduced infection and diseases in the county. | 10M | 10M | 10M | 10M | 10M | Water Department/Consultants |
| | iv).Rehabilitation &Augmentation of existing water supplies | increase access to safe and Clean Water;<br><br>Minimize Water borne diseases;<br><br>Sustainability enhanced | Improved access to clean and portable water. | | 50M | 50M | 50M | 50M | 50M | |
| | 2.Capacity Building of technical staff county-wise | Training of technical staff on various skills /technologies in order to improve their performance | Number of technical staff trained,<br><br>Reduction in operation and maintenance cost | Skilled and effective technical staff | 5M | 5M | 5M<br>4M | 5M | 5M | Institutions/Consultants/Companies |
| **WARMA/UNESCO GROUND WATER RESOURCES** | | | | | | | | | | |

COUNTY ASSEMBLIES FORUM (CAF)
P. O. Box 73552 - 00200,
NAIROBI, KENYA

| | | | | | | | | | | |
|---|---|---|---|---|---|---|---|---|---|---|
| 1 | Develop and implement Integrated River Basin Flood Management Plans | To build resilience to water related disasters | Integrated River Basin Flood Management Plans for each river basin | Flood Control Structures | 40 | 100 | 200 | 40 | 20 | WRMA, WRUAs, NDMA, PH NGOs |
| 2 | Modernize water resources monitoring networks | To provide reliable data on water resources necessary for county planning | Monitoring stations generating data daily, monthly. | Improved water resources information | 20 | 20 | 10 | 6 | 3 | WRMA,WRUAs<br>WSP NGOs |
| 3 | Catchment conservation | Increase water availability | Water storage structures | Enhanced water storage | 50 | 200 | 200 | 200 | 40 | KFS,NEMA,WRMA NGOs UNESCO JICA |
| 4 | Build capacity and Support Water Resources Users Associations' | To improve household income through use of water resources | Improved livelihood | Diversified income generating activities | 10 | 40 | 50 | 80 | 100 | WRMA, WRUAs, NDMA, PH KFS,NEMA NGOs JICA |
| 5 | Carryout Water Abstraction Surveys per water sources (river Turkwel, Kerio, the five major aquifers) and | To enhance equitable allocation of water sources | Water Allocation Plans | Ensuring residual flow for each water body | 300 | 300 | 300 | 200 | 100 | WRMA, WRUAs, NGOs<br>UNESCO JICA |

COUNTY ASSEMBLIES FORUM (CAF)
P. O. Box 73552 - 00200,
NAIROBI, KENYA

| | | | | | | | | | | |
|---|---|---|---|---|---|---|---|---|---|---|
| | develop Water Allocation Plans | | | | | | | | | |
| 6 | Water Quality Mapping | Classify water according to quality | Water quality map | Each water body assigned the use (eg livestock ,domestic, Irrigation) | 200 | 100 | 60 | 20 | 5 | WRMA, WRUAs, NGOs JICA |
| Establishment, rehabilitation and expansion of Water Piping and Distribution System in all urban centres | Specific centres to be identified. | Improve coverage and access | No. of households accessing piped water | A community using clean and safe water for home use | 350 M | 350 M | 350 M | 350 M | 350M | WRMA, county government,partners and donors. |

COUNTY ASSEMBLIES FORUM (CAF)
P. O. Box 73552 - 00200,
NAIROBI, KENYA

## 7.2HEALTH SERVICES AND SANITATION

The county health strategic plan has been prepared in a backdrop of the Kenya Vision 2030, Kenya Health Sector Strategic Plan, and the MTP II and in line with the Millennium Development Goals. The theme of the plan emphasizes progress towards attainment of tangible investment in all the world health organization investment areas (health pillars) in Turkana County.In particular, this plan describes the most critical bottlenecks affecting health service delivery and suggests cost-effective solutions to address them. While addressing priority bottlenecks simultaneously will contribute to the most rapid progress in health system efficiency and health outcomes, addressing any of the priority bottlenecks achieve measurable results.

The Plan also articulates medium term policies and objectives which are further translated into short term strategies, programmes and projects included in the Medium Term Expenditure Framework (MTEF). The latter is part of the financial reforms to strengthen financial discipline, accountability and efficient and effective delivery of services to the people.

### 7.2.1

**Vision:**
A healthy and productive County

**Mission:**

To deliberately build progressive, responsive and sustainable technologically driven, evidence-based and client-centered health system for accelerated attainment of highest standard of health to all Turkana residents.

### 7.2.2. County Response to Sector Vision and Mission

The County Ministry of Health strategic plan focuses on six health sector strategic objectives which include; Elimination of Communicable conditions, Reversing the burden of non-communicable diseases, Reducing burden of violence and injuries, Provision of essential health services, Reduction of exposures to health risks factors and Streghthening collaboration with health related sections.The strategic objectives are aimed at ensuring that all the people of Turkana County irrespective of gender, age, residence or ability to pay; will have equitable access to affordable, quality, essential and personalized health services; offered by competent

COUNTY ASSEMBLIES FORUM (CAF)
P. O. Box 73552 - 00200,
NAIROBI KENYA

health professionals. They should have information that empowers them to make informed choices about matters affecting them and their families and well-being.Below is a table showing departments in the health sector

**Table 36: Departments in the Sector**

| Divisions | Departments |
|---|---|
| Clinical Services | Medical and surgical care, Dental care, Emergency services, rehabilitative services, ambulance services, Diagnostic services,. |
| Health promotion and Disease prevention | Health promotion,HIV/STIs,Malaria control,disease surveillance and response,Neglected tropical diseases,preventive ophthalmic services,TB and leprosy |
| Policy ,Planning,Monitoring and Evaluation | Health information management, planning, policy development, monitoring and evaluation, quality assurance, Research. |
| Public Health and Sanitation | Community health strategy,,Food safety and quality control,Water safety,Hygiene and sanitation,Pollution control and housing,Occupational health and safety,Vector and vermin control,Frontier health services,School health, |
| Family Health | Expanded programme on immunization,Maternal newborn and child health,Reproductive health,Nutrition services |

### 7.2.4. Sub Sector Priorities, Constrains and Strategies

| Priorities | Constraints/Issues/Challenges | Strategies |
|---|---|---|
| Increase the immunization coverage for the under one year old | • Skilled staff shortage<br>• Absent health infrastructure<br>• Low funding of integrated outreaches | • Hire, train and remunerate skilled personnel<br>• Procure solar fridges/cold chain chain<br>• Funding Integrated outreaches |
| Reduce malnutrition coverage among pregnant and lactating mothers and the under 5 years | • Skilled staff shortages<br>• Insufficient commodities<br>• Lack of sector wide approach to malnutrition | • Train/hire skilled staff<br>• Improve coordination<br>• Procure and manage health products and commodities |

COUNTY ASSEMBLIES FORUM (CAF)
P. O. Box 73552 - 00200,
NAIROBI, KENYA

| Priorities | Constraints/Issues/Challenges | Strategies |
|---|---|---|
| Scale up of percentage of deliveries by skilled personnel | • Inadequate Skilled staff and equipment | • Trainings<br>• Equip existing blood bank<br>• Equip operating theatre |
| Increase facilities that offer Basic Obstetric Emergency and neonatal care and Comprehensive Obstetric | • Inadequate Skilled staff and equipment<br>• Inadequate infrastructure and equipment | • Increase community involvement and ownership through community sensitization<br>• Scale up HIV testing and counselling (HTC)<br>• Scale up EMTC<br>• Scale up HART<br>• Trainings |
| Reduce new HIV transmission rates and prevalence | • Low male circumcision levels<br>• Stigma | • community sensitization |
| Promote hygiene and sanitation | • Cultural practices | • Community sensitization |
| Reduce vector borne diseases | • Low supply of commodities<br>• Low funding | • Supply Insecticide treated nets<br>• Indoor residual spraying<br>• Procure commodities and drugs supply<br>• Trainings<br>• Surveillance (community malaria control scouts)<br>• Improved Health information system (HIS) |
| Reduce burden of violence and injuries | • No sector wide approach<br>• Lack of surgical equipment<br>• Cultural practices | • Initiate sector wide approach<br>• Improved infrastructure<br>• Increase community awareness Train/ hire staff |
| Capacity building for improvrd health | • Lack of funds<br>• Staff shortage | • Provide funds<br>• Hire and recruit health personnel |
| Infrastructure | • Lack of funding | • Provide funds |
| Disaster preparedness and response | • No sector wide approach<br>• Shortage of equipment and commodity<br>• Lack of funds | • Initiate sector wide approach and involvement<br>• Procure equipment and commodity<br>• Provide adequate funding |
| Mental health | • Lack of funds<br>• Lack of skilled staff | • Provide funds<br>• Hire and recruit health personnel |
| Improved supply and management of health product, commodities and supplies | • Poor infrastructure e.g. road network<br>• Lack of funding<br>• Inadequate storage facilities<br>• Inadequate staff<br>• Inadequate laboratory supplies | • Sector wide involvement approach<br>• Provide adequate storage facilities<br>• Recruit more health personnel<br>• Provide adequate laboratory supplies and equipment<br>• Provide funding |
| Reduce Non Communicable diseases (NCD's) and lifestyle diseases | • Lack of funding<br>• Inadequate community sensitization<br>• Inadequate staff | • Provide funds<br>• Sanitize community<br>• Recruit more health personnel |

COUNTY ASSEMBLIES FORUM (CAF)
P. O. Box 73552 - 00200,
NAIROBI, KENYA

| Priorities | Constraints/Issues/Challenges | Strategies |
|---|---|---|
| Improved referral system | • Poor infrastructure<br>• Inadequate ambulance system<br>• Lack of funding | • Improve infrastructure<br>• Sector wide approach and involvement<br>• Provide adequate funding<br>• Establish a functional referral system |

COUNTY ASSEMBLIES FORUM (CAF)
P. O. Box 73552 - 00200,
NAIROBI, KENYA

### 7.2.5. Projects and Programmes

**Table 37: Health Services and Sanitation**

**Table 37-1: Flagship Projects**

| Project | Project Objective | Indicator | Outcomes | Cost | | | | | Lead Implementer |
|---|---|---|---|---|---|---|---|---|---|
| | | | | 2014 | 2015 | 2016 | 2017 | 2018 | |
| County Referral Hospital | Upgrade Lodwar Referral Hospital to level 5 facility | Lodwar Hospital meets referral standards | Enhanced access to expanded quality and affordable health care | 190M | 200M | 200M | 200M | | County Government and partners |
| Establishment of a Turkana County Medical Supplies Unit (TUCOMSU) | Ensure adequate stocking and distribution of essential medical supplies | County Medical Supplies Unit established | Adequate stocking and availability of Medical supplies in the County | 60m | 30m | 30m | 30m | | County Government and partners |
| Investment in the development of critical mass of Medical and Nutrition specialists | Develop a critical pool of specialists in Medical and Nutrition | Number of Specialists in Medical and Nutrition Specialization | reduced healthworker population ratio: | | 30m | 40m | 50m | | County Government and partners |
| Construct, Expand, Upgrade and Equip current dispensaries in all Wards | Improve access and reduce inter-facility distances in all 30 Wards | Number of Ward held facilities expanded, upgraded | Improved access and health affordability | 300m | 100m | 100m | 100m | | County Government and partners |

COUNTY ASSEMBLIES FORUM (CAF)
P. O. Box 73552 - 00200,
NAIROBI, KENYA

**Table 37-2: Proposed Projects**

| Investment Pillars | Project Name | Project Objective | Indicators | Outcomes | Cost | | | | | Lead Implementers |
|---|---|---|---|---|---|---|---|---|---|---|
| | | | | | 2013/14 | 2014/15 | 2015/16 | 2016/17 | 2017/18 | |
| Service delivery | Scale up of Maternal ,newborn and child health | Reduce maternal and mortality rates | Maternal mortality ratio ANC Coverage Immunization Coverage | Reduced maternal and infant mortality rate | 138M | 141M | 145M | 149M | 153M | County Government and partners |
| | Scale up of High Impact Nutrition Interventions | Promote and improve nutrition status for all to improve quality of life | % children < 5 stunted % of children under six months on exclusive breastfeeding | Reduced Child mortality rate | 86M | 88M | 91M | 93M | 95M | County Government and partners |
| | Strengthening referral Services in the county | Provision of quality and timely referral services at all level of health care | Proportion of health facilities and community with a functional referral mechanism | A functional ambulatory referral system | 43M | 44M | 45M | 47M | 48M | County Government and partners |
| | Strengthening disease surveillance systems in Turkana County | Prevent transmission of communicable disease | % reduction in morbidity,mortality and disability related to disease outbreak | An effective & efficient surveillance and response system | 100M | 100M | 100M | 100M | 100M | County Government and partners |
| | Scale up HIV/AIDS prevention and care in Turkana County | Reduce prevalence of HIV/AIDS | % of the population accessing HIV testing,care and treatment | Reduced HIV transmission rates and HIV/AIDS related death | 69M | 71M | 73M | 74M | 76M | County Government and partners |
| | Improve sanitation and hygiene services in Turkana County | To Increase equitable and sustainable access to improved sanitation and hygiene services | % of villages that are open defecation free % of HH accessing safe water | Reduced prevalenced of water sanitation related diseases | 103M | 106M | 109M | 112M | 114M | County Government and partners |
| | Establish waste management systems in the | Reduce environment pollution and disease transmission | % of institutions with functional waste management systems | Prevention of waste related diseases | 48M | 48M | 48M | 48M | 48M | County Government and partners |

COUNTY ASSEMBLIES FORUM (CAF)
P. O. Box 73552 - 00200,
NAIROBI, KENYA

| Investment Pillars | Project Name | Project Objective | Indicators | Outcomes | Cost | | | | | Lead Implementers |
|---|---|---|---|---|---|---|---|---|---|---|
| | | | | | 2013/14 | 2014/15 | 2015/16 | 2016/17 | 2017/18 | |
| | county | | | | | | | | | |
| | Scale up community Health services | Improve community access to basic health services | % functional community units | Improved community health security | 43M | 44M | 45M | 47M | 48M | |
| | Establish Emergency preparedness and response mechanism | Increase capacity to respond to health and related emergencies | % of health and related emergencies responded to timely | Reduced emergency related deaths and disabilities | 34M | 200M | 200M | 200M | 200M | County Government and partners |
| Health Workforce | Recruitment and retention of health workers | To have a well staffed health system | % staff turnover Health worker;population ratio | Improved quality service delivery | 300M | 500M | 500M | 500M | 500M | County Government and partners |
| | Support countinous professional development of health Workers | To improve health workers technical competencies for quality service delivery | % of health worker who have undergone skills improvinh training | Improved quality service delivery | 50M | 50M | 50M | 50M | 50M | County Government and partners |
| Health Infrastructure | Upgrading and equipping 7 sub county Hospitals | To improve infrastructure for efficient service delivery | Number of facilities per 10,000 population<br><br>Number of wards with health centers<br><br>Number of facilities equipped as per norms<br><br>Number of hospital beds per 10,000 population | Improved access to quality service delivery | 70M | 210M | 210M | 140M | 140M | County Government and partners |
| | Construction and equipping of 30 health centres | | | | 300M | 450M | 450M | 150M | 90M | County Government and partners |
| | Construction and equipping of one blood bank | | | | | 50M | 50M | | | County Government and partners |
| | Purchase of two truck to transport health products | | | | | 10M | 10M | | | County Government and partners |

COUNTY ASSEMBLIES FORUM (CAF)
P. O. Box 73552 - 00200,
NAIROBI, KENYA

| Investment Pillars | Project Name | Project Objective | Indicators | Outcomes | Cost | | | | | Lead Implementers |
|---|---|---|---|---|---|---|---|---|---|---|
| | | | | | 2013/14 | 2014/15 | 2015/16 | 2016/17 | 2017/18 | |
| | Purchase one ambulance per ward(30)- Stationed at the health centres | | | | | 50M | 100M | 100M | 50M | County Government and partners |
| | Purchase of an emergency response chopper | | | | | | 1B | | | County Government and partners |
| Health Products | Procure essential drugs medicines and non pharmaceuticals. | To have an adequate and reliable supply of essential pharmaceuticals and non-pharmaceuticals | Proportion of health facilities recording zero stockout of essential medicines and non-pharmaceuticals | Improved access to quality health service | 431M | 442M | 453M | 465M | 477M | County Government and partners |
| Health Information | Upgrade health information management system. | To enable efficient capture,analysis,storage and dissemination of health information to relevant actors and consumers | Quality of information generated<br>Health information system perfomance | Sound and reliable information for both decision makers and actors | 144M | 147M | 151M | 155M | 159M | County Government and partners |
| Leadership , Governance and coordination | Support a strong leadership, effective management and transparent governance in health sector. | Develop policies,regulations and strategies that promote good leadership and governance in health sector | Number of policy documents and guidelines available<br>Standard Operating Procedures (SoPs) implemented | Improved leadership , accountability,coordination and governance for service delivery | 144M | 147M | 151M | 155M | 159M | County Government and partners |
| Health financing | Establish a strong healthcare financing mechanism | Develop health care financing system to operationalize all programs | Facilities/programs fully operational | Improved and sustainable health service delivery to all | | 100M | 100M | 100M | 100M | County government and partners |

COUNTY ASSEMBLIES FORUM (CAF)
P. O. Box 73552 - 00200,
NAIROBI, KENYA

## 7.3.ENERGY, ENVIRONMENT, AND NATURAL RESOURCES

The sector encompasses six sub-sectors namely Kenya Wildlife Service (KWS), National Environmental Management Authority (NEMA), Kenya Forest Research Institute (KEFRI), Kenya Meterological department (KMD), Kenya Forest Service (KFS) and energy department. The core aim of this sector is to outline vividly the integrated plan to salvage the degrading environment and utilize the same with its natural resources sustainably.

### 7.3.1. Sector vision and mission

**Vision**

To emerge as the best in environmental management, weather forecasting and sustainable utilization of energy and other natural resources

**Mission**

To facilitate accessible and reliable meteorological information and services, conservation of environment and natural resources through sustainable management and utilization of forest, wildlife and renewable energy with supervision and coordination of environmental matters, conducting research and disseminating corresponding findings for stability and socio-economic development.

### 7.3.2. County Response to Sector Vision and Mission

Through intergrated resource management, the ministry intends to bring together all stakeholders in the sector so as to develop strategic partnership for sustainable use of the County's abundant natural resources. Through research and innovation, the sector intends to ensure that latest technology and innovations are used in both the exploration and mining of resources so as to promote green energy and environmental friendly practices.

COUNTY ASSEMBLIES FORUM (CAF)
P. O. Box 73552 - 00200,
NAIROBI, KENYA

### 7.3.3. Role of Key Stakeholders

| | |
|---|---|
| KPLC<br>KENGEN<br>KETRACO<br>REA<br>ERC<br>Energy Tribunal<br>GDA<br>Kenya Pipeline<br>National Oil Corporation | • Power Distribution<br>• Power Generation<br>• Power Transmission<br>• Rural Electrification<br>• Regulation of energy activities<br>• Energy dispute resolution<br>• Geothermal Development<br>• Oil transmission<br>• Oil Exploration and Oil price Stabilization |

### 7.3.4. Sub Sector Priorities, Constrains and Strategies

| N0. | SUBSECTOR | PRIORITIES | CONSTRAINTS/ISSUES/CHALLENGES | STRATEGIES. |
|---|---|---|---|---|
| 1 | Forest | Urban Centers Beautification Programs;Conservation of existing forest; Establishment of tree nurseries;<br><br>Establishment of tree plantations; Management and utilization of *invasive species;* Awareness creation; | Inadequate resources; finances, staffing and equipment;<br><br>Insecurity;<br><br>Unpredictable weather conditions;<br><br>Lack of civil education on environmental issues;<br><br>Lack of sufficient water. | Explore possibilities of utilizing *prosopis* ;<br><br>Value addition;<br><br>Conservation of existing forest;<br><br>Community awareness and public participation. |
| 2 | Kenya Metrological Department | Establish six full-fledged meteorological stations; Facilitatate broadcasting of weather information through local FM radio stations; Establish 100 rainfall stations in the county . | Inadequate resource such as finances and equipment;<br><br>Inadequate staffing;<br><br>Low community awarenes on weather forecast. | Improve capacity of staff;<br><br>To disseminate weather information to a wider population within a short time. |
| 3. | NEMA | Preparation of county environment action plan; | Inadequate staffing capacity;<br>Low funding level;<br>The public has low understanding of NEMA's role. | To form county environment action plan;<br>To equip the |

COUNTY ASSEMBLIES FORUM (CAF)
P. O. Box 73552 - 00200,
NAIROBI, KENYA

| | | | | |
|---|---|---|---|---|
| | | Identification and training of County Environment Committee; Identification and rehabilitation of Sub Counties degraded sites. Establishment of Sub County wet land management Committee | | county with environmental monitoring unit; To convert degraded area into useful purpose; To gather ground information on the state of environment for timely action. |
| 4. | Kenya Wildlife Service | A} Protection and gazettement of unprotected game reserves at Lotikipi and Lake Lokipi<br>B}Establishment of community conservation areas within Sub-Counties<br>C} Provide wild life conservation education and extension services<br>D} Capacity building in wild life conservation and management | i) Insecurity<br>ii) Poaching<br>iii) Human Wildlife conflicts<br>iv) Inadequate resources and equipmets | I} To reduce human wildlife conflict;<br>i}. To improve the local tourism facilities.<br>ii}. Conserve and protect wild life in non protected areas<br>iii} To create public awareness |
| 5. | Renewable Energy Department | A} Solar PV installation in public institutions<br>B} Energy efficiency and conservation program<br>C} Establishment of wind hybrid systems In Turkana | i) Inadequate resources e.g Finances and staffing<br>ii) Lack of public awareness<br>iii) Inadequate technological support | Adopt renewable energy technology for rural electrification.<br>ii} Provide technical know-how |
| 6. | Kenya Forestry Research Institute (KEFRI) | A} Management of invasive species i.e prosopis<br>B}. Research on technologies for conservation of woodlands, | i) Inadequate research equipment<br>ii) Inadequate resources | I} To develop appropriate technology in rehabilitation of degraded areas and manageprosopis<br>II}. To enhance |

COUNTY ASSEMBLIES FORUM (CAF)
P. O. Box 73552 - 00200,
NAIROBI, KENYA

| | | | | |
|---|---|---|---|---|
| | | conservation of biodiversity hotspots, utilization of non wood forest products and agro forestry technologies. | | community capacities in value addition on prosopis products |

COUNTY ASSEMBLIES FORUM (CAF)
P. O. Box 73552 - 00200,
NAIROBI, KENYA

### 7.3.5. Projects and Programmes

### Flagship Projects

| Project | Project Objective | Indicator | Outcomes | Cost | | | | | Lead Implementer |
|---|---|---|---|---|---|---|---|---|---|
| | | | | 2013/2014 | 2014/2015 | 2015/2016 | 2016/2017 | 2017/2018 | |
| Management and utilization of *invasive species* | -Explore technological possibilities of utilizing *prosopis* and value addition. | The area of thinned plantation;<br>-Quantity of charcoal produced;<br>-Quantity of pods processed;<br>-Presence of regenerated under -growth;<br>- availability of grounded pods;<br>-Presence of foodstuff made from prosopis in the market. | -Improved nutrition for both animals and human beings.-Increased space for agricultural activities.<br>- Controlled growth of prosophis | 35M | 35M | 35M | 35M | 35M | County Government |
| Establish and implement "Greening Turkana" Programme to meet the 10% forest cover requirement | Conservation of existing forest | Number of forest associations established. | Increased natural regeneration and forest cover | 70M | 70M | 70M | 70M | 70M | County Government |
| | Establishment of five tree nurseries per ward | a) Number of tree nurseries established.<br>Ha of land reclaimed through tree planting<br>b) Number of management committees formed and trained | a) Availability of seedlings locally; | 45M | 40M | 40M | 40M | 40M | County Government |
| | Establishment of trees plantation | Number of trees planted and survived. | Enhanced forest cover | 50M | 50M | 50M | 50M | 50M | County Government |

COUNTY ASSEMBLIES FORUM (CAF)
P. O. Box 73552 - 00200,
NAIROBI, KENYA

| | | | | | | | | | |
|---|---|---|---|---|---|---|---|---|---|
| | | | | | | | | | |
| Connect Turkana with the national grid andinvest in green energy (wind, solar and geothermal) | Increase connectivity and rural electrification | Number of institutions, households and town centres connected with electricity | Increased use of electricity | 40M | 40M | 40M | 40M | 40M | County Government |
| | Provide green energy | Number of institutions/homes using renewable energy | Increased use of renewable energy | 200M | 220M | 250M | 100M | 70M | County Government |
| Enhance cooperation and partnerships in minerals, oil and gas exploration | Enhance community's capacity to participate and engage with stakeholders | -Number of consultative forums held per year.<br>-Existence of institutional framework for cooperation and partnership through appropriate legislation Noof signed MoUs with the exploration and drilling companies | Increased community awareness and benefits | 10M | 10M | 10M | 10M | 10M | County Government |

COUNTY ASSEMBLIES FORUM (CAF)
P. O. Box 73552 - 00200,
NAIROBI, KENYA

**Other Proposed Projects and Programmes**

**Kenya Forest service (KFS)**

| Project name and location | Project objectives | Indicators | Outcomes | Cost | | | | | Lead Implementer |
|---|---|---|---|---|---|---|---|---|---|
| | | | | 2013/2014 | 2014/2015 | 2015/2016 | 2016/2017 | 2017/2018 | |
| Urban Centers Beautification Programs | To beautify the urban centers | Arboretum; Road side strips of trees/ avenue. | Enhanced County tree cover and beauty; Improved micro-climate; Improved rains | 30M | 30M | 30M | 30M | 30M | KFS |
| Conservation of existing forest | To protect ,rehabilitate and restore the indigenous trees | Number of forest associations. Forest cover | Increased natural regeneration and forest cover | 70M | 70M | 70M | 70M | 70M | |
| Promotion of non wood forest product | Sustainable exploitation of non wood products | Established gum collection centers | To improve the economy of the people and sustainable forest management | 35M | 35M | 35M | 35M | 35M | KFS |
| Gazettement of new forest ( Loima, Kailongkol, and Loriontom) | To enhance the protection of forest | Number of gazetted forests | Improved trees cover | 40M | 40M | 40M | 40M | 40M | KFS |
| Identification of eco system sites and preparation of management plan | To conserve and utilize the bio diversity sites. | The management plan in place | Sound bio diversity conservation and enhanced revenue collections | 60M | 60M | 60M | 60M | 60M | KFS |

COUNTY ASSEMBLIES FORUM (CAF)
P. O. Box 73552 - 00200,
NAIROBI, KENYA

| Project name and location | Project objectives | Indicators | Outcomes | Cost | | | | | Lead Implementer |
|---|---|---|---|---|---|---|---|---|---|
| | | | | 2013/2014 | 2014/2015 | 2015/2016 | 2016/2017 | 2017/2018 | |
| Forest protection | To preserve forest cover | Number of fire put off and forest diseases prevented and controlled Number of cases prosecuted | Sustained forest cover | 60M | 60M | 60M | 60M | 60M | KFS |
| Awareness creations | Involvement of stake holders | No. of training and exhibition | Well informed stakeholders | 36M | 36M | 36M | 36M | 36M | KFS |
| Promotion of Agro Forestry | Maximum utilization of land | Number of demonstration plots | Increase income from farmers | 36M | 36M | 36M | 36M | 36M | KFS |
| Market identification | To improve lively hood | Number of marketing associations | Improved income from forest products | 36M | 36M | 36M | 36M | 36M | KFS |

## Kenya Meteorological Department

| Project Name and Location | Project Objectives | Indicators | Outcomes | Cost | | | | | Lead Implementers |
|---|---|---|---|---|---|---|---|---|---|
| | | | | 2013/2014 | 2014/2015 | 2015/2016 | 2016/2017 | 2017/2018 | |
| Establishing of six fully fledged meteorological stations | To improve weather forecasting. | Number of established weather stations | Accurate and timely presentation of weather data | 40M | 31M | 38M | 45M | - | MET LODWAR |
| Establishment of upper air station and up-grading Lodwar meteorological station as | To facilitate upper air weather observation and for aviation purpose | Improved weather forecasting | Quality weather forecasting | 50M | 50M | 50M | 50M | 50M | MET LODWAR |

COUNTY ASSEMBLIES FORUM (CAF)
P. O. Box 73552 - 00200,
NAIROBI, KENYA

| Project Name and Location | Project Objectives | Indicators | Outcomes | Cost | | | | | Lead Implementers |
|---|---|---|---|---|---|---|---|---|---|
| | | | | 2013/2014 | 2014/2015 | 2015/2016 | 2016/2017 | 2017/2018 | |
| collecting and analysis center | | | | | | | | | |
| 100 Rainfall stations spread all over the county | To gauge the spread of rainfall in the entire county | Number of rainfall stations established | Improved rainfall data collection. | 10M | 3M | 3M | 3M | 3M | MET LODWAR |
| g).Facilitation in broadcasting of weather information through local FM radio stations | To disseminate weather information to a wider population within a short time. | No. of weather forecasting program broadcasted | Improved use of weather data | 6M | 6M | 6M | 6M | 6M | MET LODWAR |

**NEMA**

| Project Name and Location | Project Objectives | Indicators | Outcomes | Cost | | | | | Lead Implementers |
|---|---|---|---|---|---|---|---|---|---|
| | | | | 2013/2014 | 2014/2015 | 2015/2016 | 2016/2017 | 2017/2018 | |
| Preparation of county environment action plan | To form county environment action plan | County Environment Action Plan in place | Existence of tool that safeguards environment | 12M | 12M | 12M | 12M | 12M | NEMA |
| Identification and training of County Environment Committee | To equip the county with environmental monitoring unit | Number of workshops organized. County Environment Committee in place. | Harmonized and integrated approach to environmental matters | 12M | 12M | 12M | 12M | 12M | NEMA |

COUNTY ASSEMBLIES FORUM (CAF)
P. O. Box 73552 - 00200,
NAIROBI, KENYA

| | | | | | | | | | |
|---|---|---|---|---|---|---|---|---|---|
| Identification and rehabilitation of Sub Counties degraded sites. | To convert degraded area into useful purpose | Existence of rehabilitated sites. | Reduced wasted land size | 10M | 10M | 10M | 10M | 10M | NEMA |
| Preparation and dissemination of annual SoE in sub counties | To gather ground information on the state of environment for timely action | Number of SoE reports prepared; Meetings held. | Improved intervention on routine environmental disasters occurrences | 10M | 10M | 10M | 10M | 10M | NEMA |
| Environmental Award Schemes | To encourage good environmental practices | A wards issued to persons , firms and public institutions | Good environment; Increased environment initiatives | 12M | 12M | 12M | 12M | 12M | NEMA |
| Establishment of Sub County wet land management | To protect the wet land from encroachment | Establish the community wet land associations | Number of trees planted Number of public forums held on sensitization | 15M | 15M | 15M | 15M | 15M | NEMA |

## KENYA WILDLIFE SERVICE

| Project Name and Location | Project objectives | Indicator | Outcome | Cost | | | | | Lead Implementer |
|---|---|---|---|---|---|---|---|---|---|
| | | | | 2013/2014 | 2014/2015 | 2015/2016 | 2016/2017 | 2017/2018 | |
| Protection and gazettement of unprotected game reserves at Lotikipi and | To reduce human wildlife conflict; | Number of reported human wildlife conflicts. Number of gazetted game reserves | To conserve biodiversity | 50M | 50M | 50M | 50M | 50M | KWS |

COUNTY ASSEMBLIES FORUM (CAF)
P. O. Box 73552 - 00200,
NAIROBI, KENYA

| Project Name and Location | Project objectives | Indicator | Outcome | Cost | | | | | Lead Implementer |
|---|---|---|---|---|---|---|---|---|---|
| | | | | 2013/2014 | 2014/2015 | 2015/2016 | 2016/2017 | 2017/2018 | |
| Lake Lokipi | | | | | | | | | |
| Establishment of community conservation areas in appropriate sites | Conserve and protect wild life in non protected areas | Number of conservation areas established Number ofpublic forums held tosensitize community. | Economically empowered communities; Reduced human wild conflicts. | 60M | 60M | 60M | 60M | 60M | County Government KWS |
| Provide wild life conservation education and extension services | To create public awareness | Number of meetings and workshops held | Awareness created | 60M | 60M | 60M | 60M | 60M | KWS |
| Conduct and coordinate research activities in the field of wild life conservation and disseminate information | To secure and protect wild life | Number of wild life protected | Reports shared; Awareness created | 40M | 40M | 40M | 40M | 40M | KWS |

## Energy

| Project Name and Location | Project objective | Indicators | Outcomes | Cost | | | | | Lead Implementer |
|---|---|---|---|---|---|---|---|---|---|
| | | | | 2013/2014 | 2014/2015 | 2015/2016 | 2016/2017 | 2017/2018 | |
| Solar PV installation in | To exploit green energy | Number of institutions | More hours of learning; | 40M | 40M | 40M | 40M | 40M | E |

COUNTY ASSEMBLIES FORUM (CAF)
P. O. Box 73552 - 00200,
NAIROBI, KENYA

| Project Name and Location | Project objective | Indicators | Outcomes | Cost | | | | | Lead Implementer |
|---|---|---|---|---|---|---|---|---|---|
| | | | | 2013/2014 | 2014/2015 | 2015/2016 | 2016/2017 | 2017/2018 | |
| public institutions | potentials | with solar | Increased hours of operation in hospitals; Enhanced ICT. | | | | | | |
| Oil and Gas Exploration and Exploitation | To discover commercial oil and gas | Number of oil wells sunk; Quantities of oil and natural gas reserves | Revenues and royalties from oil and gas | Under budget of 2014. Not determinable now | Not determinable | Not determinable | Not determinable | Not determinable | MoE&P |
| Rural electrification | Rural electrification | Number of institutions and town centres connected with electricity | Improved lighting, Establisment of small industries | 40M | 40M | 40M | 40M | 40M | MoE&P |
| Energy efficiency and conservation program | To save energy | Number of energy audits done. Number of energy saving stoves distributed | Carbon emission reduced; Save money; Health improvement. | 10M | 10M | 10M | 10M | 10M | MoE&P, KAM |
| Establishment of wind hybrid systems | Provide electricity in areas not covered by the national grid | Number of institutions/ homes using wind energy | Increased use of renewable energy | 200M | 200M | 200M | 200M | 200M | MoE&P |

COUNTY ASSEMBLIES FORUM (CAF)
P. O. Box 73552 - 00200,
NAIROBI, KENYA

**Kenya Forestry Research Institute (KEFRI)**

| Project Name and Location | Project objectives | Indicators | Outcomes | Cost | | | | | Lead Implementer |
|---|---|---|---|---|---|---|---|---|---|
| | | | | 2013/2014 | 2014/2015 | 2015/2016 | 2016/2017 | 2017/2018 | |
| Research on technologies for conservation of woodlands | To develop technologies for conserving woodlands targeting major indigenous tree species | Number of technologies developed and areas conserved | Degradation of natural woodlands reversed | 50M | 50M | 50M | 50M | 50M | KEFRI |
| Research on Conservation of biodiversity hotspots | Conduct mapping and distribution of major biodiversity hotspots such as wetlands, mist forests, water catchments, e.t.c | Number and type of hotspot conserved | Well managed biodiversity | 30M | 30M | 30M | 30M | 30M | KEFRI |
| Research on Utilization of non-wood forest products and indigenous trees | To conduct mapping, distribution and quantification of major non-wood forest products (Gum Arabic, Aloes, etc); | Number of products mapped and volume of trade | Improved levels and sources of alternative income; | 30M | 30M | 30M | 30M | 30M | KEFRI |

COUNTY ASSEMBLIES FORUM (CAF)
P. O. Box 73552 - 00200,
NAIROBI, KENYA

| Project Name and Location | Project objectives | Indicators | Outcomes | Cost | | | | | Lead Implementer |
|---|---|---|---|---|---|---|---|---|---|
| | | | | 2013/2014 | 2014/2015 | 2015/2016 | 2016/2017 | 2017/2018 | |
| Research in developing agroforestry technologies in all irrigation schemes. | To identify suitable tree species for intercropping. | Number of tree species inter-cropped. | provision of timber, shade and addition of nutrients to the soil | 10M | 10M | 10M | 10M | 10M | KEFRI |

COUNTY ASSEMBLIES FORUM (CAF)
P. O. Box 73552 - 00200,
NAIROBI, KENYA

## 7.4 PUBLIC SERVICE, DECENTRALIZED ADMINISTRATION AND DISASTER MANAGEMENT

This sector presents vision, mission, analysis of challenges and proposed strategies.

### 7.4.1. Sector Vision and Mission

**Vision**

To be a sector of excellence in the promotion of enabling environment where people of Turkana County enjoy quality services

**Mission**

Establish structures that provide conducive and inclusive environment for high productive workforce, convenient workplaces as well as cross sector systems for preparedness, prevention and response to disaster emergencies.

### 7.4.2. County Response to Sector Vision and Mission

While Devolution is concerned with statutory transfer of decision making, finance and management from a sovereign national government to a sub national government, decentralization remains as the process of redistributing or dispersing powers, functions and resources away from the county level to the sub county, ward and village authority.

The Turkana County Public Service Board (TCSPB) plays a critical role in ensuring effective devolution and decentralisation of powers, functions and resources. This is underscored by; affording adequate and equal opportunities for appointment, training and advancement, at all levels of public service of men and women, the members of all ethnic groups and persons with disability. The TCPSB will guarantee active involvement of the people in the process of policy and decision making.

**Departments/Sub- Sectors in the Sector**

1. Public Service
2. Decentralized Administration
3. Disaster Management

COUNTY ASSEMBLIES FORUM (CAF)
P. O. Box 73552 - 00200,
NAIROBI, KENYA

### 7.4.3. Subsector Priorities, Constrains and Strategies

| Sub Sector | Priorities | Constrains/ Issues/ Challenges | Strategies |
|---|---|---|---|
| Public service | Purchase of office computers,furniture<br>Traning on policy formulation ,legislation and engagement with key stake holders<br>HRD | Inadequate office space<br>Inadequate expertise in specialized areas.<br>Procurement procedures long<br>Damages likely due to distance | Transparent procurement process.Source trainers/consultants from known institutions and experts in the specialized fields.<br>Capacity building |
| Decentralization | Formulation of decentralized units policy<br>Formulation and approval of county employment policy<br>Establish county policy data bank | Resistance from stakeholders.<br>Lack of resource experts<br>Expensive to carry out<br>Misconception from other actors. | Create public and private awareness on the importance of policies.<br>Participate public and other interested groups in formulation and approval<br>Establish a county website |
| .<br>(Disaster Management) | Conduct a rapid result initiative<br>Mapping of the county public organization actors and county resource<br>CMDRR (PDRA, Contigency and development Plans).<br><br>Respond to emergency needs of victims of disaster.<br>Opening of closed centres due to insecurity | Inaccurate data collection and interpretation.<br>Logistics and terrain.<br><br>Funds and support<br>Time frame<br><br>Fear of attack<br>Inadequate security<br>Inadequate resources | Explain the objectives of the RRI<br>Train the actors on data and interpretation and insist on quality.<br><br>Establishment of Strategic Grain Reserves in each sub-county.<br>Formation and capacity building of DRR committees.<br>Engage national on their security role |

COUNTY ASSEMBLIES FORUM (CAF)
P. O. Box 73552 - 00200,
NAIROBI, KENYA

### 7.4.4. Projects and Programmes

### Flagship Projects

| Project | Project Objective | Indicator | Outcomes | Cost | | | | | Lead Implementer |
|---|---|---|---|---|---|---|---|---|---|
| | | | | 2013/2014 | 2014/2015 | 2015/2016 | 2016/2017 | 2017/2018 | |
| Establish Turkana County Drought and Disaster Contingency Fund (CDDCF) | . Enhanced capacity to respond | Establish account and allocate funds Operational contingency fund | (Enhanced preparedness, and respond | 100m | 100m | 100m | 100m | 100m | -NDMA<br>-Public Services and Disaster Management |
| Support alternative Dispute Resolution | Reduce the number of disputes | Documentation of number of disputes resolved | Peaceful co-existence | 50m | 50m | 50m | 50m | 50m | Public Services and Disaster Management |
| Develop a comprehensive DRR strategic county policyand sustainable intervention and enhance disaster preparedness and response | Ensure disaster preparedness is institutionalised and operationalized | Strategy and contingency plans t developed and operationalised<br>DRR policy<br>Disaster management information system established | Enhanced Community Resilience | 650m | 650m | 650m | 650m | 650m | County Government<br>NDMA |

### Other Proposed Projects

### Public Service

| Project Name/Location | Project Objective | Indicators | Outcomes | Cost | | | | | Lead Implementers |
|---|---|---|---|---|---|---|---|---|---|
| | | | | 2013/2014 | 2014/2015 | 2015/2016 | 2016/2017 | 2017/2018 | |
| County Personnel Needs | To establish t staff capacities and gaps | Needs Assessment | Optimal staffing levels and | | 4 M | | | 5.0M | Public service and other stakeholders |

COUNTY ASSEMBLIES FORUM (CAF)
P. O. Box 73552 - 00200,
NAIROBI, KENYA

| Project Name/Location | Project Objective | Indicators | Outcomes | Cost | | | | | Lead Implementers |
|---|---|---|---|---|---|---|---|---|---|
| | | | | 2013/2014 | 2014/2015 | 2015/2016 | 2016/2017 | 2017/2018 | |
| Assessment | | report | effective service delivery | | | | | | |
| Set aside County Public Service budget for staffing | To build capacity to offer effective public service | 100Percent of needed staff recruited and placed by 2018 | Effective service delivery | 100M | 100M | 100M | 100M | 100M | Public service and other stakeholders |
| Developing Personnel Scheme of Service | To promote harmonization of personnel scheme of service | Scheme of Service Manual ready by 2014 | Streamlined County Operations | 4M | 3 M | 2M | 2M | 1M | Public service and other stakeholders |
| Developing public information and communication frame work | To empower citizen involvement in decision making | Public Information protocols developed by 2014 | Community participation | 10 M | 8M | 7 M | 5M | 5M | Public Service |
| Mainstream Public Sector Integrity programme | Promote accountability and transparency in the public service | . Ethics and integrity code of conduct. | Accountable and transparent public service | 70 M | 70 M | 70 M | 70M | 70 M | Public Service , Turkana Integrity Stakeholders |

## Decentralized Services

| Project Name/Location | Project Objective | Indicators | Outcomes | Cost | | | | | Lead Implementers |
|---|---|---|---|---|---|---|---|---|---|
| | | | | 2013/2014 | 2014/2015 | 2015/2016 | 2016/2017 | 2017/2018 | |
| Develop a decentralized County Policy | To improve access and service delivery at all decentralized levels | Decentralized policy in place | Improve service access | 5 M | 5 M | 0 | 0 | 0 | Department of Decentralised Service |
| Development of decentralized strategic framework | To enhance efficiency and effectiveness of devolved units | Strategic framework developed | Delivery of quality services to all county citizens | 4 M | 0 | 0 | | 0 | Department of Decentralised Service |

COUNTY ASSEMBLIES FORUM (CAF)
P. O. Box 73552 - 00200,
NAIROBI, KENYA

| | | | | | | | | | |
|---|---|---|---|---|---|---|---|---|---|
| Performance improvement and reforms programme | To improve management of devolved activates | Performance reports | Improved public service delivery | 50 M | | | | | Department of Decentralised Service |
| Capacity building in decentralized units | capacity built for effective service delivery | Trained personel in place. | Improved service delivery | 50 M | 70M | 80M | 40M | 40M | Department of Decentralised Service |

### Disaster Management

| Project Name/Location | Project Objective | Indicators | Outcomes | Cost | | | | | Lead Implementers |
|---|---|---|---|---|---|---|---|---|---|
| | | | | 2013/2014 | 2014/2015 | 2015/2016 | 2016/2017 | 2017/2018 | |
| Turkana Multi Hazard Preparedness and Response Contingency Plan and DRR strategy | To insure that county government has the risk informed preparedness and response plan in place in order to mitigate the loss of lives and property. | Successful consultations with the stakeholders including national and international development partners. | Turkana County DRR and Contingency Plans completed. | 50M | 50M | 50M | 50M | 50M | DM NDMA, DM and Other partners |
| | Build capacity for disaster risk management | Number of agencies and officers trained on CMDRR | Enhanced capacity on DRR | 2 M | 2 M | 2 M | 2 M | 2 M | DM NDMA, and Other partners |
| | Increase understanding of Disaster Risk Management among the community | Number of community DRM workshops | Trigger action ; Communities practicing disaster risk reduction focused activities, reduced negative impact of disasters | 51M | 51M | 51M | 51M | 51M | DM NDMA, DM and Other partners |
| Disaster Management and Disaster Risk Reduction Capacity Building | To Build capacity for disaster risk management through Turkana County DRR Mainstreaming Annual Workshop | Number of agencies and officers trained on CMDRR and Number of community DRM | | 100M | 100M | 100M | 100M | 100M | DM, NDMA, and Other partners |

COUNTY ASSEMBLIES FORUM (CAF)
P. O. Box 73552 - 00200,
NAIROBI, KENYA

| Project Name/Location | Project Objective | Indicators | Outcomes | Cost | | | | | Lead Implementers |
|---|---|---|---|---|---|---|---|---|---|
| | | | | 2013/2014 | 2014/2015 | 2015/2016 | 2016/2017 | 2017/2018 | |
| | To increase understanding of Disaster Risk Management among in the disaster prone areas through community Managed Disaster Risk Management training | workshops Number of community initiated DRR programmes. | | | | | | | |
| Disaster Information Management System for Early Warning Early Action | To establish Disaster Management Monitoring and E valuation Framework to ensure clear monitoring of recurring disasters and to To establish disaster Management Advocacy Framework using media, social networks and other strategic tools | Design, Setup, Operationalize, Monitoring, Review and Evaluation System Number of advocacy events and social network platforms like Ushahidi being established | 1Conflicts/Cattle rustling EWS 1 Drought EWS 1 Floods EWS | 250M | 250M | 250M | 250M | 250M | NDMA, ICT, Public service & DM |
| Construction of Disaster Control rooms | To establish disaster compliant rooms. | 3 Control rooms | Operationalize control rooms | 150M | 12 M | 12 M | 12 M | 12 M | NDMA, ICT, Public Works and Other Partners |
| Rapid Response to Disasters | To establish respond structures for disasters like floods, winds, fire and conflicts | Formulate, coordinate, monitoring and Evaluation | Number of Rescue and Evacuation missions | 350M | 350M | 350M | 350M | 350M | County Steering Group |

COUNTY ASSEMBLIES FORUM (CAF)
P. O. Box 73552 - 00200,
NAIROBI, KENYA

| Project Name/Location | Project Objective | Indicators | Outcomes | Cost | | | | | Lead Implementers |
|---|---|---|---|---|---|---|---|---|---|
| | | | | 2013/2014 | 2014/2015 | 2015/2016 | 2016/2017 | 2017/2018 | |
| Support Regular Assessments of Food , floods, and conflict Security | To establish the level insecurity of disasters and impacts | Formulation assessment coordination structures | Several Number of Assessments | 70 M | 70M | 70 M | 70M | 70M | County Steering Group |

## National Drought Management Authority

| Project Name and Location | Project Objective | Indicators | Outcome /Result | Cost (M) | | | | | Lead Implementers |
|---|---|---|---|---|---|---|---|---|---|
| | | | | 2013/2014 | 2014/2015 | 2015/2016 | 2016/2017 | 2017/2018 | |
| Mainstream Drought Risk Reduction(DRR),Climate Change Adaption(CCA),social Protection & End Drought Emergency(EDE) in planning and budgeting processes | To build the resilience of communities through development planning that is nuanced to drought-prone environments | No. of county plans and budgets that mainstream DRR,CCA,EDE,SP | DRR, CCA/SP/EDE issues integrated in County plans.<br><br>Resources allocated to DRR/CCA/SP/ EDE | 2.0B | 4.952B | 5.405B | 4.776B | 5.243B | County Government, |
| **CROSS CUTTING DISASTER PROJECTS** | | | | | | | | | |
| Establish & operationalize County peace secretariat | To enhance the capacity of County and Community peace structures to respond | Number of County peace secretariats established.<br><br>Number of peace forums held | County peace secretariats established and operationalized.<br><br>Quarterly County & Cross-border peace & | 25 | 30 | 46 | 56 | 60 | Ministry of Interior and Coordination of National Government,<br><br>County steering Committee on peace building ad conflict management(CSCPCM),County Government, Peace Partners, |

COUNTY ASSEMBLIES FORUM (CAF)
P. O. Box 73552 - 00200,
NAIROBI, KENYA

| Project Name and Location | Project Objective | Indicators | Outcome /Result | Cost (M) | | | | | Lead Implementers |
|---|---|---|---|---|---|---|---|---|---|
| | | | | 2013/2014 | 2014/2015 | 2015/2016 | 2016/2017 | 2017/2018 | |
| | effectively | | security forums held | | | | | | NDMA |
| Mainstream conflict sensitive programming (CSP) in development planning | To promote participatory approaches in project planning, implementation & monitoring | Number of sensitisation forums on CSP.<br><br>Number of CSP Compliant plans | County sectors, Officials & Development Actors trained on conflict sensitive planning | 7 | 9 | 10 | 12 | 14 | Ministry of Interior and Coordination of National Government; County steering Committee on peace building ad conflict management(CSCPCM),County Government, Peace Partners, NDMA |
| Support Alternative Dispute Resolution(ADR) framework in the County as enshrined in Constitution of Kenya 2010 | To institutionalise traditional & Other forms of dispute resolution mechanisms | Legal framework established.<br><br>Number of committees established &Capacitated;<br><br>Number of conflicts successfully resolved.<br><br>Number of peace accords documented & disseminated | ADR framework established<br><br>Disputes speedily resolved<br><br>Existing community peace agreements reviewed, documented, disseminated &enforced | 50M | 50M | 50M | 50M | 50M | Ministry of Interior and Coordination of National Government, State Law office, Judiciary,<br><br>County steering Committee on peace building ad conflict management(CSCPCM),County Government, Peace Partners, NDMA |

COUNTY ASSEMBLIES FORUM (CAF)
P. O. Box 73552 - 00200,
NAIROBI, KENYA

## 7.5 TOURISM, TRADE AND INDUSTRIALIZATION

The sector comprises of the following departments; Co-operative Development and Co-operative Audit, Industrialization, Tourism, Weights and Measures, KIBT (Training Development), Business Financing and Internal Trade.

### 7.5.1. Sector Vision and Mission

**Vision:** "To be the most preffered global tourist and investment destination with a socio economically empowered populace arising from a robust mix of wealth generating commercial and industrial enterprises operating in afree, fair and responsible business nenvironment"

**Mission:** "To promote, coordinate and facilitate tourism stakeholders' engagement and development, support the identification, protection and preservation of all tourist and cultural sites and strategically deploy a sustainable global marketing and promotion campaign. To champion the growth, development and financing of sustainale small and medium enterprises (SMEs) and avibrant, value-adding and profitable cooperative societies network. Promoting fair trading practices by use of accurate weighing and measuring equipment and provide high quality progressive business development"

### 7.5.2. County Response to Sector Vision and Mission

- To improve per capital income
- To increase access to affordable credit
- To improve the living standards of the people in the County

### 7.5.3. Role of Sector Stakeholders

**Government (National and County)**

- Legislation
- Formulation of Policies and Regulations
- Financing of Projects and Programmes
- Capacity building (Training and Development)
- Marketing and Promotions

COUNTY ASSEMBLIES FORUM (CAF)
P. O. Box 73552 - 00200,
NAIROBI, KENYA

**Community**

- Identification of priority needs
- Monitoring and evaluation
- Advocacy

**Public Benefit Organizations**

- Financing of programmes and projects
- Marketing and promotions

### 7.5.4. Sub Sector Priorities, Constrains and Strategies

| Sub Sector | Priorities | Constrains/ Issues/ Challenges | Strategies |
|---|---|---|---|
| Cooperatives Development | Establishment of a Cooperative Development Fund (Revolving Fund); Training & Development of the Cooperative Movement;Enhancing Production Capacity of Existing Cooperatives and Reviving Key economic driver cooperatives;Pursue Value Addition Initiatives in Cooperative Societies | Legal/Institutional Framework/Mechanisms to ensure efficiency and effectiveness;Low Literacy levels of the members/High number of membership;Managerial expertise low in cooperatives/More financial resources mandatory;Availability of land/NEMA compliance issues/Storage/Access to markets. | -Seek Advice/help from NGK/Cooperative Bank/Consultants & Experts<br><br>- Regular training programmes/Exposure visits for practical experience.<br><br>- Government to insist on employment of management experts in cooperatives<br><br>- Government lays the requisite basic infrastructure. |
| Trade, Industrialization & Enterprise Development | ✓ Recruitment of Qualified Human Resources<br><br>✓ Disbursement of Credit Financing to 3000 SMEs for socio-economic empowerment.<br><br>✓ Establishing modern physical market infrastructure<br><br>✓ Trade Licensing | - Hiring & Retention of the qualified staff<br><br>-Legal/operating framework/Capital intensive.<br><br>- Right size and location of land for construction/allocation of space to competing needs of businessmen.<br><br>-Legal Framework/Non-Compliance by some traders/Licensing fees to | -Fair compensation and management systems<br><br>-Engage the legal experts/NGK for direction and advice/pursue donor funding.<br><br>- Engaging the end user in the beginning in identification of site and quality of infrastructure.<br><br>- Strategic stakeholder engagement/Engage legal experts. |

COUNTY ASSEMBLIES FORUM (CAF)
P. O. Box 73552 - 00200,
NAIROBI, KENYA

| Sub Sector | Priorities | Constrains/ Issues/ Challenges | Strategies |
|---|---|---|---|
| | | levy/Pressure from business community/Litigation. | |
| | ✓ Business Development & Training Services | - Relatively lower Literacy levels of the beneficiaries/High number of traders. | - Regular training and advisory services with more practical experiences to reinforce. |
| | ✓ Construction and equipping of an International Business & Conference Centre | -NEMA compliance requirements/right size and location of site/land/capital intensive. | -Multi-agency approach/engagement to establishment of the project. |
| | ✓ Establishment of Turkana Grain Millers | -NEMA compliance requirements/right size and location of site/land/capital intensive/Community of interests. | -Multi-agency approach/engagement to establishment of the project. Public-Private Partnerships. |
| | ✓ Establishment of Turkana Water Bottling Plant | -NEMA compliance requirements/right size and location of site/land/capital intensive/Community of interests. | -Multi-agency approach/engagement to establishment of the project. Public-Private Partnerships. |
| Weights & Measures Department | ✓ Construction of Weights & Measures Offices, Workshop & Purchase of Standards & Equipment | -Right size and location of land/Specialized knowledge necessary to determine size and form. | - Engaging the services of Weights and Measures professionals from NGK/Collaboration with relevant ministries. |
| | ✓ Training of Weights & Measures professionals (Legal Metrology Officers). | -Entry requirements high and specific/trainees will need allowances/training will take time. | -Identification of qualified and suitable candidates/Trainees to be dispatched to training immediately to afford them time to return for county service earlier. |
| | ✓ Recruitment of Qualified Weights & Measures Professionals. | - Very few trained Weights & Measures officials in the country. | -County government to lobby NGK for secondment of officers. |
| | ✓ Inspection and Verification of weighing and | -There may not be officers available to offer these crucial services in the short run/Non-compliance by traders/consumer rights violated. | -County government to lobby NGK for secondment of officers. |

COUNTY ASSEMBLIES FORUM (CAF)
P. O. Box 73552 - 00200,
NAIROBI, KENYA

| Sub Sector | Priorities | Constrains/ Issues/ Challenges | Strategies |
|---|---|---|---|
| | measuring equipment, trade descriptions to guarantee fair trading practices and consumer protection across the county. | | |
| Tourism Department | ✓ Construction of Eco-Tourist Hotels.<br><br>✓ Public Education & Awareness Campaigns on Tourism, Tourism Attractions & their management.<br><br>✓ Rapid Tourism Resource Inventory, Mapping & Zoning.<br><br>✓ Development of Tourism & Cultural Products & Services.<br><br>✓ Multi-Media Marketing & Promotion Campaigns.<br><br>✓ Stakeholder Capacity Building (Customer Care, Conservation & Management)<br><br>✓ Recruitment of Qualified Human Resources.<br><br>✓ Construction of Turkana Tourism & Cultural Centre | -NEMA Compliance issues/Community of interests/Right size and location of land/capital intensive.<br><br>- Initial resistance from public/Lack of support/Request for pay or allowances.<br><br>-Takes time and covers whole county/Capital intensive/community of interests.<br><br>--Takes time and covers whole county/Capital intensive/community of interests.<br><br>-Capital intensive/require constant application.<br><br>-A continuous process/capital intensive.<br><br>-Retention of qualified staff.<br><br>-NEMA compliance requirements/right size and location of site/land/capital intensive/community of interests. | -Multi-agency engagement/ Open communication.<br><br>-Progressive and sustained programme.<br><br>-Constant communication with host community/Seek collaboration with partner agencies – KWS/NGK<br><br>-Constant communication with host community/Seek collaboration with partner agencies – KWS/NGK<br><br>-Multi-agency approach and management – NGK/KTB etc.<br><br>-Multi-agency approach and management – NGK/KTF/KUC/Private Sector.<br><br>-Fair compensation and staff management systems.<br><br>-Multi-agency approach/engagement. |

COUNTY ASSEMBLIES FORUM (CAF)
P. O. Box 73552 - 00200,
NAIROBI, KENYA

### 7.5.6. Projects and Programmes

## Flagship Projects

| Project | Project Objective | Indicator | Outcomes | Cost | | | | | Lead Implementer |
|---|---|---|---|---|---|---|---|---|---|
| | | | | 2013/2014 | 2014/2015 | 2015/2016 | 2016/2017 | 2017/2018 | |
| Home of Mankind Safaris within the county and the national calendar | Increase tourism activities | Number of tourist | Increase in revenue base for the county | 100 | 100 | 100 | 100 | 100 | County government |
| PPPs engagement to: **B**uild eco-tourist hotels; Increase network connectivity in Turkana;Establish factories for fish, milk, meat, leather, horticulture and cement. | -Employment creation<br>-Increase in revenue collection<br>-Increase tourism activities | -Number of industries established<br>-Number of youth employed<br>-Increase in tourism activities | -Increase in revenue<br>-Employment opportunities | 100 | 300 | 300 | 200 | 200 | County government |
| Establish linkages and networks to market and promote Turkana county | Market the county to attract investors | -Coverage in terms of marketing<br>-Means used to market/media | More investors interested | 50 | 50 | 50 | 50 | | County government |
| Establish international Turkana Filming and photographic project(Turkwood) | To promote the shooting and development of movies and big screen cinema of spectacular turkana sites and scenary | No. of Movies and Films shot from Turkana | Increase in the number of films and movies produced | 80M | 20M | 20M | 20M | 20M | County Government |

## CO-OPERATIVES DEVELOPMENT

| Project Name and Location | Project Objective | Indicators | Outcomes | Cost | | | | | Lead Implementors |
|---|---|---|---|---|---|---|---|---|---|
| | | | | 2013/14 | 2014/15 | 2015/16 | 2016/17 | 2017/18 | |
| Establishment of Coperative Development Fund(Revolving) | To enhance operational capacity;<br>Increase access to affordable credit. | No. of active Co-operatives;<br>Number of co-operative | Increased access to credit facilities; | 100M | 50M | 30M | 20M | 10M | County Government |

COUNTY ASSEMBLIES FORUM (CAF)
P. O. Box 73552 - 00200,
NAIROBI, KENYA

| | | | | | | | | | |
|---|---|---|---|---|---|---|---|---|---|
| | | members benefitting | | | | | | | |
| Training and development of Coperative Movement | To increase public awareness about the value and benefits of Co-operatives<br>To increase efficiency and effectiveness in Co-operative performance | Number of cooperatives trained | Increased performance of cooperatives | 20M | 20M | 20M | 20M | 20M | County Government |
| Cooperative Marketing Information Centers in all Sub Counties | To avail Co-operative Marketing information,Promote bulking of Co-operative products | Number of operational market information centres | Increased access to market information. | 20M | 20M | 20M | 20M | 20M | County Government |
| Book Keeping Centres | To improve accountability | Number of book keeping centers | Increased efficiency | 10M | 10M | 15M | 5M | 5M | County Government |
| Revival of dormant Cooperative Societies | Increase operating capacity of the informal sector | Number of dormant cooperative societies revived | Revamped business activities | 50M | 80M | 50M | 30M | 15M | County Government |
| Exchange visits &programmes | To widen experiences, skills and knowledge | Number of exchange visits | Increased republication of successes | 5M | 5M | 5M | 5M | 5M | County Government |

## TRADE, INDUSTRIALIZATION & ENTERPRISE DEVELOPMENT

| Project Name and Location | Project Objective | Indicators | Outcomes | Cost | | | | | Lead Implementers |
|---|---|---|---|---|---|---|---|---|---|
| | | | | 2013/14 | 2014/15 | 2015/16 | 2016/17 | 2017/18 | |
| Initiation of Microfinance Credits | Affordable credit to SMEs | No of traders accessing credit | Improved living standards | 100M | 100M | 100M | 100M | 100M | County Government |

COUNTY ASSEMBLIES FORUM (CAF)
P. O. Box 73552 - 00200,
NAIROBI, KENYA

| Project Name and Location | Project Objective | Indicators | Outcomes | Cost | | | | | Lead Implementers |
|---|---|---|---|---|---|---|---|---|---|
| | | | | 2013/14 | 2014/15 | 2015/16 | 2016/17 | 2017/18 | |
| Capacity Development | To increase the capacity of SMEs in business skills | Percentage of SMEs trained | Improved business management | 10M | 10M | 10M | 10M | 10M | County Government |
| SME revolving fund | To spur business development and expansion among SMEs | No. of successful SMEs accessing the revolving fund | Increased development and expansion of robust SMEs | 600M | 600M | 600M | 600M | 600M | County Government |
| Trade Fairs & Exhibitions | To market, exhibit Turkana County products and services | Number of trade fairs and exhibitions | Increased revenue | 50M | 50M | 50M | 50M | 50M | County Government |
| Establish physical infrastructure for modern market 7 sub counties | To improve access to modern market facilities | No. of new modern market facilities established | Improved local sales | 60M | 60M | 60M | 30M | 20M | County Government |
| International Business & Conference Centre | To spur knowledge and skills and develop linkages that strengthen local, regional and international business acumen | Operational International Business & Conference Centre | Increased business conferences and official functions | 400M | 500M | 400M | 100M | 100M | County Government |
| Establishment of Aloevera Soap processing plant | To improve income generation | Number of people dependent on Aloe Vera | Increased revenue | 50M | 50M | 50M | 50M | 50M | County Government |
| Turkana Grain Millers (Katilu) | To enhance value addition | A functional grain miller | Increased income for grain farmers | 100M | 200M | 100M | 50M | 50M | County Government |
| Turkana Cement Factory (Kapua and Napusimoru) | To spur economic growth and development | Operational Turkana Cement Factory | Increased socio-economic status of the people. | 500M | 400M | 300M | 200M | 200M | County Government |

COUNTY ASSEMBLIES FORUM (CAF)
P. O. Box 73552 - 00200,
NAIROBI, KENYA

| Project Name and Location | Project Objective | Indicators | Outcomes | Cost | | | | | Lead Implementers |
|---|---|---|---|---|---|---|---|---|---|
| | | | | 2013/14 | 2014/15 | 2015/16 | 2016/17 | 2017/18 | |
| Strengthen Basket and Weaving industry | To enhance development of informal sector | The no. of people earning a living from the industry | Increased job opportunities | | 10M | 10M | 10M | 10M | County Government |
| Water Bottling Plant (Eliye Springs, Lotikipii) | To spur economic growth and industrial development | Functional water bottling plant | Enhanced socio economic development | 100M | 100M | 50M | 30M | 30M | County Government |
| Milk Processing Plant (Kakuma) | To spur economic growth and industrial development | Commissioning of the plant | Increased job opportunities | 200M | 200M | 150M | 100M | 100M | County Government |
| Revival of Turkana fish processing plant | To spur economic growth and industrial development | Operational fish processing plant | Impove living standards | 100M | 100M | 100M | 100M | 100M | County Government |

## TOURISM DEPARTMENT

| Project Name and Location | Project Objective | Indicators | Outcomes | Cost | | | | | Lead Implementers |
|---|---|---|---|---|---|---|---|---|---|
| | | | | 2013/14 | 2014/15 | 2015/16 | 2016/17 | 2017/18 | |
| Tourism Investment Forums | To attract tourist investors in the county | No of tourist investments | Enhanced socio economic activities | 50M | 50M | 50M | 50M | 50M | County Government |
| Tourist Coordination Office | To co-ordinate and market tourism | An established tourist co-ordinating office | Enhanced tourism management. | 10M | 10M | 10M | 10M | 10M | County Government |
| Tourism & Cultural Centre(Lodwar) | To provide a central hub for tourist and cultural information | Operational tourism and cultural centre. | More tourism and cultural talent tapped | 300M | 200M | 100M | | | County Government |

COUNTY ASSEMBLIES FORUM (CAF)
P. O. Box 73552 - 00200,
NAIROBI, KENYA

| Project Name and Location | Project Objective | Indicators | Outcomes | Cost | | | | | Lead Implementers |
|---|---|---|---|---|---|---|---|---|---|
| | | | | 2013/14 | 2014/15 | 2015/16 | 2016/17 | 2017/18 | |
| Construction of Eco-tourist hotels in strategic sites. | To provide world class accommodation to tourists. | Number of eco-tourist hotels built | Enhanced tourism and hotel industry | 100M | 300M | 300M | 200M | 200M | County Government |
| Public Education and Awareness Campaign on tourism management. | To integrate communities into the conservation and management of tourist. | % increase in public awareness of tourism activities. | Increase in community involvement in tourism activities | 10M | 10M | 10M | 10M | 10M | County Government |
| Rapid Resource inventory, mapping and zoning | To identify, conserve and protect all tourist and cultural sites. | Number of zoned and mapped tourism sites. | Enhanced proper management of tourism. | 20M | 20M | 10M | 5M | 5M | County Government |
| Multi-Media Marketing & Promotion Campaign. | To market and promote Turkana tourism and cultural attractions | Number of promotional campaigns. | Improved tourism. | 100M | 200M | 200M | 200M | 200M | County Government |
| Stakeholder Capacity Building | To train and empower tourism stakeholders. | Number of tourism stakeholders trained | Increased revenue for government | 10M | 10M | 10M | 10M | 10M | County Government |
| Development of Tourist Attraction sites | To develop and further improve existing tourist attraction sites | Number of sites developed | Enhance tourism investments | 10M | 10M | 10M | 10M | 10M | County Government |
| Development of an Integrated Tourism & Cultural Master Plan | To provide policy guidelines | Published Master Plan | Strenghten tourism and cultural coordination | 2M | 5M | | | | County Government |

COUNTY ASSEMBLIES FORUM (CAF)
P. O. Box 73552 - 00200,
NAIROBI, KENYA

## WEIGHTS AND MEASURES DEPARTMENT

| Project Name and Location | Project Objective | Indicators | Outcomes | Cost | | | | | Lead Implementers |
|---|---|---|---|---|---|---|---|---|---|
| | | | | 2013/14 | 2014/15 | 2015/16 | 2016/17 | 2017/18 | |
| Consumer rights and Protection | To counter increase of under weights | Increase in No. of certified weighing machines | Improved standards of weights and measures | 10M | 10M | 10M | 10M | 10M | County Government |
| Construction of Weights and Measures WorkshopHQ Lodwar | To protect consumers by promoting fair-trading practices | Functional workshop | Less consumer complaints Increase in fair trading practices | 100M | 100M | 50M | | | County Government |
| Construction and maintenance of Weigh bridges in appropriate areas | To facilitate provision of legal metrology services | Number of weigh bridges constructed | Reduction in wear and tear of public roads | 100M | 100M | 100M | 10M | 5M | County Government |
| Training of Weights and Measures Technical Professionals | To enhance technical skills on weights and measures | Number of officers trained | Improved productivity | 5M | 5M | 5M | 5M | 5M | County Government |

COUNTY ASSEMBLIES FORUM (CAF)
P. O. Box 73552 - 00200,
NAIROBI, KENYA

## 7.6 PASTORAL ECONOMY AND FISHERIES

**Livestock in the Turkana Economy**

The livestock sector has the potential to provide adequate supply of all animal products and by-products to meet domestic needs and generate surplus for export. A vibrant livestock industry can play a significant role to reverse the poverty levels and contribute to the county's economic growth.

Lake Turkana has the potential of producing about 30,000 MT of fish annually; the current annual production is about 9,000 MT. The underproduction is due to lack of appropriate fishing equipment, high post harvest losses, poor infrastructure and inaccessibility to good markets. Other than the lake the county has a potential of fish farming along the rivers and artificial fish ponds.

Poultry farming and apiculture are other sources of livelihood in the county and can be upgraded to contribute towards improved household food and nutritional security.

### 7.6.1. Sector Vision and Mission

**VISION**

"To be the lead agent in facilitating efficient and effective delivery of services for a sustainable and prosperous livestock and fisheries sector".

**MISSION**

To facilitate sustainable management and development of livestock and fishery resources for food security and socio-economic development.

### 7.6.2. County Response to Sector Vision and Mission

**LIVESTOCK DEVELOPMENT**

- Increase livestock productivity through provision of widely accessible inputs and services.
- Enhance investment in the livestock sector
- Increase market access of livestock and livestock produce

COUNTY ASSEMBLIES FORUM (CAF)
P. O. Box 73552 - 00200,
NAIROBI, KENYA

- Enhance institutions efficiency and effectiveness in service delivery
- Disease control
- Safeguard human health

**FISHERIES DEPARTMENT**

- Optimize exploitation of Lake Turkana fisheries resources on a sustainable basis
- Protect breeding and nursery grounds in order to conserve resource base and biodiversity
- Promote co-management through strengthening BMUs by providing funding and legislation.
- Improve the Monitoring, control and surveillance (MCS) systems
- Encourage private investment in construction of fish processing and ice making plants so as to add value to the fish and improve marketing
- Encourage recreation fishing through sport fishing.
- Improve the sanitation and hygiene in which fish is handled, processed, stored and distributed.
- Ensure fair trade practices are observed in order to prevent fraud and deception

### 7.6.3. Role of Stakeholders

***Livestock production***

| Name of the NGO/CBO/FBO | Roles |
|---|---|
| World Vision (K) | - Support to bee keeping,<br>-Livestock improvement,<br>-Livestock marketing<br>-Capacity building |
| VSF-B | -Livestock marketing<br>- Support to beekeeping<br>- Support emergency Livestock off-take<br>-support to pasture development<br>- support to water development<br>- Restocking,<br>- Formation and |

COUNTY ASSEMBLIES FORUM (CAF)
P. O. Box 73552 - 00200,
NAIROBI, KENYA

| Name of the NGO/CBO/FBO | Roles |
|---|---|
| | capacity building of Pastoral Field Schools |
| NDMA/UNDP | -Forage development and conservation<br>-Support to CMDRR<br>-support to camel breeding |
| Practical Action | -Livestock marketing,<br>-Water improvement, |
| Catholic Diocese of Lodwar | -Livestock improvement,<br>- pasture development,<br>-capacity building of livestock producers |
| OXFAM | -Livestock improvement,<br>-capacity building of livestock producers,<br>-restocking<br>Capacity building of PFSs |
| IOM | -restocking,<br>- pasture and fodder establishment |
| LWF | - restocking/destocking, -pasture and fodder establishment |
| CLMC | -Lobbying and sourcing market for livestock and livestock products<br>- Constructing and repair of sale yards |
| FAO | -Early warning system for monitoring water situation<br>-pasture and fodder establishment and conservation.<br>-Poultry production<br>-beekeeping<br>-establishment of Pastoral field schools |

### *Veterinary Department*

| NAME | ACTIVITY |
|---|---|
| OXFAM | Sale-yards construction, water provision, livestock off-take, peace and capacity building. |
| Practical Action | Disease surveillance<br>Vaccination<br>Dewormimg<br>Capacity building |
| ALRMP | Construction of sale yards and re-stocking. |
| AMREF | Construction of sale yards ,emergency de-stocking and capacity building |
| AKOSI | Capacity building |

COUNTY ASSEMBLIES FORUM (CAF)
P. O. Box 73552 - 00200,
NAIROBI, KENYA

| NAME | ACTIVITY |
|---|---|
| Diocese of Lodwar | Disease surveillance<br>Vaccination<br>Dewormimg<br>Capacity building |
| World Vision | Disease surveillance<br>Vaccination<br>Dewormimg<br>Capacity building |
| LWF | Disease surveillance<br>Vaccination<br>Dewormimg<br>Capacity building |
| VSF GERMANY | Disease surveillance<br>Vaccination<br>Dewormimg<br>Capacity building |
| VSF BELGIUM | Disease surveillance<br>Vaccination<br>Dewormimg<br>Treatment<br>Capacity building |

### *Fisheries Department*

| STAKEHOLDER | ROLE |
|---|---|
| Community {bmu} | Fisher community mobilization<br>Ensure beach hygiene and sanitation<br>Regulate and control fishing activities<br>Keeps records on number of fishers<br>Identify needs for fisherfolks. |
| Dioceses of Lodwar | Facilitate capacity building<br>Fisheries development through provision of fishing gears and vessels |
| KEMFRI | Conduct research and share information for fisheries management |
| Kenya maritime authority | Regulate and ensure safety of life at sea, security of the vessels<br>Protection of water environment for the socio- economic benefits |
| Non-governmental organizations- Oxfam IOM UNDP WORLD VISION | Facilitate capacity building<br>Provision of fish handling facilities at the beaches.<br>Fisheries development through provision of fishing gears and vessels |
| Kenya wildlife services | protection of designated breeding areas<br>Co-ordinate water accident rescue missions |
| Public health and sanitation | Improve hygiene and sanitation at fish handling areas. |
| Kenya marine police. | Undertake lake patrols to ensure security to fisher community |

COUNTY ASSEMBLIES FORUM (CAF)
P. O. Box 73552 - 00200,
NAIROBI, KENYA

### 7.6.4. Subsector Priorities, Constrains and Strategies

| LIVESTOCK PRODUCTION | | |
|---|---|---|
| **Priorities** | **Constrains/ Issues/ Challenges** | **Strategies** |
| Upgrade of Lomidat Abbatoir | Lack of vibrant, and sustainable internal terminal market for livestock in Turkana county | Upgrading Lomidat Coop Society through injection of cash to create a sustainable,integrated terminal market in the county |
| Establishment of strategic feed reserves in Sub-counties | Lack of preparedness systems during critical periods. | Preposition of feeds and supplementary feeds to be used during livestock critical periods annually in the county to avert mortality of animals. |
| Establishment of holding ground | Insecurity impending the revival of Naroo holding ground in Turkana South. | Identify atleast one holding grounds in the secure area in each sub county.. This will also involve reviving Naroo holding grounds for animals' enroute to terminal markets outside the county. |
| Establishment of livestock multiplication centre | Lack of a reliable centre for livestock breed improvement causing in-breeding depression | identify 1 livestock improvement and breeding centre in one station within the county |
| Range Rehabilitation (Range reseeding) | Inadequate efforts in rehabiliattion of the expansive rangelands to combat the reduced livestock land carrying capacity. | Timely broadcasting of pasture seeds to grazing fields that have little production of pasture and to lands that have pasture seeds destroyed due to recurrent effects of dry episodes. |
| Conduct a comprehensive Livestock census | Lack of livestock population data, and census undertaking is very expesnive undertaking | Use the cheapest possible undertaking to conduct and establish livestock populations to inform future county planning, and development. |
| Establishment of Fodder production growing plots | Lack of locally grown fodder. | Reseeding of grazing land/reserves in appropriate sites. |
| Promote poultry and beekeeping | The potential has not been harnessed | Develop and strengthen poultry and beekeeping in riverine and forest areas |
| **Veterinary Services** | | |
| **Priorities** | **Constraints/ Issues/ Challenges** | **Strategies** |
| Establishment of County Laboratory | Lack of county laboratory, and trained staff to manage the facility. | Construction of the county laboratory facility. |

COUNTY ASSEMBLIES FORUM (CAF)
P. O. Box 73552 - 00200,
NAIROBI, KENYA

| LIVESTOCK PRODUCTION | | |
|---|---|---|
| **Priorities** | **Constrains/ Issues/ Challenges** | **Strategies** |
| Disease Surveillance and management/ treatment | Inadequate presence of disease surveillance and reporting extensionists in the county. | Station trained CBAHWs in the highly livestock populated areas to monitor disease occurences for reporting. This will also be accompanied by collection of blood samples for testing of the notifiable diseases, and other endemic ones for timely response. |
| Vector control | Lack of sufficient livestock health extensionist in the county. | Train more animal health technicians and veterians for deployment to critical areas. |
| Hides and skin and leather development | Lack of reliable market for the purchase of hides and skins in the county. | To attain high quality hides and skins. Promote value chain. To enhance capacity of the pastoraists |
| Establishment of Category B Slaughter houses in Lodwar, and Category C at sub counties | Lack of marketing avenues | Inject cash into the construction of the slaughters. Identify suitable areas for the construction of the slaughters through engagement with the Lands officers and communities. |
| Promote poultry and beekeeping | The potential has not been harnessed | Develop and strengthen poultry and beekeeping in riverine and forest areas |
| **Fisheries** | | |
| Revive TFCS factory | Collapse of TFCS and deviation from primary focus of buying fish<br>. | Awareness creation and membership drive.<br>Resource mobilization. |
| Identification and demarcation of breeding zones | Fishing in gazetted breeding areas in the lake | Demarcation and manning gazetted breeding areas. |
| Formulation of fishing policy framework. | Lack of a plan for managing fish resources locally. | Development of an Integrated fishing policsy. |
| Encourage Fish Farming | Low production of fish<br>Over-dependence on Lake Turkana as a source of fish. | Promotion of fish farming and eating.<br>Introduction of improved and current methods of fish farming. |
| Develop rescue and safety centers | Loss of lives and property. | Training and provision of safety gears to fishermen.<br>Allocation of funds. |
| Develop fish handling facilities | Lack of fish handling facilities | Establishment of fish handling facilities.<br>Capacity building on effective use of these facilities. |

COUNTY ASSEMBLIES FORUM (CAF)
P. O. Box 73552 - 00200,
NAIROBI, KENYA

### 7.6.5. Project and Programmes

**Flagship Projects**

| Project | Project Objective | Indicator | Outcomes | Cost | | | | | Lead Implementer |
|---|---|---|---|---|---|---|---|---|---|
| | | | | 2013/2014 | 2014/2015 | 2015/2016 | 2016/2017 | 2017/2018 | |
| Establish a Disease Free Zone (DFZ) | Decrease disease incidences; facilitate access to markets<br><br>Early detection of diseases. | No. of animals vaccinated.<br><br>No. of visits in each sub-county per year; no. of ND1 and zero reports. | Improved animal health to meet international standards | 10 | 10 | 10 | 10 | 10 | Veterinary Department<br><br>Veterinary Department |
| Develop a Livestock Breed Improvement Project | To increase productivity and output | No. of breeding with superior genes introduced | Improved livestock productivity and output | 5 | 50 | 30 | 20 | 10 | Veterinary Department; KARI |
| Initiate fodder production and pasture reseeding for 10,000 Ha | -To increase livestock output and productivity | -No. of Ha under fodder production<br><br>- Ha of land reseeded | -Increased availability of livestock feeds<br>- Range land condition improved | 200M | 120M | 100M | 80M | 70M | Livestock department<br><br>Livestock department |
| Establish hatcheries to enhance fish and chicken production | To increase fish and chicken productivity<br><br>At least one centre per sub county. | No. of hatcheries (They will also serve as fish farming demonstration and training centres) | Increased availability of fish and chicken products | 30 | 30M | 30M | 30M | 30M | Livestock department/Fisheries Department, KEMFRI |

COUNTY ASSEMBLIES FORUM (CAF)
P. O. Box 73552 - 00200,
NAIROBI, KENYA

**Other Proposed Projects**

| Project | | Project objective | Indicators | Outcomes | Yearly Cost in Millions (Kshs) | | | | | Lead Implementers |
|---|---|---|---|---|---|---|---|---|---|---|
| Name | Location | | | | 2013/2014 | 2014/2015 | 2015/2016 | 2016/2017 | 2017/2018 | |
| Establishment of Livestock sale yards (I per subcounty) | At least one per subcounty | To increase market access for livestock ,<br>To be fattening grounds | No.of sale yards established, No. of cattle crushes, No, of staff recruited | Improved income and livelihood | 30 | 40 | 30 | 20 | 20 | Livestock Department |
| Upgrading of Lomidat abattoir | Lokichogio | To enhance meat market | Tonnes of quality meat processed and sold | Improved household incomes | 20 | 10 | 10 | 0 | 0 | Livestock Department |
| Capacity building of community on ownership and management of livestock sale yards | In the seven sub-counties | To enhance capacity of livestock marketing groups | No.of trainings held | Community capacity enhanced | 6 | 10 | 15 | 20 | 25 | Livestock Department |
| Bee keeping production, Marketing and Processing | countywide | To increase household incomes | Quantity of honey produced | Improved livelihoods | 20 | 20 | 20 | 20 | 20 | Livestock Department<br>KVDA |

COUNTY ASSEMBLIES FORUM (CAF)
P. O. Box 73552 - 00200,
NAIROBI, KENYA

| Project | | Project objective | Indicators | Outcomes | Yearly Cost in Millions (Kshs) | | | | | Lead Implementers |
|---|---|---|---|---|---|---|---|---|---|---|
| Name | Location | | | | 2013/2014 | 2014/2015 | 2015/2016 | 2016/2017 | 2017/2018 | |
| Promote Poultry production among organized groups | In the seven sub-counties | To increase food security and income generation and capacity building | No. of groups engaged in poultry keeping | Food security improved<br><br>Income enhanced | 35M | 35M | 40M | 40M | 40M | Livestock dept |
| Mapping of wet and dry grazing fields | At appropriate areas county wide. | Designate and gazette wet and dry grazing lands | No. of grazing area designated and gazetted | Improved grazing management | 5M | 5M | 5 | 5 | 5 | Livestock department |
| Sensitization on livestock insurance policies and products. | County wards (30) | To reduces livestock losses during disasters e.g drought, insecurity, | No. of Households trained / sensitized. | To safeguard livelihoods. | 12 | 12 | 12 | 12 | 12 | |
| Establish Livestock training centre | Turkana Central | To increase transfer of skills and knowledge | No.of people and trainings and workshops conducted | Extension services improved | 30M | 20M | 15M | 10M | 10M | Livestock dept |
| Standby Emergency livestock off- | In the seven sub-counties | Avert livestock mortality and losses when shocks strike; | No. of livestock purchased;<br><br>No. of HHs | Increased HH resilience to shocks; | 50M | 50M | 50M | 50M | 50M | Livestock dept |

COUNTY ASSEMBLIES FORUM (CAF)
P. O. Box 73552 - 00200,
NAIROBI, KENYA

| Project | | Project objective | Indicators | Outcomes | Yearly Cost in Millions (Kshs) | | | | | Lead Implementers |
|---|---|---|---|---|---|---|---|---|---|---|
| Name | Location | | | | 2013/2014 | 2014/2015 | 2015/2016 | 2016/2017 | 2017/2018 | |
| take | | to increase market access for livestock | benefiting. | Increased HH income | | | | | | |
| Emergency livestock feeds reserves and stores | In the seven sub-counties | To reduce livestock losses during droughts | No. of HHs benefiting<br>No. of feed reserve stores established | Reduced livestock mortality | 90M | 80M | 60M | 60M | 60M | Livestock dept |
| Machinery for range forage harvesting and baling | In every sub county attached to the reserves store. | To increase output and productivity | No.of range forage machinery purchased. | Increased work efficiency. | 40M | 30M | 10M | 10M | 10M | Livestock dept |
| Livestock census | In the seven sub-counties | To improve livestock data bank for planning. | No. of reports compiled | Improved service delivery | | 0 | 70M | 0 | 0 | Livestock dept<br>Planning Unit |
| Staff training and development | In the seven sub-counties. | To enhance technical capacity of the workforce. | No. of staff trained | Improved service delivery | 5M | 5M | 5M | 5M | 5M | Livestock dept |
| Capacity building of | County | To enlighten the | No. of stakeholders | Well informed | 7M | 7M | 7M | 7M | 7M | Livestock |

COUNTY ASSEMBLIES FORUM (CAF)
P. O. Box 73552 - 00200,
NAIROBI, KENYA

| Project | | Project objective | Indicators | Outcomes | Yearly Cost in Millions (Kshs) | | | | | Lead Implementers |
|---|---|---|---|---|---|---|---|---|---|---|
| Name | Location | | | | 2013/2014 | 2014/2015 | 2015/2016 | 2016/2017 | 2017/2018 | |
| stakeholders on livestock legislation and policies. | wards | stakeholders. | reached. | stakeholders | | | | | | department |

**VETERINARY DEPARTMENT**

| Project | | Project objective | Indicators | Outcomes | Yearly Cost in Millions (Kshs) | | | | | Lead Implementers |
|---|---|---|---|---|---|---|---|---|---|---|
| Name | Location | | | | 2013/2014 | 2014/2015 | 2015/2016 | 2016/2017 | 2017/2018 | |
| Disease control and vaccination campaigns | In the seven sub-counties | Decrease disease incidences; | % of animals vaccinated. | Reduced disease outbreaks; reduced animal mortality | 72 | 79 | 87 | 95 | 104 | Veterinary Department |
| Disease surveillance | In the seven sub-counties | Early detection of diseases. | No. of visits in each sub-county per year; no. of ND1 and zero reports. | Early warning of disease outbreak | 6.72 | 7.3 | 8.0 | 8.8 | 9.6 | Veterinary Department |
| Construction of a diagnostic laboratory. | Lodwar | Confirmation of disease causing micro- | A functional lab | Early diagnosisof diseases | | | 50M | 6.5M | 8.0M | Veterinary Department |

COUNTY ASSEMBLIES FORUM (CAF)
P. O. Box 73552 - 00200,
NAIROBI, KENYA

| Project | | Project objective | Indicators | Outcomes | Yearly Cost in Millions (Kshs) | | | | | Lead Implementers |
|---|---|---|---|---|---|---|---|---|---|---|
| Name | Location | | | | 2013/2014 | 2014/2015 | 2015/2016 | 2016/2017 | 2017/2018 | |
| | | organisms | | | | | | | | |
| Construction of Category-B-slaughter houses(7) in each sub-county. | In each of the seven sub-counties | To safeguard human health | No. of Slaughter houses constructed | Improve Meat hygiene | | 60M | 60M | 90M | 10M | Veterinary Department |
| Upgrade slaughter slabs 5 per ward into category-C-slaughter houses.(150 slabs) | In each of the wards | To safeguard human health | No. of slaughter slabs upgraded | Improved meat hygiene | | 10M | 10M | 10M | 2M | Veterinary Department |
| Vector control (Dip constructions in appropriate areas-Five per ward | In the seven sub-counties. | To decrease vector borne diseases. | No. of dips constructed | Improved livestock health and productivity | | 20M | 10M | 10M | 5M | Veterinary Department |
| Establishment of a tannery and leather utilization unit in Northern zone(Makutano) and one in the southern | In the seven sub-counties. | To attain high quality hides and skins; and promote value addition | No. of persons trained in tanning<br><br>Operational tanneries | Improved quality of hides and skins; and value addition is Enhanced. | | | 20M | 20M | 1.5 | Veterinary Department |

COUNTY ASSEMBLIES FORUM (CAF)
P. O. Box 73552 - 00200,
NAIROBI, KENYA

| Project | | Project objective | Indicators | Outcomes | Yearly Cost in Millions (Kshs) | | | | | Lead Implementers |
|---|---|---|---|---|---|---|---|---|---|---|
| Name | Location | | | | 2013/2014 | 2014/2015 | 2015/2016 | 2016/2017 | 2017/2018 | |
| zone(Lokichar) | | | | | | | | | | |
| Veterinary Extension Services | In the seven sub-counties. | To enhance capcity of the pastoralists. | No. of persons trained; Types of practices embraced | Improved livestock productivity | 10.2 | 11.5 | 12.7 | 13.9 | 15.37 | Veterinary Department |
| Livestock branding for identification | In the seven sub-counties. | To facilitate identification of livestock | Number of animals branded. | Livestock traceability enhanced. | 21 | 23 | 25 | 27 | 29 | Veterinary Department |
| Baiting of stray dogs and cats | In the seven sub-counties | Decrease zoonotic diseases | No. of stray and sick dogs/cats baitedand No. of programs | Zoonosis decreased | 7 | 8 | 9 | 10 | 11 | Veterinary Department |

COUNTY ASSEMBLIES FORUM (CAF)
P. O. Box 73552 - 00200,
NAIROBI, KENYA

**FISHERIES DEPARTMENT**

| Project Name | Location | Project objective | Indicators | Outcomes | Yearly Cost in Millions (Kshs) | | | | | Lead Implementer |
|---|---|---|---|---|---|---|---|---|---|---|
| | | | | | 2013/2014 | 2014/2015 | 2015/2016 | 2016/2017 | 2017/2018 | |
| Resource monitoring and surveillance | Along the Lake Turkana(Todonyang, Ileret, Nachukui; Fergusson gulf) | To increase resource surveillance tocurb illegal fishing | %age of target areas covered | Illegal fishing reduced. | 8.0 | 10.0 | 2.0 | 2.5 | 2.5 | Dept of fisheries |
| Strengthening management of BMUs | Along the lake. | To build capacity and finance BMUs in resource co-management. | No. of BMUs supported. No. of members trained in resource management | Enhanced community involvement in resource management. | 2.5 | 3.0 | 3.5 | 3.5 | 2.5 | BMUs and Fisheries department |
| Improved fish production. | Turkana Central and North Sub-Counties | Enhance sustainable fish production and marketing. | % increase in fish production. | Increased income per household;. | 25.0 | 25.0 | 25.0 | 30.0 | 35.0 | Fisheries dept, BMUs |
| Enhance fish preservation and storage including rehabilitation | Kalokol, Loarengak, Kerio and Nachukui | Enhance fish quality and value addition | Functional preservation and storage facilities at every fishing bay | Reduced post harvest losses. Increase fish market aveneus | 50.0 | 80.0 | 1200.0 | 80.0 | 60.0 | Fisheries dept, Public health |
| Fishing Extension Support Services and service delivery. | Turkana North and Central Sub-counties | To increase the departmental data and revenue collection capacity. | No of newly recruited personnel; No. of trained personnel | Improved and readily available services. | 12 | 17 | 10.5 | 10.75 | 12.25 | County government and Fisheries department |
| Fish transportation facilities | Kalokol, Loarengak, Kerio and Nachukui | To minimise losses during transportation; | No of refrigerated trucks and | Hygienic fish handling; | 12.0 | 25M | 20M | 10M | 10M | Fisheries dept Transport dept Public health |

COUNTY ASSEMBLIES FORUM (CAF)
P. O. Box 73552 - 00200,
NAIROBI, KENYA

| Project Name | Location | Project objective | Indicators | Outcomes | Yearly Cost in Millions (Kshs) | | | | | Lead Implementer |
|---|---|---|---|---|---|---|---|---|---|---|
| | | | | | 2013/2014 | 2014/2015 | 2015/2016 | 2016/2017 | 2017/2018 | |
| along LakeTurkana | | | dried fish trucks provided; | losses avoided. | | | | | | |
| Designate and develop fish processing facilities | Kalokol, Loareng'ak and Lodwar | To curb environmental pollution in towns and residential areas. | No of fish processing areas designated No of ice plant in Lodwar | Environment conserved Improved income due to preserved fish Value addition in fish | 10M | 10M | 10M | 10M | 10M | Fisheries department Public health lands |
| Promote Fish farming | County wide | To increase fisheries resource base | No. of fish ponds in active status | Alternative source of livelihood | 5.0 | 1B | 1B | 1B | 500M | Fisheries Department |
| Establishment of well equipped rescue centres including CMDRR | Kalokol,Eliye Springs and Loarengak | To standards and safety measures for fishing folk. | No of operational rescue centers | Reliable rescue mechanisms and resilience | 17 | 10 | 7 | 2 | 2 | Fisheries dept Kenya maritime authority |
| Development of Fishing policy framework for Turkana | Countywide | To come up with an integrated fishing policy and plan | Policy and Master Fishing Plan in place | sustainable use of fish resources. | | 5.0M | 2.0M | - | - | Fisheries dept, |
| Research on potential of fisheries resource in Turkana | County wide | To quantify yields to enhance resource management and sustainable utilization | Research findings integrated in policies | Policy oriented evidence for informed decision making | | 5.0M | 2.0M | 2.0M | - | Fisheries dept KEMFRI. |
| Fisherman | County wide | To increase | Proportion | Easy access | 5.0 | 10.0 | 10M | 5M | 5M | Fisheries dept |

COUNTY ASSEMBLIES FORUM (CAF)
P. O. Box 73552 - 00200,
NAIROBI, KENYA

| Project Name | Location | Project objective | Indicators | Outcomes | Yearly Cost in Millions (Kshs) | | | | | Lead Implementer |
|---|---|---|---|---|---|---|---|---|---|---|
| | | | | | 2013/2014 | 2014/2015 | 2015/2016 | 2016/2017 | 2017/2018 | |
| Loan/ Credit Scheme | | access to financial services | of fisher folk accessing credit facilities. | to credit | | | | | | Co-operative BMU |
| Establish fishing gears manufacturing factory | Kerio and Nachukui NB If possible each area to specialize in the production of gears. | To ensure easy access to quality and affordable fishing gears and equipments. | No of cottage industries established | Readily available appropriate gear; reduced gears procurement expenses | 25M | 25M | 10M | 10M | - | Industrialization dept; fisheries dept |
| Establish a marketing coordination system | | To establish links with effective marketing system. | No of marketing links established | Reliable access to markets | 8M | 8M | 8M | 8M | 8M | |

COUNTY ASSEMBLIES FORUM (CAF)
P. O. Box 73552 - 00200,
NAIROBI, KENYA

## 7.7. TRANSPORT AND INFRASTRUCTURE

The transport, roads, housing and public works sector is charged with the responsibility of planning, designing, construction, maintenance and management of government assets in the field of built environment and infrastructure development. Assets in the built environment include government housing and offices, hospitals, learning institutions, prisons, courts and markets. Assets in infrastructure development include roads, storm-water and sewerage works, airports, footbridges and jetties. The goal of this sector is to ensure that projects that are funded with taxpayers' money or otherwise benefit the entire community. This includes making sure construction projects are necessary and sustainable, built on time and provide leadership and policy direction in the construction sector.

### 7.7.1. Vision and Mission

**Vision**

To realize adequate and accessible quality infrastructure, government housing and buildings and other public works for the county.

**Mission**

To facilitate provision, construction and maintenance of quality infrastructure, government buildings & housing and other public works for sustainable socio-economic development.

### 7.7.2. County Response to Sector Vision and Mission

- To facilitate adequate provision of cost effective infrastructure, government buildings & housing and other public works

- To develop and maintain infrastructural, building and housing facilities and other public works for effective and efficient government operations and general public service

- To develop and maintain technical and quality capacity and audit for infrastructure, housing, buildings and other public works in the public sector

COUNTY ASSEMBLIES FORUM (CAF)
P. O. Box 73552 - 00200,
NAIROBI, KENYA

### 7.7.3. Role of Stakeholders

| Stakeholder | Role |
|---|---|
| KURA | Maintainance of National Roads and Highways |
| KERRA | Maintanance of Urban roads |
| Ministry | Policy and Legilaltions |

### 7.7.4. Sub sector priorities, Constrains and Strategies

| s/no | Sub-sector | Priorities | Constrain/Issues/Challenges | Strategies |
|---|---|---|---|---|
| 1. | **Roads** | • Designing and documentation<br>• Urban roads network with storm water drains, pavement, pedestrian and sidewalks<br>• Installing urban street and high mast lighting<br>• Traffic control devices in urban roads<br>• Clearance<br>• Grading<br>• Gravelling<br>• Drifting<br>• Construction of bridges<br>• Maintenance and repair (equipment for supervision) | • Insufficient funding<br>• Inadequate human resource<br>• Insecurity<br>• Inadequate equipment for maintenance and supervisory<br>• Poorly equipped workshops | • Source for funding<br>• Liaise with government agencies like Kenya Rural Roads Authority -(KURA) to do roads design and documentation<br>• Employ more staff to meet the expectation<br>• Purchasing more roads maintenances equipment<br>• Liaise with the Security chiefs to provide security when need arise |
| 2. | **Transport** | • Construction of airport in Lodwar<br>• Upgrading and maintenance of existing airstrips<br>• Purchase of transport and security boats<br>• Construction of jetties landing<br>• Establish county public transport service | • Insufficient funding<br>• Encroachment of the public land<br>• Poor roads condition and network | • Liaise with line ministries to get land for the projects<br>• Engage the local community in the project plans<br>• Source for funding |
| 3. | **Housing** | • Plan, design and construct government houses<br>• Repair and maintenance of existing | • Insufficient funding<br>• High cost building materials | • Liaise with line ministries to get land for the projects<br>• Source funds |

COUNTY ASSEMBLIES FORUM (CAF)
P. O. Box 73552 - 00200,
NAIROBI, KENYA

| | | | | |
|---|---|---|---|---|
| | | government houses<br>• Establishment and operationalization of the Appropriate Building Technology Centers<br>• Low-cost building materials initiative and housing technology center | | |
| 4. | **PublicWorks** | • Establishment of County and Sub-County offices<br>• Designing, documentation and supervision of new projects and government buildings<br>• Plan, design and develop solid waste and main trunk sewer lines and treatment plant<br>• Construction of rural foot bridges<br>• Establishment of fire fighting stations<br>• Install lightening arresters in prone areas<br>• Temporary land fill for effluent waste<br>• Establishment of materials research center and library | • Insufficient funding<br>• Inadequate human resource<br>• Inadequate infrastructure and machinery<br>• Lack of construction regulations and standards<br>• Non-existence of the County spartial plan to guide in the location of amenities and other facilities | • Liaise with line ministries to get land for the projects<br>• Invest in the capital procurement of machinery<br>• Put in place regulations and guidelines to plan and streamline county land use<br>• Source for funds |

COUNTY ASSEMBLIES FORUM (CAF)
P. O. Box 73552 - 00200,
NAIROBI, KENYA

### 7.7.5. Project and Programmes

| Project Name and Location | Objectives | Indicators | Outcomes | Cost | | | | | Implementers |
|---|---|---|---|---|---|---|---|---|---|
| | | | | 2013/14 | 2014/15 | 2015/16 | 2016/17 | 2017/18 | |
| **Public Works** | | | | | | | | | |
| Construction of foot bridges at identified sites within the county as per the sector plan | Provide access between rural villages separated by marshy land and rivers | Number of completed foot bridges | Increased accessibility between rural villages separated by marshy land and rivers | 700M | 700M | 700M | 700M | 700M | Public Works |
| Construction of jetties landings at identified sites along the lake | Increase safety in the lake; facilitate economic, social and cultural activity | Number of Jetties constructed | Enhanced sustainable exploitation of the lake's potential. | 200M | 50M | 50M | 50M | 50M | Public Works |
| Establish construction materials research Centre ,Laboratory and Library in all sub county headquarters | Enforce use of standardized, cost effective and quality materials | Number of studies carried out; Number of established facility | Cost effectivenessin construction industry | 70M | 210M | 70M | 35M | 7M | Public Works |
| Establish and equip firefighting station in sub county headquarters | Disaster preparedness and mitigation | Functioning firefighting facility | Fire disaster free zone | 70M | 140M | 7M | 7M | 7M | Public Works |
| Install lightening arresters in prone areas | Disaster preparedness and mitigation | Number of installed arrestors | Safe building facilities | 3.5M | 3.5M | 3.5M | 3.5M | 3.5M | Public Works |
| Plan design and develop a Sewerage treatment plant in all sub county headquarters | Improved waste disposal and management | Completed plant | Improved sanitation and reduction of diseases outbreak | 35M | 140M | 35M | 7M | 7M | Public Works |
| Plan, design and constructtrunk sewer lines (total of 290km) in sub county headquarters | encourage modernization of sewerage and waste disposal in urban | Completed sewer lines | Improved sanitation and reduction of diseases outbreak | 170M | 700M | 140M | 35M | 35M | Public Works |

COUNTY ASSEMBLIES FORUM (CAF)
P. O. Box 73552 - 00200,
NAIROBI, KENYA

| Project Name and Location | Objectives | Indicators | Outcomes | Cost | | | | | Implementers |
|---|---|---|---|---|---|---|---|---|---|
| | | | | 2013/14 | 2014/15 | 2015/16 | 2016/17 | 2017/18 | |
| | centres | | | | | | | | |
| Set up a solid waste incinerators and recycling plants in sub county headquarters | Manage environment through destruction of hazardous waste | Plants installed | Safe environment | 70M | 140M | 14M | 3.5M | 3.5M | Public Works |
| Land fill for effluent waste in sub county headquarters | Organized waste management and disposal | Identify and develop an appropriate site | Improved sanitation Reduction of diseases outbreak Conserve environment | 70M | 70M | 14M | 3.5M | 3.5M | Public Works |
| **Roads** | | | | | | | | | |
| Plan, Design and construct Urban roads network with storm water drains, pavement, pedestrian sidewalk and traffic control devices (total of 330km) in sub county headquarters | Facilitate easy and safe traffic, Enhance economic activities | Completed roads ,streets and avenues Directed storm water drains, paved roads Side walks | Easy mobility Enhanced economic activities | 800M | 150M | 100M | 100M | 100M | Roads |
| Plan, design and install urban street and high mast lighting in all sub county headquarters | Facilitate easy and safe traffic at night | Completed lit street lights | Easy mobility Enhanced economic activities Enhanced security | 350M | 350M | 350M | 350M | 350M | Roads |
| Kainuk-Lokichar-Lodwar-Kakuma-Nadapal( 403km) tarmac | Improve road network within the County Increase accessibility Improve trade and communication | Well maintained road Easy accessibility to Lake Reduced distance Security is enhanced | Improved road network within the County Increased accessibility Improved trade and communication | 200M | 50M | 50M | 50M | 50M | Roads |

COUNTY ASSEMBLIES FORUM (CAF)
P. O. Box 73552 - 00200,
NAIROBI, KENYA

| Project Name and Location | Objectives | Indicators | Outcomes | Cost | | | | | Implementers |
|---|---|---|---|---|---|---|---|---|---|
| | | | | 2013/14 | 2014/15 | 2015/16 | 2016/17 | 2017/18 | |
| Lodwar-Kalokol D348 tarmac repair (55km ) | Improve road network within the County<br>Increase accessibility<br>Improve trade and communication | Well maintained road<br>Easy accessibility to the Lake<br>Security is enhanced | Fast traffic;<br>Improved trade | 500M | 28M | 0 | 0 | 0 | Roads |
| Clearing, Grading, Gravelling and Drifting of identified roads within the county as per sector plan: Lodwar- Kerio (47.9 Km), Kalotum-Kapua (..km) Lodwar –Nadapal-Turkwel- (40.km) Junction-Eliye SpringsD348 (47.5.km) Lodwar –Kangatosa-Naoros (55km) Kanamkemer-Naotin-Napeikar-Nawoyawoi (38.km) Kerio-Kangirisae (56.2km) Kalokol-Loarengak (101km)Kalokol- Kapua(30Km) Kalokol-NabwelEkorot(20KM) Construction of drifts at Kalotum, Kaapokor,Loworegole,Kapua and Kosiyae-Kapua)<br>Kainuk- Loiyapat- Kaptir ( 60 km)Kalemngorok-Katilu.- Lokichar (37km) Kalemng'orok-Lokwakipi road construction (10KMs)Kakong –Lokwamosing (57km) Lokichar-Kanaodon(30 km)Lobokat-Lochakula(100km)Loturerei-Kanaodon (113km),Lokichar –Lokwamosing (--km) Lotongot- Kainuk (17km) Lokichar-Lokapel (29km) Juluk- Nariomoru (34km) Lorokon-Nakwamoru-Kotaruk (72km) Lokori-Lominyen- akwaan (50km) Lokori-kapedo (110km) Lokori-kamuge- Baragoi (140km) Lokwamosing-Kaakulit (25km Katilia-Paragati (60km) Lomelo- Nadome (35km) Lokori – Lotubae-Katilia-Lomunyen-akwaan (100km) Lokori-Loperot-Kang'akipur | Improved transport and market linkages<br>Improve road network | Number of kilometres graded and gravelled;<br>Number of drifts done. | Improved road network<br>Security is enhance | 4.365B | 798M | 932.668M | 1.341976B | 372.6328M | Roads |

COUNTY ASSEMBLIES FORUM (CAF)
P. O. Box 73552 - 00200,
NAIROBI, KENYA

| Project Name and Location | Objectives | Indicators | Outcomes | Cost | | | | | Implementers |
|---|---|---|---|---|---|---|---|---|---|
| | | | | 2013/14 | 2014/15 | 2015/16 | 2016/17 | 2017/18 | |
| (40kmLopii- Kaaruko(20KM) Lokwii-Kaaruko(22KM)Kaaleng-Kaemosia - Lokamarinyang (108km) Kachoda –Kokuro-Meyan- Kibish(138 km) Lokitaung-Koksilei (39km) Kataboi-Kanikurudio (57km) MlimaTatu-Kakuma (60km) Kaaleng-Kaikor-Kibish(155km) Natoo- Nariokotome(25KM) Kachoda-Riokomor(25KM) Lokitaung-Lowarengak(26KM) Todonyang-Kokiro(30K Kaikor-Lobur-Kachiriangor(50Km) m) Kaikor-Kakelai-Kokiro(50Km) Kaikor-Lorus/Kadingetom (80Km) Gold junction-Kaaleng (130KmKaikor-Lokichoggio (248km) Kibish-Naita (65km) Napak-Lomopus (55km )Kalonokori-Kokuro-Kibish(138km) Lobulono-Kaemosia(55km) Lokamariyang-Soya(60km) Kibish-Kagiratuko(Namanat)(80km) Koyasa-Kalopotikoil (120km) Kadingetom-Koyasa(120km) Napak-Lokilar-NapakEmejen (10km) Kibish- Nakuwa (3km)Kakuma-Letea-Lokipoto –Naturtur (110km) Kalobeyei-Lonyduk-Loreng-Lokipoto (100km) Songot –Lokang'ai (70km) Kakuma-Lopur (100km) Kakuma –Loreng-Nakitongo-(90) Oropoi-Lokichoggio(55km)Lokichogio-Nanam(80km) Lokangae-Kaikor(70km) Nanam-Lokangae (75km) Nanam-Longole (30km) Nadapal – Loukomor(50km) Nanam-Nasinyono- Ejemu Luka (80Km) LorengNalapatui- Oropoi (40)Lokichogio-Iria- Locherakope(Loukomor)(60K Nadapal – Locherakope (40Km) Lokore- Loruth-Nadunga (50Km) Junction-Kaimongor (10Km) unction-Kobuin (20Km) Lolupe-Losajait (18Km) Losajait- Napeililim(20Km) Uki-Oropoi-Nawontos- KomionKalobeyeyi- | | | | | | | | | |

COUNTY ASSEMBLIES FORUM (CAF)
P. O. Box 73552 - 00200,
NAIROBI, KENYA

| Project Name and Location | Objectives | Indicators | Outcomes | Cost | | | | | Implementers |
|---|---|---|---|---|---|---|---|---|---|
| | | | | 2013/14 | 2014/15 | 2015/16 | 2016/17 | 2017/18 | |
| Nalipatui l (25) Kalobeyei-Lodakach-Lokangae (30) Kalobeyei-Losike- Nalapatui (30Km) Oropoi-Nalipatui( Naturtur) (100Km) Kakuma- Locherangierengo (50Km) Kakuma-Lapur-Moruangibuin (30Km) Lopur-Ejemluka (60Km) Lopiding- Napakin-Nadapal (120Km) Napakin-Lomeyan-Naita (180km) Losajait-Kalopetase (20km) Losajait-Naurkori (15km) Junction-Nadwat 3km. Lokore-Ngijawoi(18km) Kaemongor-Nakarengan(22km) | | | | | | | | | |
| Equipment (, 6no.graders, no.3 dozers, vibrator ,no.3 excavators, roller, water bowser, shovel,concrete mixer,10no. tippers,personel, mechanical workshop) | To facilitate construction and other civil works | No. of equipment purchased | Enhanced infrastructure development | 100M | 100M | 100M | 50M | 50M | Roads |
| Redesign Napak road | Improve the steep of the road | Number of road kms redesigned | Increased accessibility Improved trade and communication | 10M | | | | | Roads |
| Construction of Drifts at tultul river, ngasogae, ngikengoi, Esikiriat, nariamakali,mitiran, naburu knonon, morungole,Nalingakua,nangolemaret | Impove mobility and ease movement of people and goods | No. of Drifts Constructed and completed | Enhanced mobility and movement of goods and services | 31M0 | | | | | Roads |
| **Housing** | | | | | | | | | |
| Low-cost building materials initiatives and housing technology in all sub-counties. | To reduce housing construction costs through promotion and use of appropriate building materials and technologies | No. of people trained on ABTs No. of housing units developed using the technology | Reduced construction inputs (time and cost) and improved environment | 35M | 35M | 35M | 35M | 35M | Housing |

COUNTY ASSEMBLIES FORUM (CAF)
P. O. Box 73552 - 00200,
NAIROBI, KENYA

| Project Name and Location | Objectives | Indicators | Outcomes | Cost | | | | | Implementers |
|---|---|---|---|---|---|---|---|---|---|
| | | | | 2013/14 | 2014/15 | 2015/16 | 2016/17 | 2017/18 | |
| **Transport** | | | | | | | | | |
| Purchase Fibre glass boats for use as transport, and security in Lake Turkana | Security Patrols<br>Open the islands for economic activity<br>Fishing and tourism | Number of boats purchased | Improved transport services | 240M | | | | | County Government<br>Kenya Police |
| Mount traffic patrol and checks along main roads in all subcounties. | Increase safety | Number of patrol check points established and sustained | Safe and secure roads | 30M | 35 | 63M | 35 | 35 | Kenya Police |
| Turkana County Public Transport Service | Promote healthy competition in public transport | Reduced public transport cost | Efficient transport service | | 100M | | | | Public Private Partnerships |
| Upgrade, expand and maintain existing airstrips:Lokitaung, Kataboi, Todonyang, Kokuro, Kaikor,Kalokol, Kachoda, Loarengak and Lokamarinyang, Kibish, Lorugum, Kakuma, Lokichar, Lokori, Kibishairstrip,Lockichogio Airport | Increase volumes of flights | | | 340M | 80M | | | | |

COUNTY ASSEMBLIES FORUM (CAF)
P. O. Box 73552 - 00200,
NAIROBI, KENYA

## 7.8 Education, Gender, Human Resource Development, Culture and Social Services

The nomadic lifestyle combined with chronic poverty recurrent droughts, material deprivation, inadequate social safety nets, conflicts, high levels of illiteracy among the adult population and lack of awareness of the value of education among parents, interrupt a child's education. Turkana's education indicators are unacceptably low.

Children in Turkana (6-13 age group) are less likely to access primary education with only 50 percent enrolled (53.2% boys, 46.6.8% girls), compared with the national average 92.5 percent(94.6% boys 90.5% girls). Likewise, only half of pre-school age children in Turkana (4-5 age groups) attend Early Childhood Development and Education (ECDE). The poverty levels in the county very high at 94.9 percentcompared to the country which is at 45.9 percent. The estimated deprived child population in the county is at 76 percent. The availability of WASH facilities in the county is at 43.7 percent compared to the country which is at 54.1 percent. The overall school attendance for the children is at 39 percent which is far much below the country's school attendance of 70.9 percent.

Low access, retention and transition rates in schools are attributed to the limited number of trained teachers, low teacher morale, shortage of adequate instructional and learning materials, scarce technical and financial resources for inclusive education, hence threatening the right to education for the girls, the nomadic children and children with special needs.

### 7.8.1. Sector Vision and Mission

**Vision**

A county with a nationally competitive quality education and training for the county's sustainable development.

**Mission**

To provide, promote and coordinate quality education and empowerment of individuals to become caring, competent and responsible citizen who value education as a life –long process.

### 7.8.2. County Response to Sector Vision and Mission

- To enhance institutional framework for effective and efficient delivery of education services in the county

COUNTY ASSEMBLIES FORUM (CAF)
P. O. Box 73552 - 00200,
NAIROBI KENYA

- To enhance participation in early childhood development and education
- To expand access and enhance equity in primary education
- To expand access and improve quality of secondary education
- To deepen the mainstreaming of cross –cutting issues in education e.g. HIV and AIDS, gender issues in education life skills education.
- To attain an effective inclusion of learners with special needs.
- To reduce the adult illiteracy rate from the current 89.1% to 50%by 2018.
- To enhance a robust county assessment and effective quality assurance programmes
- To integrate information communication technology (ICT) in all educational programmes in the county
- To strengthen education management information system at the county
- To increase the efficiency and effectiveness of the human resource functions.
- To improve the infrastructure in learning institutions in the county
- To come up with initiatives to increase access to basic quality education for the nomadic children in the county
- To identify, develop and nurture talents among the learners in the county.
- To educate learners and community on disaster preparedness and mitigation in learning institutions
- Implement policies/programs, which ensure that compulsory basic education is attained in the county.
- To ensure the school meals program is sustained for enhanced enrolment, retention and nutritional standards among learners.
- Collaborate with other stakeholders in provision of safe and clean water for better hygiene in learning institutions.
- To increase transitional rates by establishing new institutions of learning and expanding the existing ones.

**DEPARTMENTS IN THE SECTOR**

1. Education department
2. Social Services Department
3. Children Services Department

COUNTY ASSEMBLIES FORUM (CAF)
P. O. Box 73552 - 00200,
NAIROBI, KENYA

4. Culture and Arts Department
5. Sports Department
6. Youth Department
7. Human Resource Development Department
8. Gender Department

### 7.8.3. Role of Stakeholders

The role of sector stakeholders is to broadly agree to the sector development plan and to support the implementation of the plan through participatory and transparent processes. Specifically, this sector sees the following roles for sector stakeholders:

1. Community stakeholders – validation and bottom up accountability of the plan and implementation progarmmes.
2. NGO, INGO and Development stakeholders – to implement programmes in line with the plan and to undertake resource mobilization activities to supplement government resources in the county of Turkana.

COUNTY ASSEMBLIES FORUM (CAF)
P. O. Box 73552 - 00200,
NAIROBI, KENYA

### 7.8.4. Sub Sector Priorities, Constraints and Strategies

| Sub Sector | Priorities | Constrains/ Issues/ Challenges | Strategies |
|---|---|---|---|
| EDUCATION | **Polytechnics**<br>Youth Polytechnics; and Home craft centres<br><br>**ECDE**<br>Infrastructure- classrooms, play equipment and materials, wash facilities, instructional materials; Staffing- Teaching and non teaching staff (care givers); Capacity building.<br>**Primary education**<br>Infrastructure- tuition and boarding facilities; WASH facilities; Support co-curricula activites<br><br>**Secondary**<br>Expansion of tuition (Class rooms, Labs, library, ICT) and boarding facilities in existing secondary schools; Establish of new secondary schools; WASH for secondary schools; School lighting Programme.<br>**Tertiary education**<br>A university established in Turkana; Teacher training programme.<br><br>**Scholarships and Bursary**<br>Scholarships- for the key graduate courses; Bursaries- for essential undergraduate courses | High illiteracy; Insecurity; Understaffing in educational institutions and administrative units of education programmes; Unequal opportunities to education due to poverty and cultural barriers; Inadequate WASH programmes in learning institutions; Low facilitation of education programmes due inadequate funding; Low staffing for the education sector. | Revive, refurbish, and operationalize existing 3 youth polytechnic; Upgrade one polytechnic to a County Technical Training Institute; Expand existing Home Craft Centre (St. Claire of Assissi, Kakuma) and establish 3 more Home Craft Centres; Establish and operationalize one Polytechnic in each sub county; Recruitment of instructors.<br><br>Conduct annual education campaigns in the 7 sub counties; Construct at least 5 model ECDE centres per ward; Recruit at least 300 ECDE teachers per annum; WASH facilities for ECDE centres.<br><br>Establish a model boarding primary school in each ward (has tuition and boarding facilities, lighting, WASH, ICT); Establish a primary school in each village/sub location; WASH for school programme; Support to the annual Co-curricula activities in Schools (Primary and Secondary);Cross border schools of excellence (Peace dividends).<br><br>Establish a model secondary school in each sub county; Establish a secondary school in each ward; Tuition infrastructure improvement programme (classrooms, labs, library, ICT, lighting for the all public secondary schools.<br><br>Establish and operationalize one fully fledged University- The Turkana University of Science and Technology; Teacher Training College (ECDE and Primary upto and including the diploma level)<br><br>Establish and resource the Turkana Education Trust Fund and Bursary Scheme or parastatal; Facilitate 2 PhDs and 10 Masters per sub county annually |

COUNTY ASSEMBLIES FORUM (CAF)
P. O. Box 73552 - 00200,
NAIROBI, KENYA

| Sub Sector | Priorities | Constrains/ Issues/ Challenges | Strategies |
|---|---|---|---|
| SOCIAL SERVICES | Social Protection- cash transfers (to the persons with disability, older persons, OVCs); Community mobilization and empowerment programme; Vocational Rehabilitation Centres; Assistive Devices;Grants. | Harmful cultural Practices (HCP) Chronic poverty | Poverty alleviation- cash transfer programme to the vulnerable groups (OVCs, people living with disability, older persons);Community empowerment programme- groups registration, training, and provision of grants- Targeting 50 groups per ward with grants and revolving funds/seed capital; Establish a multi-purpose vocational Rehabilitation centre in each sub county; Women Empowerment Programme |
| HUMAN RESOURCE | Development of the human capital; Scholarships and bursaries. | Insufficient training institutions; Inadequate staff capacity. | Setting up a training institution for continuous learning of government staff; Setting a scholarship and bursary scheme; International Exchange programs. |

COUNTY ASSEMBLIES FORUM (CAF)
P. O. Box 73552 - 00200,
NAIROBI, KENYA

### 7.8.5. Project and Programmes

### Flagship Projects

| Project | Project Objective | Indicator | Outcomes | Cost | | | | | Lead Implementer |
|---|---|---|---|---|---|---|---|---|---|
| | | | | 2013/2014 | 2014/2015 | 2015/2016 | 2016/2017 | 2017/2018 | |
| Accelerated Teacher Training programme – Primary and secondary schools | To improve the teacher establishment in schools | Improved pupil: teacher ratio | Access to quality education | | | | | | |
| Establish The Turkana University of Science and Technology | -Impact knowledge<br>-Increase skills and develop HRM capacity | Number of graduates and courses offered | Improved access to higher education | 600M | 650M | 300M | 150M | 100M | Department of Education |
| Turkana Education Trust Fund and Bursary Scheme | Promote access to higher education and learning | -Number of students accessing bursaries<br>-Reliable Board of Trustees | Improved skills and competencies | 150m | 100m | 100m | 100m | 100m | Department of Education |
| Establish and equip a modern library,archive and ICT centre | Provide well stocked library and information centre | -Well equipped facility in Lodwar to promote literacy<br>-Number of children, men/women using library | Comprehensive library services available to all Turkana residents | - | 500m | 400m | 250m | 100m | Department of culture and Social Services |
| Youth investment-artisan project | Economic empowerment-create market for goods | -Loans or funds to the youth<br>-Number of markets built | Improved livelihoods for the youth | - | 300m | 200m | 180m | 50m | Department of culture and Social Services |
| Infrastructure development for schools | To improve learning in schools | | | | | | | | |
| Constructing a sports stadium of international standards and a youth talent academy | -Sports facilities<br>-Recreation<br>-Generate income<br>-Healthy lifestyles | Number of sports stadia built in Lodwar A talent Academy utilized by the youth | Sportsmen/women economic, health and recreational | - | 870m | 260m | 260m | 260m | Department of Sports |

COUNTY ASSEMBLIES FORUM (CAF)
P. O. Box 73552 - 00200,
NAIROBI, KENYA

## EDUCATION

| Project Name | Project Objective | Indicators | Outcomes | Cost in millions | | | | | Lead Implementer |
|---|---|---|---|---|---|---|---|---|---|
| | | | | 2013/14 | 2014/2015 | 2015/2016 | 2016/2017 | 2017/2018 | |
| education campaigns programme in 7 sub counties | To promote access, retention, and quality education for children in Turkana county | Number of workshop/meetings and public meeting held<br><br>Increased access (Rapid school readiness initiative – RSRI in 70 communities in the county (10 per sub county) | Access, retention and transition of learners in Turkana county enhanced. | - | 60M | 55M | 45M | 45M | County Government<br>UNICEF<br>Catholic Diocese of Lodwar<br>Ministry of Education<br>INGOs |
| Establish 18 mobile schools per sub county and equip 81 existing mobile schools county wide. | To increase access and retention among the hard to reach pastoralist children | Number of new mobile schools established and equipped | Access, retention and transition of learners in Turkana county enhanced<br>Increase literacy rates by 50% | 100M | 80M | 60M | 47.5M | 42.5M | County Government<br>UNICEF<br>Catholic Diocese of Lodwar<br>MOE<br>Aphia Plus *Imarisha* |
| Support in the construction of 1 model primary boarding school in each Wardand equipping of existing 57 boarding schools | To enhance learning friendly environment in schools | Number of low cost boarding schools established and equipping | Access, retention and transition of learners in Turkana county enhanced | 340M | 100M | 90m | 75M | 50M | County Government<br>UNICEF<br>Catholic Diocese of Lodwar<br>MOE<br>Aphia Plus *Imarisha* |
| Support establishment and equipping and operationalization at least 5 ECDE centres in each ward<br><br>Recruit at least 300 ECDE teachers per annum | To increase access and improve quality of in ECD | No.of new ECDE(5 per ward) centers per ward established and equipped | Improved access to quality education by constructing, rehabilitating and expanding existing infrastructure in ECD | 290M | 48m | 45m | 43m | 30m | County Government<br>FBOs<br>CDF<br>Tullow Oil<br>Catholic Diocese of Lodwar<br>MoE |
| | | No. of recruited and | | 120M | 125M | 130M | 135M | 140M | |

COUNTY ASSEMBLIES FORUM (CAF)
P. O. Box 73552 - 00200,
NAIROBI, KENYA

| Project Name | Project Objective | Indicators | Outcomes | Cost in millions | | | | | Lead Implementer |
|---|---|---|---|---|---|---|---|---|---|
| | | | | 2013/14 | 2014/2015 | 2015/2016 | 2016/2017 | 2017/2018 | |
| | | capacity built ECDE teachers. | | | | | | | |
| Expansion of infrastructure in existing Primary and Secondary Schools in Turkana County | Improve child friendly learning environment | Number of streams establish a stream in primary and Secondary schools<br><br>Number of dormitories constructed and operationalized<br><br>Number of ICT labs established | Increased access to quality basic education | 1B | 1B | 1B | 1B | 1B | |
| Coordination of education activities and Development of schedules and tools for M & E. | Monitoring and evaluation in Turkana county strengthened. | Number of M&E tools developed<br>Number of coordination meetings held.<br>Number of stakeholders participating in provision of infrastructure | Monitoring and evaluation in schools strengthened. | 5M | 3M | 3M | 3M | 2.5M | County Government<br>MoE<br>UNICEF |
| Transport for secondary schools | To facilitate education institutions programmes for active participation by learners | Number of buses provided to secondary schools | Improved safety and reliable transportation of school going children | - | 300M | 5M | 5M | 5M | County government<br>CDF<br>BOGs<br>Tullow oil<br>FBOs |
| Human resource development Programme- scholarships, trainings, county skills audit, and training needs assessment | To improve the quality of education provision in the county | Number of human resource needs assessment carried out | A baseline for HR needs for the county | 1M | | 1M | | 1M | County government<br>CDF<br>BoGs<br>Tullow oil<br>FBOs |
| | | Number of capacity building trainings for existing staff and professionals- including in service training for teachers and capacity building of school | Increased skills, efficiency and productivity among government staff | 5M | 5M | 5M | 5M | 5M | |

COUNTY ASSEMBLIES FORUM (CAF)
P. O. Box 73552 - 00200,
NAIROBI, KENYA

| Project Name | Project Objective | Indicators | Outcomes | Cost in millions | | | | | Lead Implementer |
|---|---|---|---|---|---|---|---|---|---|
| | | | | 2013/14 | 2014/2015 | 2015/2016 | 2016/2017 | 2017/2018 | |
| | | management committees | | | | | | | |
| | | Number of scholarships accessed by staff for skills development | Increased skills, competencies and enhanced research | 10M | 10M | 10M | 10M | 10M | |
| Education Management Information System, EMIS | To establish a data base for planning and management of education programmes | Number of capacity building trainings on ICT and software installed for ICT compliance and data management<br><br>Number of staff trained on ICT packages and data management<br><br>ICT centre in Lodwar and other 6 sub counties operationalized | Improved access to information for planning and decision making within the county and beyond | 89M | 80M | 60M | 40M | 25M | County government<br>CDF<br>BOGs<br>Tullow oil<br>FBOs |
| Support programmes for Special Needs Education (SNE)- primary and secondary schools | To enhance access, equity, relevance and quality of education and training for learners with special needs and disabilities in order to realize their full potential | No. of children with special needs to be reached per year through sensitization of communities. | Enhance access and equity to education and training for learners with SNE and disabilities. | 50M | 55M | 60M | 64M | 70M | County Government<br>UNICEF<br>Catholic DOL<br>FBOs<br>CDF<br>CSOs |
| Support co-curricular activities (Music and Drama festival, ball games and Athletics) | Provide a variety of co-curricular activities to benefit many talented | Number of co-curricular activities undertook at zonal, sub county and county levels. | Learners facilitated to harness their potential and | 10M | 18M | 19M | 21M | 13M | MoE<br>County Government<br>Catholic DOL<br>CDF |

COUNTY ASSEMBLIES FORUM (CAF)
P. O. Box 73552 - 00200,
NAIROBI, KENYA

| Project Name | Project Objective | Indicators | Outcomes | Cost in millions | | | | | Lead Implementer |
|---|---|---|---|---|---|---|---|---|---|
| | | | | 2013/14 | 2014/2015 | 2015/2016 | 2016/2017 | 2017/2018 | |
| in the county. | learners. | | develop them into all rounded individuals with requisite skills knowledge, competences, values and attitudes | | | | | | CSOs<br>Department of culture and Sports |
| Support quality assurance and standards in the county | Improve the Quality Assurance coordination and supervision of curriculum delivery in schools | Number of quality assurance and standards reports submitted by sub county QAOs;Number of vehicles purchased | Improved curriculum delivery in schools | 32M | 14M | 14M | 14M | 14M | MOE<br>UNICEF<br>PBOs<br>County Government<br>DFID<br>UWEZO Kenya |
| Girl Mentorship Programme in primary and secondary schools | Improve girls enrolment and transition rates in the county schools | Number of girls mentored and accessing skills for production of Sanitary pads/kits<br><br>Number of girls awarded scholarships to continue with education after dropping out of school | Increased enrolment and completion rates of girls in primary and secondary schools | 80M | 100m | 120m | 140m | 200m | UNICEF<br>MOE<br>DFID<br>TEFA<br>County Government<br>Communities<br>FBOs<br>PBOs<br>CBOs |
| Review, domesticate and disseminate ECD policy guidelines, National Nomadic policy, SNE policy, Gender in Education Policy and customization of the Curriculum | To domesticate the Education Policies and Curriculum | Number of documents ( ECDE policy framework, service standard guidelines & NPE act) reviewed by the end of 2014 | Reviewed policies in the context of Turkana County | 14m | 17m | 19m | 13m | 16m | MOE<br>County Assembly<br>Education stakeholders<br>Communities<br>UNICEF |
| Establishment of educational/learning resource centres in | To promote access to quality educational | No. of educational resource centers established by 2018 | Enhanced access to educational resources | - | 70m | 70m | 70m | 70m | County Government<br>UNICEF;<br>MOE;TLDB |

COUNTY ASSEMBLIES FORUM (CAF)
P. O. Box 73552 - 00200,
NAIROBI, KENYA

| Project Name | Project Objective | Indicators | Outcomes | Cost in millions | | | | | Lead Implementer |
|---|---|---|---|---|---|---|---|---|---|
| | | | | 2013/14 | 2014/2015 | 2015/2016 | 2016/2017 | 2017/2018 | |
| each sub county | information and services | | | | | | | | FBOs; PBOs; CBOs Communities; CDF |
| Establishment of Teacher Training colleges. | To train and build capacity of teachers – ECDE and primary courses | No. of colleges constructed<br>No. of teachers recruited and staff<br>No of ECDE Colleges created<br>No. of teachers recruited and staff | Large pool of teachers to teach primaries.<br>A pool of certified ECDE trainers in the county | - | 700m | 200m | 200m | 100m | Development partners, Donors, Communities, National Government. |
| County School Meals Programme | Enhance enrollment rate, retention and provide nutritional interventions in schools. | Tonnage of foodstuffs accessed by learner<br><br>Number of children dewormed | Improved nutrition and retention of ECDE learners | - | 400m | 600m | 700m | 900m | County Government<br>WFP; Catholic<br>DOL/FBOs/Tullow Oil<br>Communities<br>Ministry of Health.<br>MoWI<br>MoA<br>MoLD<br>MOH<br>UNICEF |
| | Community sensitization on School Meal Programme | Number of sensitized communities on school meal programme | Communities sensitized on the roles in provision and management of SMP | 1 M | 2m | 2.2m | 2.5m | 3M | County Government<br>County Government<br>WFP<br>Catholic<br>DOL/FBOs/Tullow Oil<br>Communities<br>Ministry of Health.<br>UNICEF |
| Support Water, Sanitation & Hygiene in all educational institutional facilities | Enhance provision of safe and clean water services, and promote good hygiene and sanitation practices | Number of School WASH projects established in Primary Schools and ECDE centers<br>Number of trainings on WASH activities and practices for both | Water, sanitation and hygiene improved in schools | 200M | 200M | 200M | 200M | 200M | UNICEF<br>APHIA Plus Imarisha<br>MOE<br>MoWI<br>MOH<br>FBOs<br>CBOs |

COUNTY ASSEMBLIES FORUM (CAF)
P. O. Box 73552 - 00200,
NAIROBI, KENYA

| Project Name | Project Objective | Indicators | Outcomes | Cost in millions | | | | | Lead Implementer |
|---|---|---|---|---|---|---|---|---|---|
| | | | | 2013/14 | 2014/2015 | 2015/2016 | 2016/2017 | 2017/2018 | |
| | | children and parents | | | | | | | Communities County Government |

## HUMAN RESOURCE DEVELOPMENT, CULTURE AND SOCIAL SERVICES

| Project Name | Project Objective | Indicators | Outcomes | Cost | | | | | Lead Implementer |
|---|---|---|---|---|---|---|---|---|---|
| | | | | 2013/2014 | 2014/2015 | 2015/2016 | 2016/2017 | 2017/2018 | |
| Establich children rescue centre in the county | To minimise early marriages on girls<br><br>Mop up street children and give them some education<br><br>To facilitate the development of OVCs | Number of girls rescued from early marriages, assisted and educated through the centre<br><br>No. of street children rescued and rehabilitated<br><br>No .of OVCs in the centre | Girl's rights are enhanced.<br><br>Empowered OVCs and street children | 32 M | 22 M | 15 M | 15 M | 15 M | Department of Culture ans Social Services |
| Establishment of 6 peace building centres and cross border schools of excellence | To enhance cohesiveness among communities and live in peace | No. of centres established | Peace among communites within and outside the county<br><br>Peace dividends realized | | 350M | 350M | 350M | | County government ,Partners Donors,National government |
| Sexual and Gender based violence (SGBV) | To prevent GBV and provide | Effective coordination | Gender equality and | 56M | 14M | 10M | 9M | 8M | -DCS |

COUNTY ASSEMBLIES FORUM (CAF)
P. O. Box 73552 - 00200,
NAIROBI, KENYA

| Project Name | Project Objective | Indicators | Outcomes | Cost | | | | | Lead Implementer |
|---|---|---|---|---|---|---|---|---|---|
| | | | | 2013/2014 | 2014/2015 | 2015/2016 | 2016/2017 | 2017/2018 | |
| Programme | accountable response services to all survivors | between GBV service providers.<br><br>Functional SGBV clinic at LDH providing clinical and- psychosocial services.<br><br>One rescue centre established and functional at Lodwar | strengthened SGBV referral pathways. | | | | | | -UNICEF<br><br>-IRC<br><br>-MOH<br><br>-county govt<br><br>Dept of gender and social services |
| People living with Disability Programme (Multi purpose centre for disability) | To promote the rights of PLWDs and facilitate their active participation in social and political life. | Functional and operational orthopedic workshop at Lodwar District Hospital<br><br>Establish 2 functional vocational and rehabilitation training centers (at Lodwar and Kakuma) and equip the existing at Lokichar – includes supply of corrective devices | -PLWDs with equal access to services | | 500M | 180M | 175M | 170M | |
| Turkana County Social Protection Programme | To provide social protection to | Social protection secretariat | Social safety net for the | 352M | 352M | 302M | 302M | 280M | County Governmen |

COUNTY ASSEMBLIES FORUM (CAF)
P. O. Box 73552 - 00200,
NAIROBI, KENYA

| Project Name | Project Objective | Indicators | Outcomes | Cost | | | | | Lead Implementer |
|---|---|---|---|---|---|---|---|---|---|
| | | | | 2013/2014 | 2014/2015 | 2015/2016 | 2016/2017 | 2017/2018 | |
| | vulnerable 1400 families | established;<br><br>Effective cash transfer and grants mechanism established by governmentt for widows and women and other vulnerable groups. | most vulnerable groups in Turkana county. | | | | | | t<br><br>PBO |
| Child Protection programme | To support street children by facilitating family reunification, responsible parenting and reduce the drivers of family separation such as food insecurity, violence at home and other factors. | Effective case management and counseling Programme for street children<br>Number of cases prosecuted<br>7 No. functional street children and drug rehabilitation centre<br>3 No. remand home established in Lodwar, Kakuma and Lokichar<br><br>functional Child Protection Unit at the Lodwar police station | The push factors that result in children living on the street are addressed and numbers of street children are reduced. | 250M | 240M | 85M | 75M | 70M | County Government<br><br>PBOs |

COUNTY ASSEMBLIES FORUM (CAF)
P. O. Box 73552 - 00200,
NAIROBI, KENYA

| Project Name | Project Objective | Indicators | Outcomes | Cost | | | | | Lead Implementer |
|---|---|---|---|---|---|---|---|---|---|
| | | | | 2013/2014 | 2014/2015 | 2015/2016 | 2016/2017 | 2017/2018 | |
| Museums and community cultural centres initiative | Develop infrastructure and services to promote and enhance Turkana culture. | No of cultural centres set up in 7 sub counties<br><br>A Turkana museum established and operationalized at Lodwar town<br><br>No. of cultural shops for exhibition and revenue generated.<br><br>Museums and cultural centres | Enhanced understanding, appreciation and pride in Turkana culture and history. | 565m | 535M | 520M | 520M<br><br>20M | 520M<br><br>20M | County Government<br><br>National Government |
| The Turkana Council of Elders Initiative | To promote Turkana cultural heritage for county cohesion, positive values and integration | Established and functional Turkana Council of Elders Secretariat- with a secretariat in each sub county<br><br>Number of coordination meetings, peace forums and dialogues held | A Cohesive, united community thriving and priding itself on a rich cultural heritage | 60M | 70M | 80M | 90M | 95M | IOM,UNHCR, IGAD, UNESCO |

COUNTY ASSEMBLIES FORUM (CAF)
P. O. Box 73552 - 00200,
NAIROBI, KENYA

| Project Name | Project Objective | Indicators | Outcomes | Cost | | | | | Lead Implementer |
|---|---|---|---|---|---|---|---|---|---|
| | | | | 2013/2014 | 2014/2015 | 2015/2016 | 2016/2017 | 2017/2018 | |
| The Annual Turkana Cultural Festival and cultural exchange Programme | To promote responsible cultural tourism and promote cultural exchange Programme | Number of cultural festivals held and revenue generated- Tourism, Exhibition and Performance<br>1 No. Talent Academy (with a modern theatre house) established<br>Indigenous Intellectual Property Rights Protected and awareness created<br>Protection of Indigenous Technical Knowledge<br>An equipped and functional community media station | Preservation of Turkana cultural heritage | 250M | 255M | 260M | 270M | 280M | County Government<br><br>PBOs |

COUNTY ASSEMBLIES FORUM (CAF)
P. O. Box 73552 - 00200,
NAIROBI, KENYA

| Project Name | Project Objective | Indicators | Outcomes | Cost | | | | | Lead Implementer |
|---|---|---|---|---|---|---|---|---|---|
| | | | | 2013/2014 | 2014/2015 | 2015/2016 | 2016/2017 | 2017/2018 | |
| Turkana county sites and Monuments Programme | To protect and patent the sites and monuments and the IP rights in Turkana County | Number of streets branded in major towns- in honor of heroes and heroines<br><br>Profiling of Turkana culture<br><br>Build, equip, and operationalize the monuments for heroes and heroines | The Turkana cultural diversity maintained for posterity | 200M | 150M | 100M | 90M | 85M | County Government |
| Licensing and control of drugs and pornography, liquor cinemas, gambling, video shows and hiring | To promote a healthy and responsible society through controlling the sale, use and abuse of alcohol and *miraa*; and preventing the use of illegal drugs such as glue sniffing and marijuana etc. | Liquor licensing board established (including counterparts from police, justice, health, etc).<br>Registry on liquor retail outlets established.<br><br>Enforcement of drug and substance abuse laws, licensing laws and films and publicity and Censorship Acts<br><br>A films and publicity truck | Reduction in drug and substance abuse and improved public entertainment | 40M | 10M | 8M | 6M | 5M | County Government |

COUNTY ASSEMBLIES FORUM (CAF)
P. O. Box 73552 - 00200,
NAIROBI, KENYA

| Project Name | Project Objective | Indicators | Outcomes | Cost | | | | | Lead Implementer |
|---|---|---|---|---|---|---|---|---|---|
| | | | | 2013/2014 | 2014/2015 | 2015/2016 | 2016/2017 | 2017/2018 | |
| Establishment of Technical Training Institutes in 7 sub counties | To promote self-reliance amongst youth through access to a range of vocational opportunities. | 7 No. TTI established and operationalized.<br><br>Number of young people with artisanal skills accessing the job market | The youth empowered with relevant skills for self-reliance | 350M | 200M | 100M | 80M | 50M | County Government |
| Establish and operationalize a county cultural coordination unit-County Culture Board | To improve coordination of cultural programmes | Number of vehicles purchased for facilitation of programmes<br><br>Construction and equipping of a cultural coordination center | Improved coordination and efficiency of cultural service delivery | 10M | 3M | 3M | 2M | 2M | County Government |
| Establishment of recovery and rehabilitation centres for drug and alcohol abusers in the 7 sub counties | To allow drug users recover from addiction | No, of recoverees admitted and discharged | To have a healthy population for economic transformation | | 140m | 140m | 140m | 40m | County government |
| Promotion and development of Sports | | Sports ground at sub county level<br><br>Sports equipment<br>Quarterly County Sports championships | | | 100M | 120M | 150M | 200M | |

COUNTY ASSEMBLIES FORUM (CAF)
P. O. Box 73552 - 00200,
NAIROBI, KENYA

## 7.9. FINANCE AND ECONOMIC PLANNING

**INTRODUCTION**

The sector is responsible for formulation and implementation of economic and financial policies and strategies of the county. Formulation of fiscal policy and macro fiscal policy management, preparation of the County Integrated Development Plan and management of financial resources, management of the county tax policy and effective use of government revenue.

In addition, the coordination of public and private sector activities and facilitation of the private sector for economic development, coordination with international agencies and mobilization of resources ensuring effective use, management and accounting.administrative and monitoring functions in respect of county development priorities.

### 7.9.1. Sector Vision and Mission

**Vision**

To be accountable to the public in providing efficient planning and financial services with the aim of promoting growth, development and prosperity to realize the full potential of Turkana County's economy.

**Mission**

To promote economic development, good governance, social progress and rising living

standards through accountable, economic, efficient, equitable and sustainable management of Turkana County's public finances in order to advance economic growth, broad-based empowerment, progressive realization of humanrights and the elimination of poverty.

### 7.9.2. County response to sector Vision and Mission

The successes of government policies depend to a large extent on the coordination level and the dissemination of information to avoid overlaps and duplication. There is need for coordination of all development activities to be given utmost priority with county forums being strengthened to include all development partners. An efficient and effective public administration is the core to the achievement of national and international strategies leading to improved standards of living.

COUNTY ASSEMBLIES FORUM (CAF)
P. O. Box 73552 - 00200,
NAIROBI KENYA

Through the county government, the sector will promote provision of services and facilities to the communities. This will enable the resource underprivileged areas to be targeted and hence promote local participation in implementation of projects.

The sector will also ensure provision of appropriate techniques and skills to the county staff to ensure that they are able to respond adequately to emerging development needs. To achieve this, the sector will undertake capacity building in key areas such as monitoring and evaluation as well as project management. This will enable the various stakeholders to be able to share best practises and therefore improve on resource utilisation and impact.

There will be need for an appropriate monitoring, evaluation and reporting mechanism to be put in place so as to ensure feedback is received from the implementers. Site visits will be enhanced through capacity building of the committees working closely with the Monitoring and Evaluation Committees.

### 7.9.3. Role of Stakeholders

| Stakeholder | Roles/Responsibilities |
|---|---|
| County Government | Provide funds |
| ADB | Provide funds |
| UNICEF | Provide expertise |
| National Treasury | IFMIS |
| Ministry of Devolution and Planning | Provide expertise |
| County Service Public Board | Recruitment |
| TA | Civic Education |
| CIC | Civic Education |
| IEBC | Civic Education |

### 7.9.4. Subsector priorities, constrains and strategies

| Issues/Problems | Constraints | Development Objectives | Immediate Objectives | Strategies |
|---|---|---|---|---|
| Low capacity in Monitoring and Evaluation (M&E) | Lack of vehicles for monitoring of development projects;<br>-Inadequate skills of M&E among the government | Provision of vehicles to facilitate Monitoring activities;<br>Training of Departmental | To carry out monitoring and evaluation of development projects;<br>To establish county M&E plan/system for efficient management | To increased funding/ budgetary allocation for M&E;<br>Provision of at least one vehicle in the county to Ministry of State for Planning, National |

COUNTY ASSEMBLIES FORUM (CAF)
P. O. Box 73552 - 00200,
NAIROBI, KENYA

| Issues/Problems | Constraints | Development Objectives | Immediate Objectives | Strategies |
|---|---|---|---|---|
| | officials;<br>Inadequate staffing levels at the county; -Poor roads;<br>Insecurity | Heads on M&E and National Integrated Monitoring and Evaluation Systems (NIMES) | of projects. | Development and Vision 2030 (MoSPND&V2030)for monitoring;<br>To increase staffing levels;<br>Capacity building on NIMES. |
| Uncoordinated Development | Development partners not consulting with the development office. | To ensure a coordinated county development. | To set up a system to coordinate and control development within the county. | Create synergies between development actors;<br>Hold stakeholder meetings;<br>Develop a county policy on development. |

COUNTY ASSEMBLIES FORUM (CAF)
P. O. Box 73552 - 00200,
NAIROBI, KENYA

### 7.9.5. Projects and Programmes

**Flagship Projects**

| Project | Project Objective | Indicator | Outcomes | Cost | | | | | Lead Implementer |
|---|---|---|---|---|---|---|---|---|---|
| | | | | 2013/14 | 2014/15 | 2015/16 | 2016/17 | 2017/18 | |
| Citizen Resource Centres | To increase access to information | Number of facilities or centres established | Informed society | 85m | 85m | 85m | 92m | 92m | Planning Unit |
| GIS database and IFMIS | Provide a modern and effective realtime project management system | Data produced | Timely information efficiency and effectiveness in revenue | 20m | 3m | 3m | 3m | 3m | Treasury |

**Other Project and Programmes**

| Project Name and Location | Project Objective | Indicators | Outcome /Result | Cost | | | | | Lead Implementers |
|---|---|---|---|---|---|---|---|---|---|
| | | | | 2013/14 | 2014/15 | 2015/16 | 2016/17 | 2017/18 | |
| Enhance revenue collection | To raise revenue collected | Amount of revenue collected<br>Automation of revenue collection system<br>Serialisation of receipts | Increased revenue collection | 50M | 30M | 20M | 10M | 10M | Finance and Planning |
| Review efficiency in collection of A-I-A, fees and levies | To enhance accountability | Automated collection system | Enhanced accountability and transparency | 14M | 7M | 7M | 7M | 7M | Finance and Planning |
| Strengthen internal audit | To ensure accountability and prudent expenditures | Internal audit reports | Attained Value for money | 14M | 14M | 7M | 7M | 7M | Finance and Planning |
| Rural Digital Villages | To ensure community access to information | No.of established rural ICT centres<br>% of population that can access internet | Increased access to e- services | 60M | 102M | 79M | 67M | 70M | Finance and Planning |

COUNTY ASSEMBLIES FORUM (CAF)
P. O. Box 73552 - 00200,
NAIROBI, KENYA

| Project Name and Location | Project Objective | Indicators | Outcome /Result | Cost | | | | | Lead Implementers |
|---|---|---|---|---|---|---|---|---|---|
| | | | | 2013/14 | 2014/15 | 2015/16 | 2016/17 | 2017/18 | |
| Establish and maintain Asset register | Track existence and value of county fixed & movable assets | County Asset register | Safe custody of county government assets | 7M | 17M | 7M | 7M | 7M | Finance and Planning |
| Operationalize procurement unit | Ensure adherence to procurement regulations | County procurement plan; Clearing and forwarding unit | Timely delivery of goods and services Value for money in terms of quality and cost. | 28M | 28M | 21M | 21M | 21M | Finance and Planning |
| Establish a pension scheme. | Create a sustainable pension scheme | Number of beneficiaries | Ensure social security of retirees | 50M | 105M | 175M | 185M | 195M | Finance and Planning |
| Assurance and Insurance | To mitigate against loss of life, property or incapacitation and risks | Life policy and Insurance policies | Reduced loses | 100M | 100M | 100M | 100M | 100M | Finance and planning |
| Debt management | To reduce debt burden | Level of debt Amount of money saved | Reduced dependency on donors | 50M | 30M | 20M | 10M | 10M | Finance and Planning |
| Capacity on accounting and control measures IFMIS, PFM ( Hardware and software) | To establish an efficient, effective and transparent expenditure control system | Functional control system in place | Prudent Expenditure management | 70M | 70M | 10M | 10M | 10M | County government National Treasury |
| Establish a website | Enhance publicity and information flow on public | Functional Website | Enhanced information dissemination Well informed | 10M | 3M | 2M | 2M | 2M | Finance and Planning |

COUNTY ASSEMBLIES FORUM (CAF)
P. O. Box 73552 - 00200,
NAIROBI, KENYA

| Project Name and Location | Project Objective | Indicators | Outcome /Result | Cost | | | | | Lead Implementers |
|---|---|---|---|---|---|---|---|---|---|
| | | | | 2013/14 | 2014/15 | 2015/16 | 2016/17 | 2017/18 | |
| | finance | | public | | | | | | |
| Training and skills development | To improve service delivery and work methods | No. of trained staff | Accurate and reliable reports | 20M | 25M | 30M | 35M | 35M | Finance and Planning |
| Community participation in planning and budgeting(including social budgeting and project implementation) | To create awareness on planning and budgeting of development project's | Community budget/social planning reports<br>No. of PMC trainings | Improved project implementation | 12M | 12M | 13M. | 15M | 15M | Finance and Planning |
| Increase capacity for planning and budgeting. Creation of economic unit at the county level | To enhance service delivery | Number of statisticians /planners/ research Economists<br>Number of economic policies developed | Enhanced proper planning | 48M | 48M | 48M | 48M | 48M | Finance and Planning |
| Establishment of project coordination, monitoring, evaluation unit | To coordinate, harmonise equitable development ; Monitor and independently evaluate programmes and projects | Quarterly, Half yearly and Annually M and E reports<br>Quarterly and Annual Sectorial and CIDP M&E reports | Efficient and effective implementation of CIDP and programmes | 15M | 17M | 20M | 20M | 24M | Finance and planning, |
| Annual budget county consultative forums | To ensure community participation | Number of consultative forums | Community participation in budgeting | 3.5M | 3.7M | 4.0M | 4.2M | 4.5M | Finance and Planning |

COUNTY ASSEMBLIES FORUM (CAF)
P. O. Box 73552 - 00200,
NAIROBI, KENYA

| Project Name and Location | Project Objective | Indicators | Outcome /Result | Cost | | | | | Lead Implementers |
|---|---|---|---|---|---|---|---|---|---|
| | | | | 2013/14 | 2014/15 | 2015/16 | 2016/17 | 2017/18 | |
| Data and evidence generation and documentation e.g. MICS Multiple Indicator Cluster Survey | To generate evidence for informed policy formulation, planning and budget | Survey reports, Analytical reports. | Informed and equitable policies, plans and budget | 25M | 25M | 25M | 25M | 25M | Finance and Planning |
| Donor sector spatial Scan and Mapping (resource mobilization) | To coordinate and harmonise partner activities | Donor sector mapping report | Equitable development intervention | 4M | 2M | 2M | 2M | 2M | Finance and Planning |
| Strengthen the operational capacity of county planning unit | To provide 8 vehicles for logistical support | Number of 4*4 vehicles | Timely generation of evidence on implementation of projects/programmes | 14M | 14M | 14M | 7M | 7M | Finance and Planning |
| Annual and Mid-term review of CIDP | To evaluate progress on implementation of CIDP<br>To enable for the preparation of memorandum to amend CIDP | Annual and midterm reports<br>Status of progress | Updated CIDP Memorandum | 15M | 25M | 25M | 25M | 25M | Finance and Planning |
| Creation of Sub Counties and Ward Development Committees | To provide a local mechanism of devolved units to plan and manage their development activities | No. of ward and sub-counties quarterly and annual reports | For rapid and effective development Empowered communities | 60M | 60M | 60M | 60M | 60M | Finance and Planning |

COUNTY ASSEMBLIES FORUM (CAF)
P. O. Box 73552 - 00200,
NAIROBI, KENYA

| Project Name and Location | Project Objective | Indicators | Outcome /Result | Cost | | | | | Lead Implementers |
|---|---|---|---|---|---|---|---|---|---|
| | | | | 2013/14 | 2014/15 | 2015/16 | 2016/17 | 2017/18 | |
| | | | | | | | | | |
| Establishment of a GIS based database system | To provide for a modern effective and real time project management system | Data produced | Timely information | 20M | 3M | 3M | 3.5M | 4M | Finance and Planning |
| Capital Investment Framework | To mobilize funds for capital financing | No. of multilateral/bilateral agreements<br>Amount of capital grants<br>No. of donor engagements | Adequate financing of capital project | 5M | 5M | 6M | 6M | 7M | Finance and Planning |
| County budget and Economic Forum | To engage investors and other development partners | Quarterly County Economic forum reports | Coordinated county economic planning | 5M | 5M | 6M | 6M | 7M | Finance and planning |
| Publication of popular version of CIDP, Investment profiles, opportunities | To ensure dissemination of county policy documents | No. of publications | Communication and awareness | 7M | 9M | 10M | 12M | 15M | Finance and planning |
| Pre-feasibility studies of investments and other projects | To carry out research to ensure success of projects | No. of pre-feasibility studies | Effective project implementation | 10M | 12M | 15M | 17M | 20M | Finance and Planning |
| ISO certification | To seek Excellence in planning and financial | ISO certificate | Effective and efficient planning and budgeting | 30M | 50M | 10M | 10M | 10M | Finance and planning |

COUNTY ASSEMBLIES FORUM (CAF)
P. O. Box 73552 - 00200,
NAIROBI, KENYA

| Project Name and Location | Project Objective | Indicators | Outcome /Result | Cost | | | | | Lead Implementers |
|---|---|---|---|---|---|---|---|---|---|
| | | | | 2013/14 | 2014/15 | 2015/16 | 2016/17 | 2017/18 | |
| | management. | | | | | | | | |
| Bills and policies formulation. | To enhance growth and development. | Acts.<br>Policies | Effective implementation of projects and programmes | 15M | 25M | 35M | 35M | 40M | Finance and planning. |
| Risk management | To mitigate/prevent losses. | Policy | Reduced gaps in work methods and procedures | 10M | 15M | 25M | 25M | 25M | Finance and planning |

COUNTY ASSEMBLIES FORUM (CAF)
P. O. Box 73552 - 00200,
NAIROBI, KENYA

## 7.10 LANDS, PHYSICAL PLANNING & URBAN AREAS MANAGEMENT

Land is the most fundamental resource in any society because it is the basis of human survival.

In Turkana County land has since time immemorial been held under the communialland ownership system with the National Government being in-charge.However,under the new constitution all land is vested in the county Government to manage on behalf of the citizens.

There is minimal physical planning and unstreamlined management of urban areas. However, under the devolved Turkana County Government the sector of Lands, Physical planning and Urban areas management is charged in ensuring proper land planning and management.

### 7.10.1. Sector Vision and Mission

**Vision**

To promote security of tenure equitable access and control of land for the sustainable socio-economic development.

**Mission**.

To develop spatial policies and plans for proper administration of land use, physical planning and urban areas management for socio-economic development

### 7.10.2. County Response to Sector Vision and Mission

The County Government through the Ministry of Lands, Physical planning and Urban Areas Management will endeavor to achieve its vision and mission by;

(a) Securing Turkana's territorial integrity through proper planning and surveying of international boundaries at all times to control movements and encroachments thus enhancing security of Turkana citizens;

(b) Facilitating the equalization of rights of all the people of Turkana County to land through accountable and transparent land registration, adjudication and achievement of guaranteed justice;

(c) Provision of a policy framework for addressing poverty reduction, gender equality

COUNTY ASSEMBLIES FORUM (CAF)
P. O. Box 73552 - 00200,
NAIROBI, KENYA

and mitigation of HIV/AIDS in land administration;

(d) Facilitating and regulating orderly land market transactions, land development and use within the county;

(e) Establishing and supporting effective institutional capacity and capability at County and Sub-County levels for sustained improvements of land delivery services;

(f) Promoting research and discourse in all aspects of County geography, land economy, law and information studies.

(g) Providing a comprehensive institutional and legal management framework for effective land administration and management within Turkana County.

### 7.10.3. Role of Stakeholders

| Stakeholder | Role |
|---|---|
| Community | -They are the beneficiaries of most of the planning activities within the county.<br>-Actively participate in the preparation and implementation of plans<br>-Help in identifying key issues related to plan preparation. |
| County Government | - Provide funding for the preparation of spatial plans<br>-Play an oversight role in the planning and implementation processes.<br>-Facilitate service provision in the Urban areas |
| Church Organizations | -Actively participate in plan preparation by providing information |
| Non Governmental Organizations and CBOs | -provide for funding for planning purpose<br>- Active participation |
| Min.Land, Physical planning and Urban areas management. | - Surveying and demarcation of all County boundaries.<br>-Planning of all urban and upcoming centers<br>- Administration and management of all land records - Provision, management and maintenance of all public utilities in urban centers.<br>-Advising and liaising with the Governor on all issues dealing with Land |
| National government | -Survey and demarcation of all boundaries for Turkana County and the neighboring countries.<br>-In charge of security issues within the County. |

### 7.10.4. Sub sector priorities, constrains and strategies

| PRIORITIES | CHALLENGES/CONSTRAINTS. | STRATEGIES/ISSUES |
|---|---|---|
| Formulation of Land Policies and Regulations. | - Lack of appropriate land laws | Formulation of one clear land policy paper for proper co-ordination of land matters. |
| Prepare plans for at least 6 towns starting with Lodwar, Kakuma and Lokichoggio. | -Most of the other Urban centers are not yet gazetted apart from Lodwar, Kakuma and Lokichoggio. | -Gazzetement of all Urban areas within the county. |

COUNTY ASSEMBLIES FORUM (CAF)
P. O. Box 73552 - 00200,
NAIROBI, KENYA

| | | |
|---|---|---|
| -undertake land adjudication and registration | - Lack of upto date land records | -Initiate a clear system of land records management. |
| Public awareness and sensitization on land ownership | -Lack of awareness on land issues | -Organize forums and public barazas to educate the public on issues related to land rights |
| Compulsory acquisition of land | -Encroachment on most of public lands by private developers | -Compulsory repossession of all land illegally acquired |
| Production of topographical survey plans | -Lack of adequate human resource and equipments | -Purchase the necessary equipment |
| Develop modern housing estates in urban areas to catalyze creation of modern houses in Turkana county | Minimum private investment in housing sector | Develop partnership with other relevant and concerned ministries |
| Physical planning and surveying | Unplanned land use | Appropriate zoning |

COUNTY ASSEMBLIES FORUM (CAF)
P. O. Box 73552 - 00200,
NAIROBI, KENYA

COUNTY ASSEMBLIES FORUM (CAF)
P. O. Box 73552 - 00200,
NAIROBI, KENYA

### 7.10.5. Projects and Programmes

## Flagship Projects

| Project | Project Objective | Indicator | Outcomes | Cost | | | | | Lead Implementer |
|---|---|---|---|---|---|---|---|---|---|
| | | | | 2013/14 | 2014/15 | 2015/16 | 2016/17 | 2017/18 | |
| Spatial planning and modernization of Lodwar, Kakuma, Lokichoggio and other upcoming towns within the county | Develop spatial plan that will guide in development and management of all towns | Number of towns with spatial plans. | well planned urban areas | 100M | 100M | 100M | 100M | 100M | -Lands, physical Planning and Urban management |
| land registration and Demarcation | Provide for ownership rights to private, communial and public land. | Percent of Land area registered | Secure land rights | 210m | 2100m | 210m | 210m | 210m | --Lands, physical Planning and Urban management |

## Other programmes and projects

| Project | Project Objective | Indicator | Outcomes | Cost | | | | | Lead Implementer |
|---|---|---|---|---|---|---|---|---|---|
| | | | | 2013/14 | 2014/15 | 2015/16 | 2016/17 | 2017/18 | |
| Physical planning and surveying | To plan and survey all major towns | Number of physical development plans produced | Development plans for implementation | 150M | 200M | 200M | 250M | 300M | Physical Planning Dept, Survey Dept, |
| Acquisitiont/Compansation of Communial land for Public use | For provision of necessary public utilities | Acreage of Land parcels acquired | Plans showing no. of Land Parcels acquired. | 500 M | 800M | 1 B | 1.2B | 1.5B | -Lands, physical Planning and Urban management |
| Digital Land registration | Facilitate efficient land registration and management | A digital land title deeds database | efficient verification of land ownership and registration | 10M | 10M | 15M | 15M | 15M | -Lands, physical Planning and Urban management |

COUNTY ASSEMBLIES FORUM (CAF)
P. O. Box 73552 - 00200,
NAIROBI, KENYA

| Project | Project Objective | Indicator | Outcomes | Cost | | | | | Lead Implementer |
|---|---|---|---|---|---|---|---|---|---|
| | | | | 2013/14 | 2014/15 | 2015/16 | 2016/17 | 2017/18 | |
| | | established | | | | | | | |
| Production of topographical survey plans | Base maps for planning purposes | Number of plans produced<br><br>Area covered | -base maps to be used for planning | 50M | 50M | 50M | 50M | 50M | -Lands, physical Planning and Urban management |
| Public awareness and sensitization | Enhnace awareness of the community on land rights | Number of people sensitized/ no. of meetings held. | Community able to deal with land matters and issues amicably | 30M | 30M | 30M | 30M | 30M | -Lands, physical Planning and Urban management |
| To demarcate the perimeter boundaries between urban areas and pastoral land | To reduce conflicts between between the urban dwellers and pastoralists | Number of demarcated boundary plans produced | -Reduction in conflicts | 40M | 40M | 40M | 40M | 40M | -Lands, physical Planning and Urban management |
| Purchase of technical Equipment, soft wares and vehicles. | Facilitate movement of officers and technical work. | Number of vehicles and the various equipment bought | Efficient working environment, supporting security of the teams and quality service delivery | 36M | 25M | 15M | 15M | 15M | -Lands, physical Planning and Urban management |
| Urban Areas Management | Provision of essential services within urban areas .including-, CCTV technology. | Number of utilities provided | A better urban environment. | 300M | 300M | 300M | 300M | 300M | County Government |
| Establish Turkana County boundaries with neigbuoring countries and counties | To demarcate county boundaries | Reduced boundary base conflics | Peaceful and harmonius co-existance | 0.5M | 1M | 1M | 1M | 0.5M | County Government |

COUNTY ASSEMBLIES FORUM (CAF)
P. O. Box 73552 - 00200,
NAIROBI, KENYA

| Project | Project Objective | Indicator | Outcomes | Cost | | | | | Lead Implementer |
|---|---|---|---|---|---|---|---|---|---|
| | | | | 2013/14 | 2014/15 | 2015/16 | 2016/17 | 2017/18 | |
| Formulation of Land Policies and Regulations. | To develop appropriate system of land governance. | Land legislations enacted.<br><br>No. of Land regulations. | Improved land tenure system. | 10M | 10M | 10M | 10M | 10M | County Assembly.<br><br>County Government.<br><br>. |

COUNTY ASSEMBLIES FORUM (CAF)
P. O. Box 73552 - 00200,
NAIROBI, KENYA

## 7.12. OFFICE OF GOVERNOR/ GOVERNANCE

The Governor's office will centrally play a facilitative role in ensuring county devolved functions are fully executed and adequate resources are made available in achieving socio-economic transformation of the County. The Governor's office will continue to maintain a strategic oversight role in the rolling out of County Government grassroots structures in order to ensure important local institutions are in place and functional in order to accelerate service delivery.

The Governor's office will strengthen both internal and external coordination together with the National Government and other Counties to ensure smooth sharing of information and accelerated linkage.

### 7.12.1. Vision and Mission

**Vision**

A county government responsive to the needs and demands of the her residents

**Mission**

To provide leadership for the transformation of Turkana County.

### 7.12.2. Operationalization of Vision and Mission

The Governor's strategy and delivery team has a special mandate of ensuring the achievement of the 14 point agenda captured within the ten sectors identified under the County Government ministries. The team will work alongside County Executive Committee members and the technical chief officers in mainstreaming focal areas of priority as identified by the public and further mainstreaming in the County Integrated Development Plan developed through a comprehensively consultative process.

**STRATEGIC GOALS/ OBJECTIVES**

- To support county sector ministries in fast tracking realization of conceived goals and objectives
- To ensure the prevailing of peace and harmony in support of county development

COUNTY ASSEMBLIES FORUM (CAF)
P. O. Box 73552 - 00200,
NAIROBI, KENYA

- To coordinate and streamline investment and donor engagements so as to ensure maximum benefit for the Turkana people
- To accelerate sharing of information and enhance public engagements to educate, and inform the public of the County's development progression while encouraging public participation
- To ensure county programs and plans are developed and implemented in line with constitutional provisions and meet international standards
- Provide high level leadership and coordination for the achievement of County strategic goals and objectives
- To equip County executive committee members and senior officers in the County to ensure high standards of professionalism and execution of functions in the public service
- To facilitate intergovernmental and inter- county engagements to advance and protect the interest of the county
- To enhance seamless communication and dissemination of information both horizontally and vertically across and along sectors and government institutions so as to facilitate discharge of roles

### 7.12.4. Role of Stakeholders

| Stakeholder | Role |
|---|---|
| National Government | • National Policy<br>• Regulations and standards<br>• Macroeconomic Policy and management<br>• Foreign affairs<br>• Natural resources<br>• National defense<br>• Enabling macroeconomic environment<br>• Nationahood and strong country brand<br>• Equitatble development<br>• Sustained high economic growth<br>• High quality of life |
| Council of Governors | • Facilitate consultation among County Governors<br>• Sharing of Information among Governors |

COUNTY ASSEMBLIES FORUM (CAF)
P. O. Box 73552 - 00200,
NAIROBI, KENYA

| Stakeholder | Role |
|---|---|
| | • Facilitate rapid resolution of conflict<br>• Building the Capacity of Governors to manage devolution |
| Executive Committee Members | • Implement county legislation;<br>• implement, within the county, national legislation to the extent that the legislation so requires;<br>• manage and coordinate the functions of the county administration and its departments; and<br>dperform any other functions conferred on it by this Constitution or national legislation. |
| The Summit | • Consultation and Cooperation<br>• Promtion of national values<br>• Promotion of national cohesion and Unity |
| The Senate | • Oversight role<br>• Safeguarding devolution |
| County Assembly | • Legislative authority of the County<br>• Direct and limit the powers of Governor and the County Assembly<br>• Approving loans and policies<br>• Approval of and oversight on budgets<br>• Supervision of other units within the County through political authority, guidance and direction<br>• Approving investment decisions/ loans |
| County Public Service Board | • To establish and abolish offices of County Public Service including in the boards of urban areas within the County and to confirm appointments.<br>• To appoint persons to hold or act in offices of County Public Service<br>• To exercise disciplinary control over and remove persons holding or acting in those offices.<br>• To prepare regular reports for submission to the County Assembly on the execution of the functions of the Board.<br>• To promote in the County Public Service the values and principles referred to in the Articles 10 and 232 of the Constitution of Kenya 2010.<br>• To evaluate and report to the County Assembly on the |

COUNTY ASSEMBLIES FORUM (CAF)
P. O. Box 73552 - 00200,
NAIROBI, KENYA

| Stakeholder | Role |
|---|---|
| | extent to which the values and principles referred to in the Articles 10 and 232 of the Constitution of Kenya 2010 are complied within the County Public Service.<br>• To make reports to the County Assembly on the execution of its mandate and decisions made by the Board.<br>• To facilitate the development of the coherent, integrated human resource planning and budgeting for personnel emoluments ¡n the county; To advice the County Government on human resource management and development;<br>• To advice the County Government on the implementation and monitoring of the National Performance Management System in the County.<br>• Make recommendations to the Salaries and Remuneration Commission on behalf of the County Government, on the remuneration, pensions and gratuities for County Public Service employees |

### 7.12.3. Priorities, Constraints and Strategies

| Sub Sector | Priorities | Constraints/ Issues/ Challenges | Strategies |
|---|---|---|---|
| Peace Building and Conflict Support unit | • Dialogue and Engagement<br>• Build partnerships for peace<br>• Develop and Strengthen local institutions as peace facilitators<br>• Support peace caravan initiatives<br>• Mark integral peace commemorations<br>• Facilitate Inter-county Peace Engagements | • Lack of Trust among warring parties<br>• Proliferation of Light Weapons and small arms<br>• Porous internal and international borders<br>• Fragmentation of the institution of elders<br>• Heterogeneous peace initiatives<br>• Lack of harmonized | • Identify and work with local institutions to foster peace<br>• Develop a county peace and conflict resolution strategy to guide peace building<br>• Adopt a wide partnership of peace actors to mobilize resources and joint |

COUNTY ASSEMBLIES FORUM (CAF)
P. O. Box 73552 - 00200,
NAIROBI, KENYA

| Sub Sector | Priorities | Constraints/ Issues/ Challenges | Strategies |
|---|---|---|---|
| | • Strengthen Cross border peace initiatives<br>• Promote best peace practises | regional peace and security policies. | plan peace building iniatives |
| Communication, public Engagement and Media relations | • Open access and information sharing<br>• Coordination and harmonised sharing of County Government information<br>• Encourage public participation in County Government Initiatives<br>• Maintain as systematic flow of information to the media and Public<br>• Open County Website, Face book page and Twitter Account<br>• Increase public participation and feedback mechanism<br>• Streamline sharing of County Information | • Poor communication infrastructure<br>• High levels of illiteracy<br>• Vastness of the terrain<br>• Low network connectivity and reception | • Invest in the County's communication department to acquire latest communication gadgets<br>• Partners with telecom and Mobile service providers to expand current network coverage in the County<br>• Use Both mainstream and Social media to reach as many constituency as possible |
| County Legal and Constitutional Oversight | • Provide strategic legal support to the County Government develop and implement policy and programmes<br>• Strengthen legal and constitutional representation of County Governments<br>• Ensure the County Government works within both national and international legal and constitutional purview<br>• Ensure the County | • Limited personnel<br>• Poor conditions to attract competent and qualified judicial personnel<br>• County Government are new and lack the infrastructure | • Support in developing a pool of legal experts through deliberate and targeted skill development<br>• Source for highly competent and qualified legal and constitutional personnel<br>• Work in partnership with Kenya Law |

COUNTY ASSEMBLIES FORUM (CAF)
P. O. Box 73552 - 00200,
NAIROBI, KENYA

| Sub Sector | Priorities | Constraints/ Issues/ Challenges | Strategies |
|---|---|---|---|
| | Government produces bills that are standard and acceptable | | Review to ensure County Legislation meet national drafting standards |
| Intergovernmental and Inter-County coordination and consultation | • Strengthen devolution through supporting Council of Governors activities<br>• Encourage inter-county engagements and dialogue to promote peace, trade and commerce<br>• Develop requisite partnership engagement and consultative framework policy | • Devolution is new<br>• Absence of domesticated legislations to support Intergovernmental relations and Coordination<br>• Divergence in Geographical, social, economic, political and environmental disposition | • Develop alegislative policy framework for consultation among and between County Governments and the National Government<br>• Organize intersectoral consultative meetings and forums<br>• Enter into agreements and engagements with other Counties to spur economic growth and development<br>• Develop inter county conflict address and resolution mechanisms |
| Audit, Oversight, Implementation, Monitoring and Evaluation Units | • Strengthening expenditure management and budget execution<br>• Building capacity for efficient and effective use of devolved funds<br>• Strengthening the institutional capacity of the internal audit team to enhance accountability | • Limited capacity of staff<br>• Technology adoption and uptake is slow<br>• Vastness of the County's project Catchment<br>• Lack of systems and absence of accountability and oversight enforcement | • Invest in critical skills<br>• Source for highly competent and qualified personnel into the County<br>• Provide adequate facilitation<br>• Provide for a |

COUNTY ASSEMBLIES FORUM (CAF)
P. O. Box 73552 - 00200,
NAIROBI, KENYA

| Sub Sector | Priorities | Constraints/ Issues/ Challenges | Strategies |
|---|---|---|---|
| | and effectiveness<br>• Implementing and making fully operational for the preparation of the annual budget for integrated financial management and information systems for priority sectors<br>• Developing and enforcing an overarching strengthened organic budget/ legal framework for public financial management | • | mechanism of implementation findings of routine reviews and audits<br>• Develop an integrated information management, implementation monitoring and evaluation system to capture all County programmes |

COUNTY ASSEMBLIES FORUM (CAF)
P. O. Box 73552 - 00200,
NAIROBI, KENYA

### 7.12.4. Project and Programmes

### Flagship Projects

| Project | Project Objective | Indicator | Outcomes | Cost | | | | | Implementer |
|---|---|---|---|---|---|---|---|---|---|
| | | | | 2013/14 | 2014/15 | 2015/16 | 2016/17 | 2017/18 | |
| ISO Certification for Turkana County Government | Services offered meet international standards | Certificate | Turkana County Government gets ISO certification | | 75m | 75m | | | Office of the Governor |
| Construction of Governor's official residence | Provide the Governor with an official residence | Official residence completed | Improved service delivery | 90m | | | | | Office of the Governor |
| Construction of Deputy Governor's residence | To have an official residence for the deputy governor | Completion of the residence | Improved service delivery | | 60m | | | | Office of the Governor |
| Construction of a County Headquarters | Provide adequate office space for optimal staff performance | Headquarters Constructed and equipped | County Headquarter staffs have adequate office space | 400m | 400m | 400m | 400m | 400m | Office of the Governor |
| Develop a resource mobilization strategy to attract and encourage PPP | Increase the County's resource base through PPP | Number of Projects under PPP arrangement | Improved economic growth | 100m | 100m | 100m | 100m | 100m | SDT |

## Other Proposed Projects

| PROJECT NAME AND LOCATION | PROJECT OBJECTIVE | PROJECT NAME | INDICATORS | OUTCOME/ RESULTS | COST IN MILLIONS | | | | | Implementer |
|---|---|---|---|---|---|---|---|---|---|---|
| | | | | | 2013/14 | 2014/15 | 2015/16 | 2016/17 | 2017/18 | |
| **GOVERNOR'S OFFICE** | | | | | | | | | | |
| Communication and public engagements | To ensure county Government policies and | Develop a county communications policy guideline and strategy | Policy and strategy document developed | Enhanced community awareness | 5m | 5m | 5m | 3m | | SDT |

COUNTY ASSEMBLIES FORUM (CAF)
P. O. Box 73552 - 00200,
NAIROBI, KENYA

| PROJECT NAME AND LOCATION | PROJECT OBJECTIVE | PROJECT NAME | INDICATORS | OUTCOME/ RESULTS | COST IN MILLIONS | | | | | Implementer |
|---|---|---|---|---|---|---|---|---|---|---|
| | | | | | 2013/14 | 2014/15 | 2015/16 | 2016/17 | 2017/18 | |
| | programs are well articulated and communicated to the public | Establish ICT platforms in the 7 Sub Counties | No. of ICT platforms established | | 10m | 10m | 10m | 5m | | SDT |
| | | Organize town hall meetings | No. of town hall meetings held | | 45m | 45m | 45m | 45m | | SDT |
| | | Establish strategic notice boards in all Wards for posting of public information | Notice boards created in wards | | 30m | 30m | - | - | - | SDT |
| | | Facilitate citizen foras at the Wards | Citizen foras held at wards | | 15m | 15m | 15m | | 15m | SDT |
| | | Partner with local media houses and radio broadcasts to disseminate information to the public | Local media houses partnered with | | 60m | 60m | 60m | 60m | 60m | SDT |
| | | Enact necessary legislations to promote open information access | Legislations passes | | 10m | 10m | 10m | 10m | 10m | SDT |
| | | Design and distribute appropriate IEC materials | IEC materials designed and distributed | | 80m | 80m | 80m | 80m | 80m | SDT |
| Citizen participation | Promote and facilitate citizen participation in the development of policies and plans, and | County civic education to understand and appreciate the new system of Governance | Civic education events held in the County | | 150m | 150m | 150m | 150m | 150m | SDT |
| | | Establish and implement Civic | Civic education | | 75m | 75m | 75m | 75m | 75m | SDT |

COUNTY ASSEMBLIES FORUM (CAF)
P. O. Box 73552 - 00200,
NAIROBI, KENYA

| PROJECT NAME AND LOCATION | PROJECT OBJECTIVE | PROJECT NAME | INDICATORS | OUTCOME/ RESULTS | COST IN MILLIONS | | | | | Implementer |
|---|---|---|---|---|---|---|---|---|---|---|
| | | | | | 2013/14 | 2014/15 | 2015/16 | 2016/17 | 2017/18 | |
| | delivery of services in the County | Education programme | programs created | | | | | | | |
| Peace building and conflict management | Promote cohesion and harmony | Establish / revive the institution of elders in the 7 sub counties | No. of Peace meetings held | | 20m | 20m | 10m | 5m | | SDT |
| | | Build capacity of CoE to promote peace and harmony | Work plan | Strenghten peaceful co-existance | 10m | 10m | 10m | 10m | 10m | SDT |
| | | Support victims of raid to rehabilitate and recover | Raids and conflict victims supported to resettle | | 250m | 250m | 250m | 250m | 250m | SDT |
| | | Conduct peace meetings | Peace meetings held | | 30m | 30m | 30m | 30m | 30m | SDT |
| | | Support peace caravan initiatives | Peace caravan initiatives supported | | 20m | 10m | 10m | 10m | 10m | SDT |
| | | Partner with Development partners to mark significant peace dates | Peace meeting | | 20m | 10m | 10m | 10m | 10m | SDT |
| | | Facilitate inter-County peace meetings | Inter-County peace meetings held | | 5m | 5m | 5m | 5m | 5m | SDT |
| | | Facilitate cross border dialogue and engagements to foster peace and allow for access to common resources i.e | Cross boarder peace dialogue and engagements held | | 20m | 20m | 20m | 20m | 20m | SDT |

COUNTY ASSEMBLIES FORUM (CAF)
P. O. Box 73552 - 00200,
NAIROBI, KENYA

| PROJECT NAME AND LOCATION | PROJECT OBJECTIVE | PROJECT NAME | INDICATORS | OUTCOME/ RESULTS | COST IN MILLIONS | | | | | Implementer |
|---|---|---|---|---|---|---|---|---|---|---|
| | | | | | 2013/14 | 2014/15 | 2015/16 | 2016/17 | 2017/18 | |
| | | water and pasture | | | | | | | | |
| | | Develop a comprehensive peace and conflict engagement policy to guide the County Government in dealing with both internal and external conflicts | Peace and conflict engagement policy developed | | 10m | 10m | 10m | | | SDT |
| | | Provide logistical support in accessing remote and insecure county hotsports | Supported offered to ease logistical challenges | | 30m | 30m | 20m | | | SDT |
| | | Support the Police force to enhance border patrols and response to raids | Supported give to police | | 20m | 20m | 20m | | | SDT |
| Coordination, linkage and crowd sourcing | | Foster good working relationship between the National Government and County government | No. of coordination meetings held | | 100m | 100m | 100m | 100m | 100m | SDT |
| County legal and constitutional oversight | Ensure County programs and projects meet both national and international legal standards | Approval of Bills and legislations | Policies and laws passed | | 5m | 5m | 5m | 5m | 5m | SDT |
| | | Facilitate development of appropriate legal framework for democratic county | Legal framework developed | | 7m | 7m | 7m | 7m | 7m | SDT |

COUNTY ASSEMBLIES FORUM (CAF)
P. O. Box 73552 - 00200,
NAIROBI, KENYA

| PROJECT NAME AND LOCATION | PROJECT OBJECTIVE | PROJECT NAME | INDICATORS | OUTCOME/ RESULTS | COST IN MILLIONS | | | | | Implementer |
|---|---|---|---|---|---|---|---|---|---|---|
| | | | | | 2013/14 | 2014/15 | 2015/16 | 2016/17 | 2017/18 | |
| | and requirements | governance | | | | | | | | |
| | | Draft and harmonise relevant county legislations | Laws harmonised | | 5m | 5m | 5m | 5m | 5m | SDT |
| | | Hiring of expert services in legislative drafting | Laws developed | | 10m | 10m | 10m | 10m | 10m | SDT |
| | | Facilitate implementation of passed laws and regulations | Laws and regulations implemented | | 5m | 5m | 5m | 5m | 5m | SDT |
| | | Facilitate further decentralization and improved access to legal advice for decentralised institutions | No. of sub-county and wards with Legal experts | | 10m | 10m | 10m | 10m | 10m | SDT |
| | | Repair of present county offices | No. of offices repaired | | 10m | 10m | - | - | - | SDT |
| Investment and donor engagement | Promote Turkana as an investment centre and business hub for both domestic and international investors | County bilateral agreements/ engagement | No. of new investors | | 50m | 50m | 50m | 50m | 50m | SDT |
| | | Organise investment foras | No. of Foras Organised | | 100m | 100m | 100m | 100m | 100m | SDT |
| | | Organise exposure tours for core sector staff to national and international model projects | Exposure tours conducted | | 10m | 10m | 10m | 10m | 10m | SDT |
| | | Coordinate donor and investment | Investment meetings held | | 5m | 5m | 5m | 5m | 5m | SDT |

COUNTY ASSEMBLIES FORUM (CAF)
P. O. Box 73552 - 00200,
NAIROBI, KENYA

| PROJECT NAME AND LOCATION | PROJECT OBJECTIVE | PROJECT NAME | INDICATORS | OUTCOME/ RESULTS | COST IN MILLIONS | | | | | Implementer |
|---|---|---|---|---|---|---|---|---|---|---|
| | | | | | 2013/14 | 2014/15 | 2015/16 | 2016/17 | 2017/18 | |
| | | meetings | | | | | | | | |
| Intergovernmental linkage, Inter-county coordination and sectoral alignment | Ensure effective implementation of shared functions between the National Government and County Government | Attend Council of Governors meetings | Meetings attended | | 50m | 50m | 50m | 50m | 50m | SDT |
| | | Attend intergovernmental / inter-county consultative meetings and foras | Meetings attended | | 30m | 30m | 30m | 30m | 30m | SDU |
| Leadership, good governance and promotion of best practises | Recognise outstanding individuals in their areas of expertise for community service | Establish the Governor's award | Governor's award scheme developed and institutionalised | | 100m | 100m | 100m | 100m | 100m | SDT |
| | | Office coordination | | | 20m | 20m | 20m | 20m | 30m | SDT |
| | | Field project visits | No. of field visits conducted | | 10m | 10m | 10m | 10m | 10m | SDT |
| | | Building capacity of Key senior public servants | Trainings conducted | | 15m | 15m | 15m | 15m | 15m | SDT |
| | | Organising periodic consultative meetings for all Turkana Leaders | Consultative meetings held | | 100m | 100m | 100m | 100m | 100m | SDT |
| **DEPUTY GOVERNOR'S OFFICE** | | | | | | | | | | |
| Public benefit organization Coordination | Ensure PBOs strategies and plans are aligned and | Develop a policy guidelines to streamline Development | Policy guidelines developed | | 5m | 5m | 2m | 2m | 2m | SDT |

COUNTY ASSEMBLIES FORUM (CAF)
P. O. Box 73552 - 00200,
NAIROBI, KENYA

| PROJECT NAME AND LOCATION | PROJECT OBJECTIVE | PROJECT NAME | INDICATORS | OUTCOME/ RESULTS | COST IN MILLIONS | | | | | Implementer |
|---|---|---|---|---|---|---|---|---|---|---|
| | | | | | 2013/14 | 2014/15 | 2015/16 | 2016/17 | 2017/18 | |
| | synchronised to county development plans and their implementation | partners operations | | | | | | | | |
| | | Draft a Memorandum of Understanding to be signed by all PBO wishing to work in the County | No. of PBO with MOU | | 10m | 10m | 5m | 5m | 5m | SDT |
| | | Develop legislation to create County Steering and Coordination Committee formerly DSGs | Laws developed and passed | | 5m | 5m | 5m | 5m | - | SDT |
| | | Create joint project monitoring and evaluation plans | Joint monitoring visits conducted | | 5m | 5m | 5m | 5m | - | SDT |
| Audit, Implementation, monitoring and evaluation function | Ensure prudent use of resources to provide for high quality services to the citizenry | Conduct periodic internal audits | No. of internal audits conducted | | 50m | 50m | 50m | 50m | 50m | SDT |
| | | Conduct frequent field visits to project sites to monitor project implementation | Visits to field held. | | 20m | 20m | 20m | 20m | 20m | SDT |
| | | Provide periodic reports of audits and monitoring field visits | Audit reports produced and shared | | 10m | 10m | 10m | 10m | 10m | SDT |
| County local resource mobilization and revenue | Ensure adequate mobilization of resources and | Assess, analyse and review current sources of local revenues | Reports on local revenue collection | | 5m | 5m | 5m | 5m | 5m | SDT |

COUNTY ASSEMBLIES FORUM (CAF)
P. O. Box 73552 - 00200,
NAIROBI, KENYA

| PROJECT NAME AND LOCATION | PROJECT OBJECTIVE | PROJECT NAME | INDICATORS | OUTCOME/ RESULTS | COST IN MILLIONS | | | | | Implementer |
|---|---|---|---|---|---|---|---|---|---|---|
| | | | | | 2013/14 | 2014/15 | 2015/16 | 2016/17 | 2017/18 | |
| collection | maximum collection of local resources to provide for provision of essential services | Expand the scope of local revenue to accommodate emerging potentials and revenue sources | No. of additional local revenue sources | | 7m | 7m | 7m | 7m | 7m | SDT |
| | | Develop an efficient revenue collection and monitoring system to curb wastage and cleavages | Modern revenue collection and monitoring system developed | | 10m | 10m | 5m | 5m | 5m | SDT |
| | | Build capacity of revenue staffs | Trainings conducted | | 20m | 20m | 15m | 10m | 10m | SDT |
| | | Provide monthly reports of local revenues | Monthly reports developed and shared | | 5m | 5m | 5m | 5m | 5m | SDT |

COUNTY ASSEMBLIES FORUM (CAF)
P. O. Box 73552 - 00200,
NAIROBI, KENYA

## 7.13. County Assembly

The County Assembly mandate is to make legislations, provide oversight to the county executive and policy approvals pursuant to the county assembly standing orders and other devolution related laws.

### 7.13.1. Sector Vision and Mission

**Vision**

To be the arm of excellence in legislation, oversight and policy approvals for the efficient and effective governance to the people of Turkana County.

**Mission**

To spearhead democracy through effective dispensation of legislations by facilitating Members of the county assembly to fulfil their constitutional mandate in a representative system of government by upholding and ensuring the autonomy of the county assembly in its corporate relationship with the other arms of the government.

### 7.12.2. County Assembly response to Sector Vision and Mission

- Improve the process of scrutiny and making of laws.
- Provide adequate resources to implement the constitution.
- Enhance the office of the speaker to facilitate MCA's.
- Provide efficient and timely access to the Hansard.
- Sensitize members of County assembly on standing orders.
- Build the capacity of members of county assembly toprovide oversight of governance issues and staff for better service delivery.
- Enhance public participation.

COUNTY ASSEMBLIES FORUM (CAF)
P. O. Box 73552 - 00200,
NAIROBI, KENYA

### 7.12.3. Role of Stakeholder

| Stakeholder | Role |
|---|---|
| **County Executive Committee** | • Supervise the administration and delivery of services in the county and all decentralized units and agencies in the county. |
| **National Parliament** | • Acts as a referral point when coming up with legislations. |
| **County Public Service Board** | • Making appointments including promotions in respect of offices in the county public offices and other human resources |
| **The Public** | • Information dissemination through public gathering |
| **Training Institutions** | • Capacity building and provide exposure to assembly members and staff. |
| **Kenya School of Government** | • Capacity building public service personnel through professional trainings |
| **The Senate** | • Oversight and feedback |

### 7.12.4. Subsector priorities, constrains and strategies

| SUB SECTOR | PRIORITIES | CONSTRAINTS/ ISSUES/ CHALLENGES | STRATEGIES |
|---|---|---|---|
| Agriculture, Environment and Natural Resources | All matters related to Agriculture, including crop and animal husbandry, livestock sale yards, County abattoirs, plant and animal disease control and fisheries: implementation of specific national government policies on natural resources and environmental conservation, including soil and water conservation and forestry and control of air pollution, other public nuisances and outdoor advertising. | • Poor farming practises<br>• Unsustainable management of natural resources<br>• Few number of irrigation schemes<br>• Lack of disease control centers<br>• Laxity in implementing policies relating to natural resources and environment conservation.<br>• Prolonged droughts<br>• Lack of improved animal breed to survive the adverse effects of droughts.<br>• Lack of a county drought management center. | • Adopt modern farming practises<br>• Put in place legislation to ensure sustainable management of natural resources.<br>• Putting in place more irrigation schemes.<br>• Equipping and creation of more abattoirs.<br>• Creation of disease control centers.<br>• Creation of a breeding site for animals<br>• Capacity builds animal keepers on improved livestock keeping. |
| Health Service | All matters related health service , including, in particular county health facilities and pharmacies, ambulance service, promotion of primary health care, licencing and control of undertakings that sell food to the public, veterinary services (excluding regulations of | • Under staffed facilities, inter facility distance,<br>• Lack of basic medical supplies,<br>• Lack of minimal maternal child Health Services, and<br>• Lack of referral services. | • To expand, equip, employ/deploy enough staff and improve basic medical supplies improve maternal / child health services, improve referral services.<br>• Purchase more ambulance vehicles/facilities. |

COUNTY ASSEMBLIES FORUM (CAF)
P. O. Box 73552 - 00200,
NAIROBI, KENYA

| SUB SECTOR | PRIORITIES | CONSTRAINTS/ ISSUES/ CHALLENGES | STRATEGIES |
|---|---|---|---|
| | the profession), cemeteries, funeral parlours and crematoria and refuse removal dumps and solid waste disposal. | • Limited ambulance vehicles<br>• Lack of public cemeteries<br>• Limited proper disposal sites<br>• Scarcity of body preservation equipment's<br>• Limited equipment such as incubators, oxygen machines, ultra sound | |
| Children, Culture and Community | All matters related to cultural activities, public entertainment and public amenities, including betting, casinos and other forms of gambling, racing, liquor licencing, cinemas, video shows and hiring, libraries, museums, sports and cultural activities and facilities and county parks, beaches and recreation facilities: fire-fighting services and disaster management, control of drugs and phonography: ensuring and coordinating the participation of communities and location in governance at the local levels and assisting communities and locations to develop the administrative capacity for the effective exercise of the functions and power and participations in governance at the local level: and animal control and welfare, including licencing of dogs and facilities for accommodation, care and burial of animals | • Lack of cultural days in the county<br>• Limited public amenities<br>• Lack of museums and sports centres<br>• Absence of county parks<br>• Little or no community participation in issues relating to governance<br>• Lack public libraries<br>• Lack of proper legislation in management of public resources such as beaches<br>• Lack of parental guidance in issues relating to pornography<br>• Lack of welfare association. | • Initiate county cultural days.<br>• Establishment of county public amenities<br>• Institute museums and sports center<br>• Encourage parents to take up their role in advising their children<br>• Forge ways of instituting welfare associations<br>• Coming up with proper legislations in |
| Transport and public works | All matters related to county transport, including county roads, street lighting, traffic and parking, public road | • Poor roads network, lack of bridges<br>• Insecurity along the highways<br>• Lack of street lighting | • Installation of street lights in major towns<br>• Construction of public parking places<br>• Proper demarcation of |

COUNTY ASSEMBLIES FORUM (CAF)
P. O. Box 73552 - 00200,
NAIROBI, KENYA

| SUB SECTOR | PRIORITIES | CONSTRAINTS/ ISSUES/ CHALLENGES | STRATEGIES |
|---|---|---|---|
| | transport and ferries harbours, excluding the regulations of international and national shipping and matters related thereto; county public works and services including storm water management systems in built up areas and water and sanitation services. | • No public parking places<br>• Poor roads demarcation along the high way.<br>• Lack of water management system | road network.<br>• Putting up / coming up with a system to manage water as a resource. |
| Planning, Trade, Tourism and Cooperatives, | All matters related to county planning and development, including statistics, land survey and mapping, boundaries and fencing, housing and electrical and gas reticulation and energy regulation: trade development and regulation, including markets, trade licences (excluding regulation of profession), fair trading practices, local tourism and cooperative society. | • Absence of trade development regulations<br>• Lack of proper housing facilities<br>• Laxity in cooperative societies<br>• Extortion of consumers by traders by imposition of high prices of goods.<br>• Unclear county boundaries.<br>• Poor turnout of local tourists<br>• Lack of marketing of tourist attraction centers in the county | • Marketing of local tourist attraction sites<br>• Installation of proper housing facilities<br>• Empowerment of cooperative societies<br>• Formation of market centres and days in major towns in the county<br>• Clear county boundaries to be put in place<br>• Encouraging domestic tourism |
| Early childhood Education and Vocational Training | All matters related to pre - primary education, village polytechnics, home craft centres and childcare facilities. | • Early marriages<br>• Lack of facilities in schools<br>• Inadequate number of schools in the county<br>• Lack/few schools for the disabled<br>• Poor pay for teachers | • Enlighten the community on girl child Education<br>• Construction more schools / tertiary institutions<br>• Construction of schools for the special group<br>• Better pay for teachers |
| Labour Social Welfare | All matters relating to labour, trade union relations, manpower or human resource planning, gender, culture and social welfare, youth, national youth services children's welfare, national heritage, betting, lotteries and sports. | • Lack of trade unions<br>• Few female workers in the county holding managerial positions<br>• Minimal enrollment of student in national youth service | • Encourage people to form trade unions<br>• Employ qualified females to hold managerial positions<br>• Enlighten youths on the importance of joining youth |

COUNTY ASSEMBLIES FORUM (CAF)
P. O. Box 73552 - 00200,
NAIROBI, KENYA

| SUB SECTOR | PRIORITIES | CONSTRAINTS/ ISSUES/ CHALLENGES | STRATEGIES |
|---|---|---|---|
| | | • In equipped sports centers | service<br>• Creation of sports centres |
| Justice and Legal Affairs | Constitutional affairs, the administration of law and justice, including the electronics, ethics, integrity and anti-corruption and human rights. | | |

COUNTY ASSEMBLIES FORUM (CAF)
P. O. Box 73552 - 00200,
NAIROBI, KENYA

### 7.13.5. Projects and Programmes

| Project Name and Location | Project Objective | Indicators | Outcomes | Cost | | | | | Lead Implementers |
|---|---|---|---|---|---|---|---|---|---|
| | | | | 2013/14 | 2014/15 | 2015/16 | 2016/17 | 2017/18 | |
| Construction of a modern county assembly | To create a sustainable working environment for staff and members | Complete and operational assembly | Improved service delivery at the assembly | **400M** | **2M** | **3M** | **5M** | **8M** | **CASB** |
| Establishment of County Assembly Service Board | To be able to recruit staff Make the assembly operational | No.of staff in the board recruited | Improved service delivery at the assembly | **20m** | | | | | **County Government.** |
| Official residence of the speaker of the county assembly | To have an official residence for the county assembly speaker | Completed residence | Improved service delivery | | **30m** | | | | **CASB** |
| Institute provident fund/Sacco | Create a sustainable pension scheme to control expenditure & achieve generational equity | Number of beneficiaries | Ease cost of living forretirees | **20M** | **20M** | **10M** | **10M** | **10M** | **CASB** |
| Establishment of oversight offices within the county assembly | To enhance service delivery within the assembly | No. of officers recruited in various technical professions i.e lawyers,economists,surveyors etc | Improved service delivery | **10m** | **10m** | | | | **CASB** |
| Training and skills development | To improve service delivery and work methods of members and staff | No. of trained staff and members of the county assembly | Well scrutinized bills and accurate work and reports | **20m** | **10m** | **10m** | **10m** | **8m** | **CASB** |
| Capacity on accounting and | To set up an efficient, effective | Functional system in place | Prudent Expenditure | To Be Confirmed | **5m** | **5m** | **4m** | **4m** | **Finance Department** |

COUNTY ASSEMBLIES FORUM (CAF)
P. O. Box 73552 - 00200,
NAIROBI, KENYA

| Project Name and Location | Project Objective | Indicators | Outcomes | Cost | | | | | Lead Implementers |
|---|---|---|---|---|---|---|---|---|---|
| | | | | 2013/14 | 2014/15 | 2015/16 | 2016/17 | 2017/18 | |
| control measures IFMIS, PFM ( Hardware and software) | and transparent expenditure control system | | management | | | | | | |
| Facilitate access to professional expertise on public finance | Establish access to external professional advice on the budget<br><br>Short term training for staff<br>Regular workshops for members | Number of external professionals in touch.<br>Budget institute in place<br>Number of study tours planned<br>Number of workshops | Better oversight role in public finance of the county | **3m** | **3m** | **3m** | **3m** | **3m** | **CASB** |
| Institutionalize and strengthen research capacity in assembly. | Develop an integrated research service and operational framework | Budget to recruit relevant staff<br>Plan to train staff in research skills across departments | An equipped research department in place | **10m** | **10m** | **10m** | **7m** | **7m** | **CASB** |
| Establish an ICT for improved performance and communication in operations | Digitize operations of the county assembly and automate library services | Plan to do a put network in place | Efficient service delivery | **2m** | **2m** | **3m** | **3m** | **4m** | **CASB** |
| Enhance public engagement with the county assembly | Build a people's assembly that allows for the involvement of the public through promotion of transparency and | Number live broadcast of House proceedings<br>Frequency of engaging in media and communication<br>Planned activities in Public Social Responsibility activities | Improved public image of the county assembly | **10M** | **5m** | **5m** | **5m** | **5m** | **CASB** |

COUNTY ASSEMBLIES FORUM (CAF)
P. O. Box 73552 - 00200,
NAIROBI, KENYA

| Project Name and Location | Project Objective | Indicators | Outcomes | Cost | | | | | Lead Implementers |
|---|---|---|---|---|---|---|---|---|---|
| | | | | 2013/14 | 2014/15 | 2015/16 | 2016/17 | 2017/18 | |
| | democracy. | | | | | | | | |
| Enhanced resource base and improved resource management | Ensure that adequate resources are available to meet the capital and operational expenditures | Established tender committee Procurement function in place | Improved resource management of the assembly | **4m** | **4m** | **2m** | **2m** | **2m** | **CASB** |

COUNTY ASSEMBLIES FORUM (CAF)
P. O. Box 73552 - 00200,
NAIROBI, KENYA

# CHAPTER EIGHT: IMPLEMENTATION, MONITORING AND EVALUATION

## 8.0 Introduction

This chapter details the project and programmes as identified and earmarked for implementation by the County Government in collaboration with its development partners for the next Five years. The projects/ programmes have been aligned to the priority sector focus for the County Government in correspondence with the National Medium Term Review Framework (MTPF). The matrix below indicates projects for implementation, monitoring tools and indicators for each of those projects, time frames for implementing those projects, implementing agencies and stakeholder responsibilities.

This chapter also specifies objectively verifiable indicators that shall be used to monitor project/program implementation, and sets medium term milestones for tracking results and achievements. The chapter also specifies the roles of the various stakeholders in the monitoring and evaluation system.

Monitoring of development projects and programmes is and will be a continuous process where all partners and stakeholders shall meaningfully be involved.In line with the National Integrated Monitoring and Evaluation System(NIMES), the project/ programme monitoring will be done periodically including annual reviews.

### 8. 1. Institutional Framework for Monitoring and Evaluation as per NIMES and County M&E system

The Ministry of Devolution and Planning under the Monitoring and Evaluation Directorate has developed a National Integrated Monitoring and Evaluation System (NIMES). Under the system, all monitoring systems are incorporated into the national system through a feeder mechanism that begins at the County level. At the county level, the County Monitoring Evaluation Committee (CMEC) shall be co-coordinated by the County Development Office through the County Planning Unit (CPU).

CMEC, consisting of members representing government agencies, civil society organizations and the private sector, will be strengthened and capacity built in order to facilitate the adoption of the

COUNTY ASSEMBLIES FORUM (CAF)
P. O. Box 73552 - 00200,
NAIROBI, KENYA

M&E culture amongst development actors in the county. The CMEC will be expected to provide quarterly reports on the implementation status projects/programmes to the CEC and the CDC and other county forums.

At the end of every year, CMEC shall prepare a County Annual Monitoring and Evaluation Report (CAMER), to provide the necessary information and feedback to be captured at the national level. Monitoring and Evaluation will also be decentralized to the Constituency level. At the constituency level, monitoring and evaluation of activities will be coordinated by the Constituency Monitoring and Evaluation Committees (CMEC). This is necessitated by the growing usage of the constituency as the unit of devolution with many of the devolved funding from the government going up to the constituency level. The CMEC will be made up of cross cutting representation from various interests in line with the composition of CMEC.

This framework provides the global plan for monitoring the various projects and programmes as outlined below. It is essential to note that the formatting of the presentation is such that focus is given on the results accruable as result of the process with agencies responsible for monitoring clearly identified and assigned.The monitoring, evaluation and oversight responsibility has been assigned to the Deputy Governor's office,which additionally will ensure that performance management monitoring and reporting is institutionalized and developed.

COUNTY ASSEMBLIES FORUM (CAF)
P. O. Box 73552 - 00200,
NAIROBI, KENYA

## 8. 2. Implementation, Monitoring and Evaluation Matrix

### 8. 2.1. Finance and Planning

### Flagship Projects

| Project name | Cost estimate (kshs) | Timeframe | Monitoring indicators | Monitoring tools | implementing agency | source of funds | implementation status |
|---|---|---|---|---|---|---|---|
| Citizen Resource Centre | 442M | 5 yrs | Number of facilities or centres established | Completion report | Ministry of Finance & Planning | -County Government<br>-Donors | New |
| GIS Database and IFMIS | 36M | 5 yrs | Data produced | -Up to date database<br>-Reports generated | Ministry of Finance & Planning | County Government | New |

### Other Proposed Projects

| Project Name | Cost estimate (Kshs) | Time Frame | Monitoring Indicators | Monitoring Tools | Implementing Agency | Source of funds | Implementation Status |
|---|---|---|---|---|---|---|---|
| Enhance revenue collection | 120M | By end of 2014 | Amount of revenue collected<br>Automation of revenue collection system<br>Serialisation of receipts | Receipt | Finance and Planning | County Government | Ongoing |
| Review efficiency in collection of A-I-A, fees and levies | 42M | By end of 2013 | Automated collection system | ETR Receipts and computers | Finance and planning | County Government | New |
| Strengthen internal audit | 49M | End of 2014 | Internal audit reports | Audit manuals | Finance and Planning | County Government | Ongoing |
| Rural digital villages | 324M | 5 years | No. of established rural ICT centres | Computers and staff | Finance and planning | County Government | New |

COUNTY ASSEMBLIES FORUM (CAF)
P. O. Box 73552 - 00200,
NAIROBI, KENYA

| Project Name | Cost estimate (Kshs) | Time Frame | Monitoring Indicators | Monitoring Tools | Implementing Agency | Source of funds | Implementation Status |
|---|---|---|---|---|---|---|---|
| | | | % of population that can access internet | | | | |
| Establish and maintain Asset register | 35M | 2014 | County Asset register | Computers | Finance and planning | County Government | New |
| Operationalize procurement unit | 119M | 2014 | County procurement plan; Clearing and forwarding unit | Computers and PPOA Manuals and staff | Finance and Planning | County Government | Ongoing |
| Establish a pension scheme. | 370M | 2018 | Number of beneficiaries | Schemes | Finance and planning | County Government | New |
| Assurance and Insurance | 500M | 2018 | Life policy and Insurance policies | Insurance manuals | Finance and Planning | County Government | New |
| Debt management | 120M | 2018 | Level of debt<br>Amount of money saved | PFM Act | Finance and Planning | County Government | New |
| Capacity on accounting and control measures IFMIS, PFM ( Hardware and software) | 170M | End of 2014 | Functional system in place | PFM act | Finance and Planning | County Government | Ongoing |
| Establish website | 19M | 2018 | Functional website | Computers and PFM Act | Finance and Planning | County Government | New |
| Training and skills development | 145M | 2018 | No. of trained staff | Code of regulations AND PFM Act | Finance and Planning | County Government | New |
| Community participation in planning and budgeting(including | 67M | yearly | Community budget/social planning reports<br>Number of PMC trainings | Social intelligence reporting tool | Finance and planning | County Government | New |

COUNTY ASSEMBLIES FORUM (CAF)
P. O. Box 73552 - 00200,
NAIROBI, KENYA

| Project Name | Cost estimate (Kshs) | Time Frame | Monitoring Indicators | Monitoring Tools | Implementing Agency | Source of funds | Implementation Status |
|---|---|---|---|---|---|---|---|
| social budgeting and project implementation) | | | | | | | |
| Increasecapacity for planning and budgeting. creation of Economic unit at the-county level | 240M | By 2014 | -Number of statisticians /planners/ research Economists<br>Number of economic policies developed | Employment letters, Payslips,Employment Contract Agreements | Finance and planning | County Government | New |
| Establishment of project coordination, monitoring, evaluation unit | 96M | By 2014 | M&E coordination unit in place<br>Quarterly, Half yearly and Annually M and E reports<br>-Quarterly and Annual Sectorial and CIDP M&E reports | Concept note and terms of reference of the M&E unit<br>Compilation and analysis of routine data by CPU;<br>Independent consultants to undertake the annual review and report | Finance and Planning | County Government | New |
| Annual budget county consultative forum | 20.6M | 2014 | Number of consultative forums | Imprests<br>Returns | Finance and Planning | County Government | New |
| Data and evidence generation and documentation ( (e.g. MICS Multiple Indicator Cluster Survey) | 125M | 2014 | Survey reports, Analytical reports. | Survey instruments/protocols | Finance and Planning | County Government | New |
| Donor sector spatial Scan and Mapping (resource mobilization) | 12M | 2014 | Donor sector mapping report | Concept note and terms of reference for consultancy | Finance and Planning | County Government | |

COUNTY ASSEMBLIES FORUM (CAF)
P. O. Box 73552 - 00200,
NAIROBI, KENYA

| Project Name | Cost estimate (Kshs) | Time Frame | Monitoring Indicators | Monitoring Tools | Implementing Agency | Source of funds | Implementation Status |
|---|---|---|---|---|---|---|---|
| Strengthen the operational capacity of county planning unit | 56M | 2016 | Number of 4x4 vehicle | Procurement documents | Finance and Planning | County Government | New |
| Annual and Mid-term review of CIDP | 115M | 2016 | Annual and mid term report Status of progress | Terms of reference for consultancy for independent review of the CIDP | Finance and Planning | County Government | New |
| Creation of Sub Counties and Ward Development Committees | 300M | 5 years | No. of ward and sub-counties quarterly and annual reports | Reports | Finance and Planning | County Government | New |
| Capital Investment Framework | 29M | 5 Years | No. of multilateral/bilateral agreements<br>Amount of capital grants<br>No. of donor engagements | Loan/grant agreements | Finance and Planning | County Government | New |
| County budget and Economic Forum | 29M | 5 Years | Quarterly County Economic forum reports | Reports<br><br>Budget | Finance and Planning | County Government | New |
| Publication of popular version of CIDP, Investment profiles, opportunities | 53M | 2013 | No. of publications | CIDP<br><br>Publication of Key Business Contacts Book/Opportunities | Finance and Planning | County Government | New |
| Pre-feasibility studies of investments and other projects | 74M | 1 Year | No. of pre-feasibility studies | Reports | Finance and planning | County Government | New |
| ISO certification | 110M | By 2014 | ISO certificate | ISO logo | Finance and planning | County Government | New |
| Bills and policies formulation. | 150M | 5 years | Acts<br>Policies | Acts Published | Finance and | County | New |

COUNTY ASSEMBLIES FORUM (CAF)
P. O. Box 73552 - 00200,
NAIROBI, KENYA

| Project Name | Cost estimate (Kshs) | Time Frame | Monitoring Indicators | Monitoring Tools | Implementing Agency | Source of funds | Implementation Status |
|---|---|---|---|---|---|---|---|
| | | | | | planning | Government | |
| Risk management | 100M | 5 year | Policies | Policy paper | Finance and planning | County Government | New |

### 8. 2.2. Water Services, Irrigation and Agriculture

### Flagship Projects

| Project Name | Cost estimate (Kshs) | Time Frame | Monitoring Indicators | Monitoring Tools | Implementing Agency | Source of funds | Implementation Status |
|---|---|---|---|---|---|---|---|
| Water development and utilization of surface and underground water sources for domestic and irrigated agriculture(LOTIKIPI and LODWAR ) | 4.3B | 5 yrs | Number of people accessing new/improved water sources in Turkana County(total and disaggregated by sex and vulnerability);<br>Number of institutions especially schools and health facilities with new/rehabilitated water supply systems<br>Number of functional water pan and dams<br>Number of desalination and treatment stations | Sector progress reports<br>Design of structures | County Government | County Government | New |
| Food Security through irrigation and innovative agricultural technologies. | 670M | 5yrs | % of households that are food secure;<br>Number of acreage under cultivation<br>Number of tractors acquired. | Sector Reports | County Government | County Government<br>Donors | New |

COUNTY ASSEMBLIES FORUM (CAF)
P. O. Box 73552 - 00200,
NAIROBI, KENYA

| Project Name | Cost estimate (Kshs) | Time Frame | Monitoring Indicators | Monitoring Tools | Implementing Agency | Source of funds | Implementation Status |
|---|---|---|---|---|---|---|---|
| Integrated food security master plan (IFSMP) | 50M | 1yr | Presence of IFSMP | Copies of IFSMP report | County Government | County Government Donors | New |

## Other Proposed Projects/ Programmes

| Project Name | Cost estimate (Ksh) | Time Frame | Monitoring Indicators | Monitoring Tools | Implementing Agency | Source of funds | Implementation Status |
|---|---|---|---|---|---|---|---|
| **Agriculture** | | | | | | | |
| Food for Asset activities (trapezoidal bunds, semi-circular, contour bund, sparte diversion, microcatments, fruit orchards) | 770M | 2014-2018 | % of households that are food secure<br>Number of structures constructed<br>Number of acreage under cultivation. | Sector progress reports<br>Designs of structures | Department of Agriculture and Public benefit organizations (PBOs) | County government<br>Donors | New |
| Agriculture value chain development | 920 M | 2014-2018 | Number of value chains developed<br>Number of household involved in income generating activities<br>Number of contracts signed by contract farmers, groups. | Sector reports | Department of Agriculture, Trade, roads and industrialization | County Government<br>Development partners | New |
| Disease surveillance and pest control | 100 M | 2014-2018 | Number of surveillance done<br>Reduced incidences of pest | Surveillance reports | Department of Agriculture | County Government<br>Donors | |

COUNTY ASSEMBLIES FORUM (CAF)
P. O. Box 73552 - 00200,
NAIROBI, KENYA

| Project Name | Cost estimate (Ksh) | Time Frame | Monitoring Indicators | Monitoring Tools | Implementing Agency | Source of funds | Implementation Status |
|---|---|---|---|---|---|---|---|
| | | | and disease outbreaks | | | | |
| Promotion of tissue culture Bananas and NERICA rice | 55 M | 2014-2018 | Number of acreage under production<br>Types of new crops introduced | Agricultural production reports | Department of Agriculture | County Government<br>Donors | |
| Recruitment of an extension officer with motorbikes per ward | 180M | 2014-2018 | Number of extension officers recruited.<br>Number of motorbikes. | Agricultural reports | Department of Agriculture | County Government | New |
| Supporting150,000 households with farm inputs | 3.3B | 2014-2018 | Number of Households accessing farm inputs | Procurement records<br>Sector reports | Department of Agriculture and Public benefit organizations | County government | |
| Promotion of 1000 greenhouse technology | 950M | 2014-2018 | Number of greenhouses established | Procurement records<br>Sector production reports | Department of Agriculture and Public benefit organizations | County government | |
| Revolving fund for agricultural production | 1.1B | 2014-2018 | Number of farmers accesing the fund. | Sector progress reports | Department of Agriculture and Social services | County government | |
| Establishment of farmers training centres | 650 M | 2014-2018 | Number of established centres<br>Number of technologies adopted | Plan designs<br>Sector reports | Department of Agriculture and ministry of housing | County government | |
| Soil and water conservation | 3.5B | 2014-2018 | Number of kilometres of river banks protected<br>Number of structures | Structural design works<br>Sector progress reports | Department of Agriculture and Ministry of Environment and Natural Resources | County government | |

COUNTY ASSEMBLIES FORUM (CAF)
P. O. Box 73552 - 00200,
NAIROBI, KENYA

| Project Name | Cost estimate (Ksh) | Time Frame | Monitoring Indicators | Monitoring Tools | Implementing Agency | Source of funds | Implementation Status |
|---|---|---|---|---|---|---|---|
| | | | constructed | | | | |
| Enhanced Agricultural Mechanization | 135 M | 2014-2018 | Number of machines bought<br>Hectares of agricultural land under mechanization | Procurement records<br>Sector reports | Department of Agriculture, Department of public Works | County government | |
| Capacity Development Project | 40 M | 2014-2018 | Number of trainings<br>Number of skilled personnel | Training reports | Department of agriculture/ | County government | |
| **Irrigation** | | | | | | | |
| Establishment of new irrigation schemes | 3.5 B | 2014-2018 | % of Household that are food secureAcreage of irrigated areas | Sector progress reports<br><br>Designs of structures | Irrigation and agriculture and Public benefit organizations (PBOs) | County government | |
| Expansion and Rehabilitation of existing irrigation schemes | 2.5 B | 2014-2018 | Number of irrigation schemes rehabilitated | Sector progress reports<br><br>Designs of structures | Irrigation and agriculture and Public benefit organizations (PBOs) | County government | |
| Piloting of mechanised irrigation system | 1.5 B | 2014-2018 | % of farmers who have adopted new technologies | Sector progress reports<br><br>Designs of structures | Irrigation and agriculture and Public benefit organizations (PBOs) | County government/ | |
| Capacity Development Project | 50 M | 2014-2018 | Number of training done<br><br>Number of skilled | Training report<br><br>Attendance registers | Irrigation and agriculture and Public benefit organizations (PBOs) | County government | |

COUNTY ASSEMBLIES FORUM (CAF)
P. O. Box 73552 - 00200,
NAIROBI, KENYA

| Project Name | Cost estimate (Ksh) | Time Frame | Monitoring Indicators | Monitoring Tools | Implementing Agency | Source of funds | Implementation Status |
|---|---|---|---|---|---|---|---|
| | | | personnel | | | | |
| **Water** | | | | | | | |
| Groundwater harvesting (Drilling & Equipping of boreholes/shallow wells/piping system in water stressed settlements) | 2.1 B | 2014-2018 | Number of people accessing new/improved water sourcesNumber of institution with new/rehabilitated water supply system | Sector progress reports<br><br>Designs of structures | Water Department/<br><br>Contractors | County government/ | |
| Surface water harvesting (5 water pans/rock dams/subsurface dams per ward) | 1.4B | 2014-2018 | Number of Water Pans /Dams constructed | Sector progress reports<br><br>Designs of structures | Water Department/<br><br>Contractors | CountyGovernment | |
| Capacity building of WUAs and WSP countywide | 50M | 2014-2018 | Skilled WSP and WUAs<br>% of waterborne diseases reduced | Training report<br><br>Attendance registers | Water/consultants | County Government/ | |
| Rehabilitation &Augmentation of existing water supplies | 250 M | 2014-2018 | Number of water supplies rehabilitated | Sector progress reports | Water Department/ | County government/ | |
| Capacity building of technical staff | 20M | 2014-2018 | Number of technical staff trained | Reports | Water Department | County Government | |

COUNTY ASSEMBLIES FORUM (CAF)
P. O. Box 73552 - 00200,
NAIROBI, KENYA

| Project Name | Cost estimate (Ksh) | Time Frame | Monitoring Indicators | Monitoring Tools | Implementing Agency | Source of funds | Implementation Status |
|---|---|---|---|---|---|---|---|
| **WARMA/UNESCO GROUND RESOURCE** | | | | | | | |
| River Basin Flood Management Plan | 400M | 2014-2018 | Intergrated river basin flood management plans | Reports | Water Department | County Government | |
| Modernize water resource monitoring networks | 59M | 2014-2018 | Monitoring stations generating data daily | Reports | Water Departments | County Government | |
| Catchment Conservation | 690M | 2014-2018 | Number of conserved water catchments | Reports | Water Department | County Government | |
| Water extraction surveys | 1.2B | 2014-2018 | Water extraction reports. | Reports | Water Departments | County Government | |
| Water Quality Mapping | 385M | 2014-2018 | Water quality mapped | Reports | Water Department | County Government | |
| Expansion of existing water systems | 1.75B | 2014-2018 | Length of extended water pipes | Reports | Water Department | County Government | |

COUNTY ASSEMBLIES FORUM (CAF)
P. O. Box 73552 - 00200,
NAIROBI, KENYA

### 8.2.3 Health Services/Sanitation

### Flagship projects

| Project Name | Cost/Estimate (kshs) | Time Frame | Monitoring Indicators | Monitoring Tools | Source of Funds | Implementation Status |
|---|---|---|---|---|---|---|
| County Referral Hospital | 790 M | 2013-18 | County referral Hospital | Reports | County Government Development Partners | New |
| Establishment of a Turkana County Medical Supplies Unit (TUCOMSU) | 150M | 2013-18 | Functional Medical Supplies Unit | Health reports | County Government Development Partners | New |
| Investment in the development of critical mass of Medical and Nutrition specialists | 120M | 2013-18 | Number of specialists trained | Health reports | County Government | New |
| Construct, Expand, Upgrade and Equip current dispensaries in all Wards | 600M | 2013-18 | Number of health facilities constructed, expanded, upgraded and equiped | Health reports | County Government | On going |

### Other projects

| Investment Pillars | Project Name | Cost estimate | Time frame | Indicators | Monitoring tools | Implementers | Implementation status |
|---|---|---|---|---|---|---|---|
| Service delivery | Scale up Maternal, newborn and child health | 726M | 2013-2018 | Maternal mortality ratio<br>ANC Coverage<br>Immunization Coverage | DHIS and MOH tools | County Government | Ongoing |
| | | | | | | | |

COUNTY ASSEMBLIES FORUM (CAF)
P. O. Box 73552 - 00200,
NAIROBI, KENYA

| Investment Pillars | Project Name | Cost estimate | Time frame | Indicators | Monitoring tools | Implementers | Implementation status |
|---|---|---|---|---|---|---|---|
| | Scale up of High Impact Nutrition Interventions | 454M | 2013-2018 | % children < 5 stunted<br>% of children under six months on exclusive breastfeeding | DHIS and MOH tools | County Government | Ongoing |
| | Strengthen referral services in the county | 453M | 2013-2018 | Proportion of health facilities and community with a functional referral mechanism | DHIS and MOH tools | County Government | Ongoing |
| | Scale up HIV/AIDS prevention and care in Turkana County | 363M | 2013-2018 | % of the population accessing HIV testing,care and treatment | DHIS and MOH tools | County Government | ongoing |
| | Strengthening disease surveillance systems in Turkana County | 500M | 2013-2018 | % reduction in morbidity,mortality and disability related to disease outbreak | DHIS and MOH tools | County Government | ongoing |
| | Improved sanitation and hygiene services in Turkana County | 544M | 2013-2018 | % of villages that are open defecation free<br>% of HH accessing safe water | DHIS and MOH tools | County Government | ongoing |
| | Establish waste management system in the county | 240M | 2013-2018 | % of institutions with functional waste management systems | DHIS and MOH tools | County Government | New |
| | Scale up Community Health services | 227M | 2013-2018 | % functional community units | | AMREF, APHIA plus, Child fund, KRC | Ongoing |

COUNTY ASSEMBLIES FORUM (CAF)
P. O. Box 73552 - 00200,
NAIROBI, KENYA

| Investment Pillars | Project Name | Cost estimate | Time frame | Indicators | Monitoring tools | Implementers | Implementation status |
|---|---|---|---|---|---|---|---|
| | Establish Emergency preparedness and response mechanism | 834M | 2013-2018 | % of health and related emergencies responded to timely | DHIS and MOH tools | County Government | New |
| Health workforce | Recruitment and retention of health workers | 2.3B | 2013-2018 | % staff turnover<br>Health worker;population ratio | DHIS and MOH tools | County Government | Ongoing |
| | Support countinous professional development of health Workers | 250M | 2013-2018 | % of health worker who have undergone skills improvinh training | DHIS and MOH tools | County Government | New |
| Health Infrastructure | Upgrading and equipping 7 sub county Hospitals | 770M | 2013-2018 | Number of facilities per 10,000 populationNumber of facilities equipped as per norms<br>Number of hospital beds per 10,000 population<br>Number of wards with health centers | DHIS and MOH tools | County Government | Ongoing |
| | Construction and equipping of 30 health centres | 1.44B | | | | | |
| | Construction and equipping of one blood bank | 100M | | | | | |
| | Purchase of two truck to transport health products | 20M | | | | | |
| | Purchase one ambulance per ward(30)- | 300M | | | | | |

COUNTY ASSEMBLIES FORUM (CAF)
P. O. Box 73552 - 00200,
NAIROBI, KENYA

| Investment Pillars | Project Name | Cost estimate | Time frame | Indicators | Monitoring tools | Implementers | Implementation status |
|---|---|---|---|---|---|---|---|
| | Stationed at the health centres | | | | | | |
| | Purchase of an emergency response chopper | 1B | | | | | |
| Health Products | Procure essential drugs medicines and non pharmaceuticals | 2.268B | 2013-2018 | Proportion of health facilities recording zero stockout of essential medicines and non-pharmaceuticals | DHIS and MOH tools | County Government | Ongoing |
| Health Information | Upgrade health information management system. | 756M | 2013-2018 | Quality of information generated<br>Health information system perfomance | DHIS and MOH tools | County Government | Ongoing |
| Leadership , Governance and coordination | Support a strong leadership, effective management and transparent governance in health sector. | 756M | 2013-18 | Number of policy documents and guidelines available<br>Standard Operating Procedures (SoPs) implemented | Coordination tools (4Ws, Minutes) | County Government | New |
| Health financing | Establish a stronghealthcare financing mechanism | 400M | 2013-18 | Facilities/programs fully operational | DHIS and MOH tools | County Government | New |

COUNTY ASSEMBLIES FORUM (CAF)
P. O. Box 73552 - 00200,
NAIROBI, KENYA

## 8. 2.4. Tourism, Trade and Industry

### Flagship Projects

| Project Name | Cost/Estimate (kshs) | Time Frame | Monitoring Indicators | Monitoring Tools | Source of Funds | Implementation Status |
|---|---|---|---|---|---|---|
| Home of mankind safaris within the county and the national calender | 500 M | 5 Years | Number of tourist | Registration sheets | County Government Development Partners | New |
| PPPs engagement to: **B**uild eco-tourist hotels; Increase network connectivity in Turkana; Establish factories for fish, milk, meat, leather, horticulture and cement. | 1.1B | 5 years | -Number of industries established<br>-Number of youth employed<br>-Increase in tourism activities | Booking registers<br>% export of local processed goods and services | County Government PPP | New |
| Establish linkage and networks to market and promote Turkana county. | 250M | 5 Years | -Coverage in terms of marketing<br>-Means used to market/media | | County Government | New |
| Establish international Turkana Filming and photographic project(Turkwood) | 160M | 5 Years | No. of Movies and Films shot from Turkana | | County Government | New |

### Other Proposed Projects

| **Project Name** | **Cost** | **Time Frame** | **Indicators** | **Monitoring Tools** | **Source of Funds** | **Implementation status** |
|---|---|---|---|---|---|---|
| **Cooperative Development** | | | | | | |
| Establishment of Coperative Development Fund(Revolving) | 210M | 5 Years | No. of active Co-operatives;<br>Number of co-operative members benefitting | | County Government | |

COUNTY ASSEMBLIES FORUM (CAF)
P. O. Box 73552 - 00200,
NAIROBI, KENYA

| Project Name | Cost | Time Frame | Indicators | Monitoring Tools | Source of Funds | Implementation status |
|---|---|---|---|---|---|---|
| Training and development of Coperative Movement | 100M | 5 Years | Number of cooperatives trained | | County Government | New |
| Cooperative Marketing Information Centers in all Sub Counties | 100M | 5 Years | Number of operational market information centres | | County Government | |
| Book Keeping Centres | 45M | 5 Years | Number of book keeping centers | | County Government | |
| Enhance the capacity and revive active or dormant Cooperative Societies | 225M | 5Years | Number of dormant cooperative societies revived | | County Government | |
| Facilitate exchange visits &programmes to develop the cooperative movement | 25M | 5Years | Number of exchange visits | | County Government | |
| **Trade, Industrialization & Enterprise Development** | | | | | | |
| Initiation of Microfinance Credits | 500M | 5Years | No of traders accessing credit | | County Government | |
| Capacity Development | 50M | 5Years | Percentage of SMEs trained | | County Government | |
| SME Revolving Fund | 3B | 5Years | No. of successful SMEs accessing the revolving fund | | County Government | |
| Trade Fairs &Exhibitions | 250M | 5Years | Number of trade fairs and exhibitions | | County Government | |
| Establish physical infrastructure for modern market | 230M | 5Years | No. of new modern market facilities established | | County Government | |
| International Business & Conference Centre | 1.5B | 5Years | Operational International Business & Conference | | County Government | |

COUNTY ASSEMBLIES FORUM (CAF)
P. O. Box 73552 - 00200,
NAIROBI, KENYA

| Project Name | Cost | Time Frame | Indicators | Monitoring Tools | Source of Funds | Implementation status |
|---|---|---|---|---|---|---|
| | | | Centre | | | |
| Establishment of Aloevera Soap processing plant | 250M | 5Years | Number of people dependent on Aloe Vera | | County Government | |
| Turkana Grain Millers | 500M | 5Years | A functional grain miller | | County Government | \ |
| Establishment of Turkana Cement Factory | 1.6B | 5Years | Operational Turkana Cement Factory | | County Government | |
| Strengthen Basket and Weaving industry | 40M | 5Years | The no. of people earning a living from the industry | | County Government | |
| Water Bottling Plant | 310M | 5Years | Functional water bottling plant | | County Government | |
| Milk Processing Plant | 750M | 5Years | Commissioning of the plant | | County Government | |
| Revival of Fish processing plant | 500M | 5Years | Operational fish processing plant | | County Government | |
| **Tourism** | | | | | | |
| Tourism Investment Forums | 250M | 5Years | No of tourist investments | | County Government | |
| Tourist Coordination Office | 50M | 5Years | An established tourist co-ordinating office | | County Government | |
| Tourism & Cultural Centre | 600M | 3Yeras | Operational tourism and cultural centre. | | County Government | |
| Construction of Eco-tourist hotels in strategic sites. | 1.1B | 5Years | No. of eco-tourist hotels built | | County Government | |
| Public Education and Awareness Campaign on tourism management. | 50M | 5Years | % increase in public awareness of tourism activities. | | County Government | County Government |
| Rapid Resource inventory, mapping and zoning | 60M | 5Years | Number of zoned and mapped tourism sites. | | County Government | |
| Multi-Media Marketing & Promotion Campaign | 900M | 5Years | Number of promotional campaigns. | | County Government | |
| Stakeholder Capacity Building | 50M | 5Years | Number of tourism stakeholders trained | | County Government | |
| Development of Tourist Attraction sites | 50M | 5Years | Number of sites developed | | County Government | |

COUNTY ASSEMBLIES FORUM (CAF)
P. O. Box 73552 - 00200,
NAIROBI, KENYA

| Project Name | Cost | Time Frame | Indicators | Monitoring Tools | Source of Funds | Implementation status |
|---|---|---|---|---|---|---|
| | | | | | | |
| Development of an Integrated Tourism & Cultural Master Plan | 7M | 2 Years | Published Master Plan | | County Government | |
| **Weights and Measures Department** | | | | | | |
| Consumer rights and Protection | 50M | 5 Years | Increase in No. of certified weighing machines | | County Government | |
| Construction of Weights and Measures WorkshopHQ Lodwar | 250M | 5 Yeras | Functional workshop | | County Government | |
| Construction and maintenance of Weigh bridges | 315M | 5 Years | Number of weigh bridges constructed | | County Government | |
| Training of Weights and Measures Technical Professionals | 25M | 5Years | Number of officers trained | | County Government | |

### 8.2.5. Education, Human Resource Development, Culture/Social Services

### Flagship Projects

| Project Name | Cost/Estimate (Kshs) | TimeFrame | Monitoring Indicators | Monitoring Tools | Source of Funds | Implementation Status |
|---|---|---|---|---|---|---|
| Accelerated Teacher Training programme – Primary and secondary schools | | 5 years | Improved pupil: teacher ratio | -Reports<br>-Academic papers | -GoK<br>-County Government<br>-Donors | New |
| Establish The Turkana University of Science and Technology | 1.8B | 5 years | Improved access to higher education | | | |
| Turkana Education Trust Fund and Bursary Scheme | 500 m | 5 years | -Number of students accessing bursaries<br>-Reliable Board of Trustees | -Interview of beneficiaries<br>-Audit of the award process | County Government | New |

COUNTY ASSEMBLIES FORUM (CAF)
P. O. Box 73552 - 00200,
NAIROBI, KENYA

| | | | | | | |
|---|---|---|---|---|---|---|
| Establish and equip a modern library, Archive and ICT centre | 1.25 B | 5 yrs | Well equipped facility in Lodwar to promote literacy;Number of children, men/women using library | Inspection and Completion report | County Government PBOs | New |
| Youth investment-artisan project | 730M | 5 yrs | -Loans or funds to the youth<br>-Number of markets built | -Interview with the beneficiaries<br>-Auditing the projects | County Government | New |
| Infrastructure development for schools | | | | | | |
| Constructing sports stadia of international standards | 1.65B | 5 yrs | Number of sports stadia built | Supervision of the project | County Government | New |

## A) Education

| **Project Name** | **Cost Estimate (Kshs)** | **Time Frame (Years)** | **Monitoring Indicators** | **Monitoring Tools** | **Source of Funds** | **Implementation Status** |
|---|---|---|---|---|---|---|
| Education campaigns programme in 7 sub counties | 205M | 5 | Number of workshop/meetings held | Attendance lists<br>Payment vouchers<br>Reports<br>Enrolment tools | County Government | On-going |
| Establish 18 mobile schools per sub county and equip 81 existing mobile schools county wide. | 330M | 5 | Number of new mobile schools established and equipped | Enrolment records<br>Financial records<br>Development plans<br>Inventories | County Government | On-going |
| Support in the construction of 1 model primary boarding school in each | 655M | 5 | Number of low cost boarding schools established | | County Government | On-going |

COUNTY ASSEMBLIES FORUM (CAF)
P. O. Box 73552 - 00200,
NAIROBI, KENYA

| | | | | | | |
|---|---|---|---|---|---|---|
| Wardand equipping of existing 57 boarding schools | | | and equipping | | | |
| Support establishment and equipping and operationalization at least 5 ECDE centres in each ward | 456M | 5 | No.of new ECDE(5 per ward) centers per ward established and equipped | Enrolment records Inventories | County Government | On-going |
| Recruit at least 300 ECDE teachers per annum | 650M | 5 | No. of recruited and capacity built ECDE teachers. | | | |
| Expansion of infrastructure in existing Primary and Secondary Schools in Turkana County | 5B | 5 | Number of streams establish a stream in primary and Secondary schools;Number of dormitories constructed and operationalized ;Number of ICT labs established | | County Government | On-going |
| Coordination of education activities and Development of schedules and tools for M & E. | 16.5M | 5 | Number of M&E tools developed ; Number of coordination meetings held; Number of stakeholders participating in provision of infrastructure. | | County Government | On-going |

COUNTY ASSEMBLIES FORUM (CAF)
P. O. Box 73552 - 00200,
NAIROBI, KENYA

| | | | | | | |
|---|---|---|---|---|---|---|
| Transport for secondary schools | 315M | 5 | Number of buses provided to secondary schools | Reports | County Government | On-going |
| Human resource development Programme- scholarships, trainings, county skills audit, and training needs assessment | 3M | 5 | Number of human resource needs assessment carried out | Monitoring and evaluation reports<br>Audit reports | County Government | On-going |
| | 25M | 5 | Number of capacity building trainings for existing staff and professionals- including in service training for teachers and capacity building of school management committees | Monitoring and evaluation reports<br>Audit reports | County Government | |
| | 50M | 5 | Number of scholarships accessed by staff for skills development | Monitoring and evaluation reports<br>Audit reports | County Government | |
| Education Management Information System, EMIS | 294M | 5 | Number of capacity building trainings on ICT and software installed for ICT compliance and data management; Number of staff trained on ICT packages and data | Observation<br>Project completion reports<br>Financial records<br>Attendance lists<br>Annual reports | County Government | On-going |

COUNTY ASSEMBLIES FORUM (CAF)
P. O. Box 73552 - 00200,
NAIROBI, KENYA

| | | | | | | |
|---|---|---|---|---|---|---|
| | | | management; ICT centre in Lodwar and other 6 sub counties operationalized | | | |
| Support programmes for Special Needs Education (SNE)- primary and secondary schools | 299M | 5 | No. of children with special needs to be reached per year through sensitization of communities. | Monitoring reports<br>SDP<br>Inventories<br>Attendances registers<br>Financial records<br>Performance records | County Government | On-going |
| Support co-curricular activities (Music and Drama festival, ball games and Athletics) in the county. | 81M | 5 | Number of co-curricular activities had undertaken at zonal, sub county and county levels. | Lists of participants<br>Performance<br>Co-curricular reports<br>Financial reports<br>Inventories | County Government | On-going |
| Support quality assurance and standards in the county | 88M | 5 | Number of quality assurance and standards reports submitted by sub county QAOs;Number of vehicles purchased | Staff establishment records<br>Assessment reports<br>Lists of institutions assessed.<br>Performance records<br>Schedules of activities | County Government | On-going |
| Girl Mentorship Programme in primary and secondary schools | 640M | 5 | Number of girls mentored and accessing skills for production of Sanitary pads/kits;Number of girls awarded scholarships to continue with education after | Lists of beneficiaries<br>Schedule of activities<br>Performance records<br>List of role models | County Government | On-going |

COUNTY ASSEMBLIES FORUM (CAF)
P. O. Box 73552 - 00200,
NAIROBI, KENYA

| | | | | | | |
|---|---|---|---|---|---|---|
| | | | dropping out of school | | | |
| Review, domesticate and disseminate ECD policy guidelines, National Nomadic policy, SNE policy, Gender in Education Policy and customization of the Curriculum | 79M | 5 | Number of documents ( ECD policy framework, service standard guidelines & NPE act) reviewed by the end of 2014 | Policy documents<br>Monitoring reports<br>Performance report<br>List of stakeholders in review<br>Schedule of activities | County Government | On-going |
| Establishment of educational/learning resource centres in each sub county | 280M | 5 | Number of educational resource centres established by 2018 | BQ<br>Contracting agreement<br>Inventories<br>Schedule of activities | County Government | On-going |
| Establishment of Teacher Training colleges. | 1.2B | 5 | No. of colleges constructed<br>No. of teachers recruited and staff<br>No of ECDE Colleges created<br>No. of teachers recruited and staff | Monitoring and evaluation reports | County Government | On-going |
| County School Meals Programme | 2.6B | 5 | Tonnage of foodstuffs accessed by learner<br><br>Number of children dewormed | SMP report forms<br>Monitoring reports<br>Lists of benefitting institutions<br>Lists of transporters<br>Distribution plans<br>Payment vouchers<br>Attendance registers | County Government | On-going |
| Support Water, Sanitation & Hygiene in all | 1B | 5 | Number of School WASH projects | Checklists on WASH<br>List of partners | County Government | On-going |

COUNTY ASSEMBLIES FORUM (CAF)
P. O. Box 73552 - 00200,
NAIROBI, KENYA

| | | | | | | |
|---|---|---|---|---|---|---|
| educational institutional facilities | | | established in Primary Schools and ECDE centers Number of trainings on WASH activities and practices for both children and parents | Reports Inventories | | |

## B). Human Resource Development, Culture, and Social Services

| Project Name/ Objectives | Cost Estimate | Time-frame | Monitoring Indicators | Monitoring Tools | Source of funds | Implementation Status |
|---|---|---|---|---|---|---|
| Establich children rescue centre in the county | 99M | 5 Years | Number of girls rescued from early marriages, assisted and educated through the centre;<br>No. of street children rescued and rehabilitated;<br>No .of OVCs in the centre | | Turkana County Government | |
| Establishment of 6 peace building centres and cross border schools of excellence | 1.05B | 5 Years | No. of centres established | | Turkana County Government | |
| Sexual and Gender based violence (SGBV) Programme | 97M | 5 Years | Effective coordination between GBV service providers.<br>Functional SGBV clinic at LDH providing clinical and- psychosocial services.<br><br>One rescue centre established and functional | | Turkana County Government | |

COUNTY ASSEMBLIES FORUM (CAF)
P. O. Box 73552 - 00200,
NAIROBI, KENYA

| Project Name/ Objectives | Cost Estimate | Time-frame | Monitoring Indicators | Monitoring Tools | Source of funds | Implementation Status |
|---|---|---|---|---|---|---|
| | | | at Lodwar | | | |
| People living with Disability Programme<br>(Multi purpose centre for disability) | 1.025B | 5 years | Functional and operational orthopedic workshop at Lodwar District Hospital<br><br>Establish 2 functional vocational and rehabilitation training centers (at Lodwar and Kakuma) and equip the existing at Lokichar – includes supply of corrective devices | Reports | Turkana County Government | |
| Turkana County Social Protection Programme | 1.588B | 5 years | Social protection secretariat established; Effective cash transfer and grants mechanism established by governmentt for widows and women and other vulnerable groups | | Turkana County Government | |

COUNTY ASSEMBLIES FORUM (CAF)
P. O. Box 73552 - 00200,
NAIROBI, KENYA

| Project Name/ Objectives | Cost Estimate | Time-frame | Monitoring Indicators | Monitoring Tools | Source of funds | Implementation Status |
|---|---|---|---|---|---|---|
| Child Protection programme | 720M | 5 years | Effective case management and counseling Programme for street children<br>Number of cases prosecuted<br>7 No. functional street children and drug rehabilitation centre<br>3 No. remand home established in Lodwar, Kakuma and Lokichar<br><br>functional Child Protection Unit at the Lodwar police station | | Turkana County Government | |
| Museums and community cultural centres initiative | 2.66B | 5 Years | No of cultural centres set up in 7 sub counties<br>A Turkana museum established and operationalized at Lodwar town<br>No. of cultural shops for exhibition and revenue generated.<br>Museums and cultural centres | | Turkana County Government | |
| The Turkana Council of Elders Initiative | 395M | 5 Years | Established and functional Turkana Council of Elders Secretariat- with a secretariat in each sub county;<br>Number of coordination meetings, peace forums and dialogues held | | Turkana County Government | |

COUNTY ASSEMBLIES FORUM (CAF)
P. O. Box 73552 - 00200,
NAIROBI, KENYA

| Project Name/ Objectives | Cost Estimate | Time-frame | Monitoring Indicators | Monitoring Tools | Source of funds | Implementation Status |
|---|---|---|---|---|---|---|
| The Annual Turkana Cultural Festival and cultural exchange Programme | 1.315B | 5 Years | Number of cultural festivals held and revenue generated- Tourism, Exhibition and Performance<br>1 No. Talent Academy (with a modern theatre house) established<br>Indigenous Intellectual Property Rights Protected and awareness created<br>Protection of Indigenous Technical Knowledge<br>An equipped and functional community media station | | Turkana County Government | |
| Turkana county sites and Monuments Programme | 625M | 5 Years | Number of streets branded in major towns- in honor of heroes and heroines<br>Profiling of Turkana culture<br>Build, equip, and operationalize the monuments for heroes and heroines | | Turkana County Government | |

COUNTY ASSEMBLIES FORUM (CAF)
P. O. Box 73552 - 00200,
NAIROBI, KENYA

| Project Name/ Objectives | Cost Estimate | Time-frame | Monitoring Indicators | Monitoring Tools | Source of funds | Implementation Status |
|---|---|---|---|---|---|---|
| Licensing and control of drugs and pornography, liquor cinemas, gambling, video shows and hiring | 69M | 5 Years | Liquor licensing board established (including counterparts from police, justice, health, etc).<br>Registry on liquor retail outlets established.<br><br>Enforcement of drug and substance abuse laws, licensing laws and films and publicity and Censorship Acts<br><br>A films and publicity truck | | Turkana County Government | |
| Establishment of Technical Training Institutes in 7 sub counties | 780M | 5 Years | 7 No. TTI established and operationalized.<br><br>Number of young people with artisanal skills accessing the job market | | Turkana County Government | |
| Establish and operationalize a county cultural coordination unit- County Culture Board | 20M | 5 Years | Number of vehicles purchased for facilitation of programmes<br>Construction and equipping of a cultural coordination center | | Turkana County Government | |
| Establishment of recovery and rehabilitation centres for drug and alcohol abusers in the 7 sub counties | 460M | 5 Years | No, of recoverees admitted and discharged | | Turkana County Government | |

COUNTY ASSEMBLIES FORUM (CAF)
P. O. Box 73552 - 00200,
NAIROBI, KENYA

| Project Name/ Objectives | Cost Estimate | Time-frame | Monitoring Indicators | Monitoring Tools | Source of funds | Implementation Status |
|---|---|---|---|---|---|---|
| Promotion and development of Sports | 570M | 5 Years | Sports ground at sub county level<br>Sports equipment<br>Quarterly County Sports championships | | Turkana County Government | |

### 8.2.6 Public Service, Decentralised Services and Disaster Management

### Flagship Projects

| Project name | Cost estimate | Timeframe | Monitoring indicators | Monitoring tools | Source of funds | Lead Implementers |
|---|---|---|---|---|---|---|
| Establish Turkana County Drought & Disaster contingency funds (CDDCF) | 500M | 5 yrs | -Opening bank account<br>-Allocation of funds | Audit | CG<br>PBOs | County Government |
| Support alternative dispute resolution | 250M | 5 yrs | Reduction of number of disputes | Framework number of meetings | County Government/ National Government/ PBOs | -County Government<br>-Community<br>-County Assembly |
| Develop a comprehensive DRR strategic county policyand sustainable intervention and enhance disaster preparedness and response | 3.25B | 5 yrs | Strategy and contingency plans t developed and operationalised<br>DRR policy<br>Disaster management information system established | -Number of meetings<br>-Interview of citizens to get feedback | County Government/ Donors | County Government (Public Service Ministry) |

COUNTY ASSEMBLIES FORUM (CAF)
P. O. Box 73552 - 00200,
NAIROBI, KENYA

## Public Service

| Project Name/Location | Cost | Time Frame | Monitoring Indicators | Monitoring Tools | Implementers |
|---|---|---|---|---|---|
| County Personnel Needs Assessment | 9M | 2 Years | Needs Assessment report | Reports | County Government |
| Set aside County Public Service budget for staffing | 500M | 5 Years | 100Percent of needed staff recruited and placed by 2018 | Work Plans; Progress Reports | County Government |
| Developing Personnel Scheme of Service | 12M | 5 Years | Scheme of Service Manual ready by 2014 | Work Plans; Progress Reports | County Government |
| Developing public information and communication frame work | 35M | 1 Year | Public Information protocols developed by 2014 | Work Plans; Progress Reports | County Government |
| Mainstream Public Sector Integrity programme | 350M | 5 Years | Ethics and integrity code of conduct | Progress Reports | County Government |

## Decentralized Services

| Project Name/Location | Cost | Time Frame | Monitoring Indicators | Monitoring Tools | Implementers |
|---|---|---|---|---|---|
| Develop a decentralized County Policy | 10M | 2 Years | Decentralized policy in place | Reports | County Government |
| Development of decentralized strategic framework | 4M | 1 Year | Strategic framework reports | Work Plans; Progress Reports | County Government |
| Performance improvement and reforms programme | 50M | 1 Year | Performance reports | Work Plans; Progress Reports | County Government |
| Capacity building in decentralized units | 280M | 5 Years | Trained personel in place. | Work Plans; Progress Reports | County Government |

COUNTY ASSEMBLIES FORUM (CAF)
P. O. Box 73552 - 00200,
NAIROBI, KENYA

**Disaster Management**

| Project Name/Location | Cost | Time Frame | Monitoring Indicators | Monitoring Tools | Implementers |
|---|---|---|---|---|---|
| Turkana Multi Hazard Preparedness and Response Contingency Plan and DRR strategy | 250M | 5 Years | Successful consultations with the stakeholders including national and international development partners. | Turkana County DRR and Contingency Plans completed. | County Government |
| | 10M | 5 Years | Number of agencies and officers trained on CMDRR | Enhanced capacity on DRR | County Government |
| | 255M | 5 Years | Number of community DRM workshops | Trigger action ; Communities practicing disaster risk reduction focused activities, reduced negative impact of disasters | County Government |
| Disaster Management and Disaster Risk Reduction Capacity Building | 500M | 5 Years | Number of agencies and officers trained on CMDRR; Number of community DRM workshops; Number of community initiated DRR programmes. | | County Government |
| Disaster Information Management System for Early Warning Early Action | 1.25B | 5 Years | Design, Setup, Operationalize, Monitoring, Review and Evaluation System; Number of advocacy events and social network platforms like Ushahidi being established. | Conflicts/Cattle rustling EWS; Drought EWS; Floods EWS | County Government |
| Construction of Disaster Control rooms | 198M | 5 Years | 3 Control rooms | Operationalize control rooms | County Government |
| Rapid Response to Disasters | 1.75B | 5 Years | Formulate, coordinate, monitoring and Evaluation | Number of Rescue and Evacuation missions | County Government |
| Support Regular Assessments of Food ,floods, and conflict Security | 350M | 5 Years | Formulation assessment coordination structures | Several Number of Assessments | County Steering Group |

COUNTY ASSEMBLIES FORUM (CAF)
P. O. Box 73552 - 00200,
NAIROBI, KENYA

### d) National Drought Management Authority

| Project Name and Location | Cost | Time Frame | Monitoring Indicators | Monitoring Tools | Implementers |
|---|---|---|---|---|---|
| Mainstream Drought Risk Reduction(DRR),Climate Change Adaption(CCA),social Protection & End Drought Emergency(EDE) in planning and budgeting processes | 200M | 5 Years | No. of county plans and budgets that mainstream DRR,CCA,EDE,SP | DRR, CCA/SP/EDE issues integrated in County plans.<br><br>Resources allocated to DRR/CCA/SP/EDE | County Government,<br><br>NDMA |
| Establish & operationalize County peace secretariat | 217M | 5 Years | Number of County peace secretariats established; Number of peace forums held | | County Government |
| Mainstream conflict sensitive programming (CSP) in development planning | 52M | 5 Years | Number of sensitisation forums on CSP; Number of CSP Compliant plans | | County Government |
| Support Alternative Dispute Resolution(ADR) framework in the County as enshrined in Constitution of Kenya 2010 | 250M | 5 Years | Legal framework established; Number of committees established &Capacitated; Number of conflicts successfully resolved; Number of peace accords documented & disseminated | | County Government |

COUNTY ASSEMBLIES FORUM (CAF)
P. O. Box 73552 - 00200,
NAIROBI, KENYA

### 8.2.7. Transport, Roads, Housing and Public Works

| Project Name | Cost Estimate | Time Frame | Monitoring Indicators | Monitoring Tools | Implementing Agency | Source of Funds |
|---|---|---|---|---|---|---|
| **Public Works** | | | | | | |
| Construction of foot bridges at identified sites within the county as per the sector plan | 3.5B | 5 Years | Number of completed foot bridges | Bill of quantities<br>Tender documents<br>LSOs<br>LPOs<br>Photos<br>Site visit minutes<br>Testing | Public Works | County Government |
| Construction of jetties landings at identified sites along the lake | 400M | 5 Years | Number of Jetties constructed | Bill of quantities<br>Tender documents<br>LSOs<br>LPOs<br>Photos<br>Site visit minutes<br>Testing | Public Works | County Government |
| Establish construction materials research Centre ,Laboratory and Library in all sub county headquarters | 392M | 5 Years | Number of studies carried out; Number of established facility | Bill of quantities<br>Tender documents<br>LSOs<br>LPOs<br>Photos<br>Site visit minutes<br>Testing | Public Works | County Government |
| Establish and equip firefighting station in sub county headquarters | 231M | 5 Years | Functioning firefighting facility | Bill of quantities<br>Tender documents<br>LSOs<br>LPOs<br>Photos<br>Site visit minutes<br>Testing | Public Works | County Government |
| Install lightening arresters in prone areas | 17.5M | 5 Years | Number of installed arrestors | Bill of quantities<br>Tender documents<br>LSOs<br>LPOs<br>Photos<br>Site visit minutes<br>Testing | Public Works | County Government |

COUNTY ASSEMBLIES FORUM (CAF)
P. O. Box 73552 - 00200,
NAIROBI, KENYA

| Project Name | Cost Estimate | Time Frame | Monitoring Indicators | Monitoring Tools | Implementing Agency | Source of Funds |
|---|---|---|---|---|---|---|
| Plan design and develop a Sewerage treatment plant in all sub county headquarters | 231M | 5 Years | Completed plant | Bill of quantities<br>Tender documents<br>LSOs<br>LPOs<br>Photos<br>Site visit minutes<br>Testing | Public Works | County Government |
| Plan, design and constructtrunk sewer lines (total of 290km) in sub county headquarters | 1.08B | 5 Years | Completed sewer lines | Bill of quantities<br>Tender documents<br>LSOs<br>LPOs<br>Photos<br>Site visit minutes<br>Testing | Public Works | County Government |
| Set up a solid waste incinerators and recycling plants in sub county headquarters | 231M | 5 Years | Plants installed | Bill of quantities<br>Tender documents<br>LSOs<br>LPOs<br>Photos<br>Site visit minutes<br>Testing | Public Works | County Government |
| Land fill for effluent waste in sub county headquarters | 161M | 5 Years | Demarcated site | Bill of quantities<br>Tender documents<br>LSOs<br>LPOs<br>Photos<br>Site visit minutes<br>Testing | Public Works | County Government |
| **Roads** | | | | | | |
| Plan, Design and construct Urban roads network with storm water drains, pavement, pedestrian sidewalk and traffic control devices (total of 330km) in sub county headquarters | 1.25B | 5 Years | Completed roads ,streets and avenues<br>Directed storm water drains, paved roads<br>Side walks | Bill of quantities<br>Tender documents<br>LSOs<br>LPOs<br>Photos<br>Site visit minutes<br>Testing | Roads | County Government |
| Plan, design and install urban street and high mast lighting in all sub | 1.75B | 5 Years | Completed lit street lights | Bill of quantities<br>Tender documents | Roads | County Government |

COUNTY ASSEMBLIES FORUM (CAF)
P. O. Box 73552 - 00200,
NAIROBI, KENYA

| Project Name | Cost Estimate | Time Frame | Monitoring Indicators | Monitoring Tools | Implementing Agency | Source of Funds |
|---|---|---|---|---|---|---|
| county headquarters | | | | LSOs<br>LPOs<br>Photos<br>Site visit minutes<br>Testing | | |
| Kainuk-Lokichar-Lodwar-Kakuma-Nadapal( 403km) tarmac | 400M | 5 Years | Well maintained road<br>Easy accessibility to Lake<br>Reduced distance<br>Security is enhanced | Bill of quantities<br>Tender documents<br>LSOs<br>LPOs<br>Photos<br>Site visit minutes<br>Testing | Roads | County Government |
| Lodwar-Kalokol D348 tarmac repair (55km ) | 528M | 2 Years | Well maintained road<br>Easy accessibility to the Lake<br>Security is enhanced | Bill of quantities<br>Tender documents<br>LSOs<br>LPOs<br>Photos<br>Site visit minutes<br>Testing | Roads | County Government |
| Clearing, Grading, Gravelling and Drifting of identified roads within the county as per sector plan: Lodwar- Kerio (47.9 Km), Kalotum-Kapua (..km) Lodwar –Nadapal-Turkwel- (40.km) Junction-Eliye SpringsD348 (47.5.km) Lodwar – Kangatosa-Naoros (55km) Kanamkemer-Naotin-Napeikar-Nawoyawoi (38.km) Kerio-Kangirisae (56.2km) Kalokol-Loarengak (101km)Kalokol-Kapua(30Km) Kalokol-NabwelEkorot(20KM) Construction of drifts at Kalotum, Kaapokor,Loworegole,Kapua and Kosiyae-Kapua)<br>Kainuk- Loiyapat- Kaptir ( 60 | 8.08B | 5 Years | Number of kilometres graded and gravelled;<br>Number of drifts done. | Bill of quantities<br>Tender documents<br>LSOs<br>LPOs<br>Photos<br>Site visit minutes<br>Testing | Roads | County Government |

COUNTY ASSEMBLIES FORUM (CAF)
P. O. Box 73552 - 00200,
NAIROBI, KENYA

| Project Name | Cost Estimate | Time Frame | Monitoring Indicators | Monitoring Tools | Implementing Agency | Source of Funds |
|---|---|---|---|---|---|---|
| km)Kalemngorok-Katilu.- Lokichar (37km) Kalemng'orok-Lokwakipi road construction (10KMs)Kakong – Lokwamosing (57km) Lokichar-Kanaodon(30 km)Lobokat-Lochakula(100km)Loturerei-Kanaodon (113km),Lokichar – Lokwamosing (--km) Lotongot-Kainuk (17km) Lokichar-Lokapel (29km) Juluk- Nariomoru (34km) Lorokon-Nakwamoru-Kotaruk (72km) Lokori-Lominyen- akwaan (50km) Lokori-kapedo (110km) Lokori-kamuge- Baragoi (140km) Lokwamosing-Kaakulit (25km Katilia-Paragati (60km) Lomelo-Nadome (35km) Lokori – Lotubae-Katilia-Lomunyen-akwaan (100km) Lokori-Loperot-Kang'akipur (40kmLopii- Kaaruko(20KM) Lokwii- Kaaruko(22KM)Kaaleng-Kaemosia -Lokamarinyang (108km) Kachoda –Kokuro-Meyan-Kibish(138 km) Lokitaung-Koksilei (39km) Kataboi-Kanikurudio (57km) MlimaTatu-Kakuma (60km) Kaaleng-Kaikor-Kibish(155km) Natoo- Nariokotome(25KM) Kachoda-Riokomor(25KM) Lokitaung- Lowarengak(26KM) Todonyang-Kokiro(30K Kaikor-Lobur-Kachiriangor(50Km) m) Kaikor-Kakelai-Kokiro(50Km) Kaikor-Lorus/Kadingetom (80Km) Gold junction-Kaaleng (130KmKaikor-Lokichoggio (248km) Kibish-Naita (65km) Napak-Lomopus (55km | | | | | | |

COUNTY ASSEMBLIES FORUM (CAF)
P. O. Box 73552 - 00200,
NAIROBI, KENYA

| Project Name | Cost Estimate | Time Frame | Monitoring Indicators | Monitoring Tools | Implementing Agency | Source of Funds |
|---|---|---|---|---|---|---|
| )Kalonokori-Kokuro-Kibish(138km) Lobulono-Kaemosia(55km) Lokamariyang-Soya(60km) Kibish-Kagiratuko(Namanat)(80km) Koyasa-Kalopotikoil (120km) Kadingetom-Koyasa(120km) Napak-Lokilar-NapakEmejen (10km) Kibish- Nakuwa (3km)Kakuma-Letea-Lokipoto – Naturtur (110km) Kalobeyei-Lonyduk-Loreng-Lokipoto (100km) Songot –Lokang'ai (70km) Kakuma-Lopur (100km) Kakuma –Loreng-Nakitongo-(90) Oropoi-Lokichoggio(55km)Lokichogio-Nanam(80km) Lokangae-Kaikor(70km) Nanam-Lokangae (75km) Nanam-Longole (30km) Nadapal – Loukomor(50km) Nanam-Nasinyono- Ejemu Luka (80Km) LorengNalapatui- Oropoi (40)Lokichogio-Iria-Locherakope(Loukomor)(60K Nadapal –Locherakope (40Km) Lokore- Loruth-Nadunga (50Km) Junction-Kaimongor (10Km) unction-Kobuin (20Km) Lolupe-Losajait (18Km) Losajait-Napeililim(20Km) Uki-Oropoi-Nawontos- KomionKalobeyeyi-Nalipatui l (25) Kalobeyei-Lodakach-Lokangae (30) Kalobeyei-Losike- Nalapatui (30Km) Oropoi-Nalipatui( Naturtur) (100Km) Kakuma- Locherangierengo (50Km) Kakuma-Lapur-Moruangibuin (30Km) Lopur-Ejemluka (60Km) Lopiding- Napakin- Nadapal | | | | | | |

COUNTY ASSEMBLIES FORUM (CAF)
P. O. Box 73552 - 00200,
NAIROBI, KENYA

| Project Name | Cost Estimate | Time Frame | Monitoring Indicators | Monitoring Tools | Implementing Agency | Source of Funds |
|---|---|---|---|---|---|---|
| (120Km) Napakin-Lomeyan-Naita (180km) Losajait-Kalopetase (20km) Losajait-Naurkori (15km) Junction-Nadwat 3km. Lokore-Ngijawoi(18km) Kaemongor-Nakarengan(22km) | | | | | | |
| Equipment (, 6no.graders, no.3 dozers, vibrator ,no.3 excavators, roller, water bowser, shovel,concrete mixer,10no. tippers,personel, mechanical workshop) | 400M | 5 Years | No. of equipment purchased | Bill of quantities<br>Tender documents<br>LSOs<br>LPOs<br>Photos<br>Site visit minutes<br>Testing | Roads | County Government |
| Redesign Napak road | 10M | 1 Year | Number of road kms redesigned | Bill of quantities<br>Tender documents<br>LSOs<br>LPOs<br>Photos<br>Site visit minutes<br>Testing | Roads | County Government |
| Construction of Drifts at tultul river, ngasogae, ngikengoi, Esikiriat, nariamakali,mitiran, naburu knonon, morungole,Nalingakua,nangolemaret | 31M | 1 Year | No. of Drifts Constructed and completed | Bill of quantities<br>Tender documents<br>LSOs<br>LPOs<br>Photos<br>Site visit minutes<br>Testing | Roads | County Government |
| **Housing** | | | | | | |
| Low-cost building materials initiatives and housing technology in all sub-counties. | 175M | 5 Years | No. of people trained on ABTs<br>No. of housing units developed using the technology | Bill of quantities<br>Tender documents<br>LSOs<br>LPOs<br>Photos<br>Site visit minutes<br>Testing | Roads | County Government |
| **Transport** | | | | | | |
| Purchase Fibre glass boats for use | 240M | 1 Year | Number of boats | Bill of quantities | Roads | County |

COUNTY ASSEMBLIES FORUM (CAF)
P. O. Box 73552 - 00200,
NAIROBI, KENYA

| Project Name | Cost Estimate | Time Frame | Monitoring Indicators | Monitoring Tools | Implementing Agency | Source of Funds |
|---|---|---|---|---|---|---|
| as transport, and security in Lake Turkana | | | purchased | Tender documents<br>LSOs<br>LPOs<br>Photos<br>Site visit minutes<br>Testing | | Government |
| Mount traffic patrol and checks along main roads in all subcounties. | 198M | 5 Years | Number of patrol check points established and sustained | Bill of quantities<br>Tender documents<br>LSOs<br>LPOs<br>Photos<br>Site visit minutes<br>Testing | Roads | County Government |
| Turkana County Public Transport Service | 100M | 1 Year | Reduced public transport cost | Bill of quantities<br>Tender documents<br>LSOs<br>LPOs<br>Photos<br>Site visit minutes<br>Testing | Roads | County Government |
| Upgrade, expand and maintain existing airstrips:Lokitaung, Kataboi, Todonyang, Kokuro, Kaikor,Kalokol, Kachoda, Loarengak and Lokamarinyang, Kibish, Lorugum, Kakuma, Lokichar, Lokori, Kibishairstrip,Lockichogio Airport | 420M | 2 Years | Operational Air Strips and Air Ports | Bill of quantities<br>Tender documents<br>LSOs<br>LPOs<br>Photos<br>Site visit minutes<br>Testing | Roads | County Government |

COUNTY ASSEMBLIES FORUM (CAF)
P. O. Box 73552 - 00200,
NAIROBI, KENYA

### 8.2.9. Pastoral Economy and Fisheries

### Flagships

| Project Name | Cost estimate (Kshs) | Time Frame | Monitoring Indicators | Monitoring Tools | Implementing Agency | Source of funds | Implementation Status |
|---|---|---|---|---|---|---|---|
| Establish a Disease Free Zone (DFZ) | 50M | 5 yrs | -No. of animals vaccinated.<br>- No. of visits in each sub-county per year; no. of ND1 and zero reports. | Sector progress reports | County Government | County Government | Veterinary Department |
| Develop a Livestock Breed Improvement Project | 115M | 5yrs | No. of breeding with superior genes introduced | | County Government | County Government | |
| Initiate Fodder production and pasture reseeding | 570M | 5yrs | -No. of Ha under fodder production<br>- Ha of land reseeded | Sector progress reports | County Government | County Government | |
| Establish hatcheries to enhance fish and chicken production | 150M | 5yrs | No. of hatcheries | Sector progress reports | County Government | County Government | |

COUNTY ASSEMBLIES FORUM (CAF)
P. O. Box 73552 - 00200,
NAIROBI, KENYA

## Other projects

### a) Livestock Production

| Project name | Cost estimates (Kshs) | Time frame (YRs) | Monitoring indicators | Monitoring tools | Implementing agency | Source of funds |
|---|---|---|---|---|---|---|
| Establishment of Livestock sale yards (I per subcounty) | 140M | 5 | No.of sale yards established, No. of cattle crushes, No, of staff recruited | Field visits; M&E reports | Livestock dept | County government and NGOs |
| Upgrading of Lomidat abattoir | 40M | 3 | Tonnes of quality meat processed and sold | Field visits; M&E reports | Livestock dept | County government |
| Capacity building of community on ownership and management of livestock sale yards | 76M | 5 | No.of trainings held | Training report | Livestock dept | County government |
| Bee keeping production, Marketing and Processing | 100M | 5 | Quantity of honey produced | Reports; Field visits | Livestock dept | County government and NGOs |
| Promote Poultry production among organized groups | 190M | 5 | No. of households engaged in poultry keeping | Reports | Livestock dept | County government, NGOs and FAO |
| Mapping of wet and dry grazing fields | 25M | 5 | Number of grazing area designated and gazette | Fields visits reports | Livestock dept | County government |
| Sensitization on livestock insurance policies and products. | 60M | 5 | No. of Households trained / sensitized. | Reports | Livestock dept | County government |
| Establish Livestock training centre | 85M | 5 | No.of people and trainings and workshops conducted | reports | Livestock dept | County government |
| Standby Emergency livestock off-take | 250M | 5 | No. of livestock purchased; No. of HHs benefiting. | Reports | Livestock dept | County government, NGOs |
| Emergency livestock feeds reserves and stores | 350M | 5 | Number of HHs benefiting; No. of feed reserve stores established | Reports | Livestock dept | County government |

COUNTY ASSEMBLIES FORUM (CAF)
P. O. Box 73552 - 00200,
NAIROBI, KENYA

| Project name | Cost estimates (Kshs) | Time frame (YRs) | Monitoring indicators | Monitoring tools | Implementing agency | Source of funds |
|---|---|---|---|---|---|---|
| Machinery for range forage harvesting and baling | 100M | 5 | No.of range forage machinery purchased. | Procurement report | Livestock dept | County government |
| Livestock census | 70M | 1 | Number of reports compiled | Census report | Livestock dept | County government |
| Staff training and development | 25M | 5 | Number of staff trained | Annual training report | Livestock dept | County government |
| Capacity building of stakeholders on livestock legislation and policies | 35M | 5 | Number of stakeholders reached | Training reports | Livestock dept | County government |

### b) Veterinary

| Project name | Cost estimates in Millions (Kshs) | Time frame | Monitoring indicators | Monitoring tools | Implementing partner | Source of funds |
|---|---|---|---|---|---|---|
| Disease control and vaccination campaigns | 437M | 5 Years | % of animals vaccinated. | Quarterly; annually; and reports | Veterinary Department | County Government |
| Disease surveillance | 40.2M | 5 Years | Number of visits; number of ND1 and zero reports | Monthly and quarterly reports | Veterinary Department | County Government |
| Construction of a diagnostic laboratory | 64.5M | 3 Years | A functional lab | Reports; receiving documents and S12 | Veterinary Department | County Government |
| Construction of Category-B-slaughter houses(7) in each sub-county. | 220M | 4 Year | No of slaughter house-B constructed. | Monthly reports | Veterinary Department | County Government |
| Upgrade slaughter slabs 5 per ward into category-C-slaughter houses.(150 slabs) | 32M | 4Year | No. of slaughter slabs upgraded | Monthly reports | Veterinary Department | County Government |
| Vector control (Dip constructions in appropriate areas- Five per ward | 45M | 4 Years | No. of dips constructed | Quarterly and annual reports | Veterinary Department | County Government |

COUNTY ASSEMBLIES FORUM (CAF)
P. O. Box 73552 - 00200,
NAIROBI, KENYA

| Project name | Cost estimates in Millions (Kshs) | Time frame | Monitoring indicators | Monitoring tools | Implementing partner | Source of funds |
|---|---|---|---|---|---|---|
| | | | | | | |
| Establishment of a tannery and leather utilization unit in Northern zone(Makutano) and one in the southern zone(Lokichar) | 41.5M | 5 Years | No. of persons trained in tanning;Operational tanneries | Quarterly and annual reports | Veterinary Department | County Government, NDMA |
| Veterinary Extension Services | 63.7M | 5 Years | No. of persons trained;Types of practices embraced | Quarterly and annual reports; back to office reports | Veterinary Department | County Government |
| Livestock branding for identification | 125M | 3 Years | Number of animals branded; | Quarterly and annual reports | Veterinary Department | County Government |
| Baiting of stray dogs and cats | 45M | 5 Years | No. of stray and sick dogs/cats baitedand No. of programs | Quarterly and annual reports | Veterinary Department | County Government |

### c) Fisheries

| Project name | Cost estimates (Ksh) | Time frame(YRS) | Monitoring indicators | Monitoring tools | Implementing agency | Source of funds |
|---|---|---|---|---|---|---|
| Resource monitoring and surveillance | 25M | 5 | %age of target areas covered | Quarterly MCS reports | Dept of fisheries | County government, development partners, NGOs |
| Strengthening management of BMUs | 15M | 5 | No. of BMUs supported. No. of members trained in resource management | Bmu operation reports | BMUs | County government, development partners, NGOs |
| Improved fish production. . | 140M | 5 | % increase in fish production | Quarterly statistical reports. | Fisheries dept, BMU | County government, development partners, UNDP and NGOs |
| Enhance fish preservation and | 390M | 5 | Functional preservation and | | Fisheries dept | County government |

COUNTY ASSEMBLIES FORUM (CAF)
P. O. Box 73552 - 00200,
NAIROBI, KENYA

| Project name | Cost estimates (Ksh) | Time frame(YRS) | Monitoring indicators | Monitoring tools | Implementing agency | Source of funds |
|---|---|---|---|---|---|---|
| storage including rehabilitation | | | storage facilities at every fishing bay | | | |
| Fishing Extension Support Services and service delivery. | 62.5M | 5 | No of newly recruited personnel;<br>No. of trained personnel | | Fisheries dept | County government |
| Fish transportation facilities along LakeTurkana | 77M | 5 | No of refrigerated trucks and dried fish trucks provided; | Procurement reports | Fisheries dept<br>Transport department. | County government, development partners, |
| Designate and develop fish processing facilities | 50M | 5 | No of fish processing areas designated No of ice plant in Lodwar | Allotment letters<br>Progress reports | Fisheries dept<br>Lands<br>Public health | County government, development partners, |
| Promote Fish farming | 3.505B | 5 | No. of fish ponds in active status | Statistical ponds status report | Fisheries dept | County government, development partners, |
| Establishment of well equipped rescue centres including CMDRR | 38M | 5 | No of operational rescue centers | Procurement reports<br>Training reports<br>Quarterly progress report. | Fisheries dept<br>Kenya maritime authority.<br>Bmu | County government, development partners |
| Development of Fishing policy framework for Turkana | 7M | 2 | Policy and Master Fishing Plan in place | | Fisheries dept | County government |
| Research on potential of fisheries resource in Turkana | 9M | 3 | Research findings integrated in policies | | | |
| Fisherman Loan/ Credit Scheme | 35M | 5 | Proportion of fisher folk accessing credit facilities. | Progress reports | Fisheries dept | County government |
| Establish fishing gears manufacturing factory | 70M | 4 | No of cottage industries established | Progress reports | Fisheries dept | County government |
| Establish a marketing coordination system | 40M | | No of marketing links established | Progress reports | | |

COUNTY ASSEMBLIES FORUM (CAF)
P. O. Box 73552 - 00200,
NAIROBI, KENYA

### 8.3.10. Energy, Environment and Natural Resources

### Flagships

| Project Name | Cost estimate (Kshs) | Time Frame | Monitoring Indicators | Monitoring Tools | Implementing Agency | Source of funds | Implementation Status |
|---|---|---|---|---|---|---|---|
| Management and utilization of *invasive species* | 175M | 5 yrs | The area of thinned plantation; Quantity of charcoal produced; Quantity of pods processed; Presence of regenerated under - growth; availability of grounded pods; Presence of foodstuff made from prosopis in the market. | Sector progress reports | County Government | County Government | New |
| Establish and implement "Greening Turkana" Programme to meet the 10% forest cover requirement | 350M | 5yrs | Number of forest associations established. | Sector progress reports | NEMA | County Government | New |
| | 205M | | a) Number of tree nurseries established.<br>Ha of land reclaimed through tree planting<br>b) Number of management committees formed and trained | Sector progress reports | KFS | County Government | New |
| | 350M | | Number of trees planted | Sector progress | KFS | County | New |

COUNTY ASSEMBLIES FORUM (CAF)
P. O. Box 73552 - 00200,
NAIROBI, KENYA

| Project Name | Cost estimate (Kshs) | Time Frame | Monitoring Indicators | Monitoring Tools | Implementing Agency | Source of funds | Implementation Status |
|---|---|---|---|---|---|---|---|
| | | | and survived. | reports | | Government | |
| Connect Turkana with the national grid andinvest in green energy (wind, solar and geothermal) | 200M | 5yrs | Number of institutions and town centres connected with electricity | Sector progress reports | County Government | County Government | New |
| | 840M | 5 years | Number of institutions/homes using wind energy | Sector progress reports | County Government | County Government | New |
| Enhance cooperation and partnerships in minerals, oil and gas exploration | 50M | 5yrs | Number of consultative forums held per year.<br>-Existence of institutional framework for cooperation and partnership through appropriate legislation Noof signed MoUs with the exploration and drilling companies | Sector progress reports | County Government<br>County Assembly | County Government | New |

COUNTY ASSEMBLIES FORUM (CAF)
P. O. Box 73552 - 00200,
NAIROBI, KENYA

**Other projects**

| Project Name | Cost estimate (Kshs.) | Time frame | Monitoring Indicators | Monitoring tools | Implementing agency | Source of fund | Implementing status |
|---|---|---|---|---|---|---|---|
| **Kenya Forest Service** | | | | | | | |
| Urban centers beautification programs | 150M | 5 years | Arboretum; Road side strips of trees/ avenue. | Monthly survival reports Growth report. | KFS | County Government | New |
| Conservation of existing forests | 350M | 5 years | Number of forest associations; Forest cover | Inventory reports | KFS | County Government | New |
| Promotion of non wood forest product | 175M | 5 years | Established gum collection centres | Mid-term report on quantities delivered | KFS | County government | New |
| Gazettement of new forest ( Loima, Kailongkol, and Loriontom) | 200M | 5 Years | Number of gazetted forests | Gazetted forests | KFS | County Government | New |
| Identification of eco system sites and preparation of management plan | 300M | 5 Years | The management plan in place | | KFS | County Government | New |
| Forest protection | 300M | 5 Years | Number of fire put off and forest diseases prevented and controlled<br><br>Number of cases prosecuted | | KFS | County Government | New |
| Promotion of Agro Forestry | 180M | 5 Years | Number of demonstration plots | Demonstration plots | KFS | County Government | New |

COUNTY ASSEMBLIES FORUM (CAF)
P. O. Box 73552 - 00200,
NAIROBI, KENYA

| Project Name | Cost estimate (Kshs.) | Time frame | Monitoring Indicators | Monitoring tools | Implementing agency | Source of fund | Implementing status |
|---|---|---|---|---|---|---|---|
| Awareness creation | 180M | 5 Years | Number of trainings and exhibitions | Reports | KFS | County Government | New |
| Market identification | 180M | 5 Years | Number of marketing associations | Reports | KFS | County Government | New |
| **Kenya Metrological Department** | | | | | | | |
| Establishing of six full meteorological stations | 154M | 4 years | Number of established weather stations | Technical reports Quarterly report | MET LODWAR | County Government | New |
| Establishment of upper air station and up grading Lodwar met station as collecting and analysis center | 250M | 5 years | Improved weather forecasting | Technical reports Quarterly report | MET LODWAR | County Government | New |
| 100 Rainfall stations spread all over the county | 22M | 5 years | No. of rainfall station established | Technical report | MET LODWAR | County Government | New |
| Facilitation in broadcasting of weather information through local FM radio stations | 30M | 5 years | Number of weather forecasting program broadcasted | Monthly reports | MET LODWAR | County Government | New |
| **NEMA** | | | | | | | |
| Preparation of County Environment Action Plan | 60M | 5 years | County Environment Action Plan in place | Progress reports | County Environment Office | County Government | New |
| Identification and training of County Environment Committee | 60M | 5 years | Number of workshops organized. County environment committee in place. | Progress report | County Environment Office | County Government | New |
| Identification and rehabilitation of Sub Counties' degraded sites. | 50M | 5 years | Existence of rehabilitated sites. | Progress report | County Environment Office | County Government | New |

COUNTY ASSEMBLIES FORUM (CAF)
P. O. Box 73552 - 00200,
NAIROBI, KENYA

| Project Name | Cost estimate (Kshs.) | Time frame | Monitoring Indicators | Monitoring tools | Implementing agency | Source of fund | Implementing status |
|---|---|---|---|---|---|---|---|
| Preparation and dissemination of annual SoE | 50M | 5 years | Number of SoE preparation meetings held. | Progress report<br><br>Annual report | County Environment Office | County Government | New |
| Environmental Award Scheme | 60M | 5 years | Number of awards issued | Progress reports | County Environment Office | County Government | New |
| Establishment of Sub County wet land management | 75M | 5 Years | Number of trees planted; Number of public forums held on sensitization | Progress reports | County Environment Office | County Government | New |
| **Kenya Wildlife Service** | | | | | | | |
| Protection and gazettement of the unprotected game reserves at Lotikippi and Lake Lokipi | 250M | 5 years | Number of reported human wildlife conflict;<br>Number of gazetted game reserves. | Quarterly progress report | KWS | County Government | |
| Establishment of community conservation areas in appropriate sites | 300M | 5 years | Number of conservation areas established; Number of; public forums held to sensitize community | Quarterly progress report | KWS | County Government | New |
| Provide wild life conservation education and extension services | 300M | 5 years | Number of meetings and workshops held | Quarterly progress report | KWS | County Government | New |
| Conduct and coordinate research activities in the field of wild life conservation and disseminate | 200M | 5 years | Number of wild life protected | Quarterly progress report | KWS | County Government | New |

COUNTY ASSEMBLIES FORUM (CAF)
P. O. Box 73552 - 00200,
NAIROBI, KENYA

| Project Name | Cost estimate (Kshs.) | Time frame | Monitoring Indicators | Monitoring tools | Implementing agency | Source of fund | Implementing status |
|---|---|---|---|---|---|---|---|
| **Energy and Petroleum** | | | | | | | |
| Solar PV installation in public institutions in Turkana county | 200M | 5 years | Number of institutions with solar. | Survey report<br>Progress report | MoE&P | County Government | New |
| Oil and Gas Exploration and Exploitation | NA | 5 years | Revenues and royalties from oil and gas | Reports | MoE&P | County Government | New |
| Rural electrification in Turkana county | 200M | 5 years | Number of institutions and towns with electricity | Progress reports | MoE&P | National Government; County Government. | New |
| Energy efficiency and conservation programme | 50M | 5years | Number of energy audits done;<br>No. of energy saving stoves distributed. | Progress report | MOE&P | County Government | New |
| Establishment of wind hybrid systems | 1B | 5years | Number of institutions/ homes using wind energy | Progress report | MOE&P | County Government | New |
| **Kenya Forestry Research Institute (KEFRI)** | | | | | | | |
| Research on technologies for conservation of woodlands Turkana County | 250M | 5 years | Number of technologies developed and areas conserved | Technical reports<br>Mid-term report | MoE&P | County Government | New |
| Research on Conservation of biodiversity hotspots | 150M | 5 years | Number and type of hotspot<br><br>Number of strategies recommended and piloted | Technical reports<br>Mid- year reports | KEFRI | County government | New |

COUNTY ASSEMBLIES FORUM (CAF)
P. O. Box 73552 - 00200,
NAIROBI, KENYA

| Project Name | Cost estimate (Kshs.) | Time frame | Monitoring Indicators | Monitoring tools | Implementing agency | Source of fund | Implementing status |
|---|---|---|---|---|---|---|---|
| Research on Utilization of non-wood forest products in Turkana County | 150M | 5 years | Distribution map, number of products;<br><br>Number of products and level of trade | Technical reports<br>Mid-term reports<br>Consumption reports | KEFRI | County government | New |
| Research in developing agroforestry technologies in all irrigation schemes. | 50M | 5 years | Number of species screened. | Technical report and mid-year report. | KEFRI | County government | New |
| Research on indigenous fruits trees | 60M | 5 Years | Number of food trees identified | Reports | KEFRI | County government | New |

### 8.3.11. Land, Physical Planning and Urban Areas Management

### Flagships

| Project Name | Cost Estimates | Timeframe | Monitoring Indicators | Monitoring tools | Implementing Agency | Source of fund |
|---|---|---|---|---|---|---|
| Spatial planning and modernization of Lodwar, Kakuma, Lokichoggio and other upcoming towns within the county | 500M | 5 years | Number of towns with spatial plans. | Final draft plans prepared | Lands, Physical planning and Urban management. | County Government/ Donors |
| Land registration and Demarcation | 1.05M | 5 years | No. Of title deeds issued | Land records of Land owners | Lands, Physical Planning and Urban Management. | County Government/ Donors |

COUNTY ASSEMBLIES FORUM (CAF)
P. O. Box 73552 - 00200,
NAIROBI, KENYA

**Other projects**

| Project Name | Cost estimate (Ksh) | Time Frame | Monitoring Indicators | Monitoring Tools | Implementing Agency | Source of funds | Implementation Status |
|---|---|---|---|---|---|---|---|
| Physical planning and surveying | 1.1B | Five years. | physical development plans produced | No. of plans approved by the County Assembly for implementation | Physical planning dept and survey dept | Turkana County Government | Not yet |
| Acquisitiont/Compansation of Communial land for Public use | 5B | Five Years | Acreage of Land parcels acquired | | Department of adjudication ,survey, physical planning and urban management | Turkana County Government | Not yet |
| Digital Land registration | 65M | Five years | A digital land title deeds database established | Number of Land parcels with Title Deeds | Lands department | Turkana County Government | |
| Production of topographical survey plans | 250M | Five years | Number of plans produced;Area covered | Number of boundaries demarcated. | physical planning | Turkana County Government | Not yet |
| Public awareness and sensitization | 150M | Five years | Number of people sensitized/No. of meetings held. | Level of public awareness on matters dealing with land. | physical planning | Turkana County Government | Not yet |
| To demarcate the perimeter boundaries between urban areas and pastoral land | 200M | Five | Number of demarcated boundary plans produced | No. of boundaries demarcated | Physical Planning | Turkana County Government | Not yet |
| Purchase of technical Equipment, soft wares and vehicles. | 106M | FIVE | Number of vehicles and the various equipment bought | Performance level. Quality of service delivered | Lands, physical planning and urban management dept. | Turkana County Government | Not yet |

COUNTY ASSEMBLIES FORUM (CAF)
P. O. Box 73552 - 00200,
NAIROBI, KENYA

| Project Name | Cost estimate (Ksh) | Time Frame | Monitoring Indicators | Monitoring Tools | Implementing Agency | Source of funds | Implementation Status |
|---|---|---|---|---|---|---|---|
| Urban Areas Management | 1.5B | Five | Number of utilities provided | | Lands, physical planning and urban management dept. | Turkana County Government | Not yet |
| Establish Turkana County boundaries with neigbuoring countries and counties | 4M | Five | Reduced boundary base conflics | | Lands, physical planning and urban management dept. | Turkana County Government | Not yet |
| Formulation of Land Policies and Regulations. | 50M | Five years | Land legislations enacted.<br><br>No. of Land regulations. | No. Of policies formulated and approved. | Lands, physical planning and urban management dept. | Turkana County Government | Not yet |

### 8.3.12. Office of Governor/ Governance

### Flagship Projects and Programmes

| Project Name | Estimated Cost | Time Frame | Monitoring Indicators | Monitoring Tools | Implementing Agency | Source of funds |
|---|---|---|---|---|---|---|
| ISO Certification for Turkana County Government | 150M | 1 Year | Services offered meet international standards | Certificate | SDT | County Government |
| Construction of Governor's official residence | 90M | 1 Year | Official residence completed | Completion report | SDT | County Government |
| Construction of Deputy Governor's residence | 60M | 1 Year | Completion of the residence | Completion report | SDT | County Government |
| Construction of a County Headquarters | 2B | 1 Year | Headquarters Constructed and equipped | Completion report | Finance | County Government |
| Develop a resource mobilization strategy to attract and encourage PPP | 500M | 5 years | Number of Projects under PPP arrangement | Strategy documement | SDT | County Government |

COUNTY ASSEMBLIES FORUM (CAF)
P. O. Box 73552 - 00200,
NAIROBI, KENYA

**Other Proposed Projects**

| Project Name | Estimated Cost | Time Frame | Monitoring Indicators | Monitoring Tools | Implementing Agency | Source of funds |
|---|---|---|---|---|---|---|
| Develop a County Communication's policy guidelines and strategy | 18M | 4 years | Policy and strategy document developed | County Communications Policy Guideline | Strategy Delivery Unit | County Government |
| Establish an ICT platforms in the 7 sub counties | 35M | 4 years | No. of ICT Platforms established | Reports | SDT | County Government |
| Organise Town Hall Meetings | 180M | 4 years | No. of town hall meetings held | Reports | SDT | County Government |
| Establish strategic notice boards in all Wards for posting of public information | 60M | 2 Years | No. of Notice Boards erected | Completion | SDT | County Government |
| Facilitate citizen foras at the Wards | 60M | 4 Years | No. of Citizen Foras Held | Foras held | SDT | County Government |
| Partnership with Local Media Houses | 300M | 5 years | Local media houses partnered with | MOUs, Event Reporting | SDT | County Government |
| Enact legislation to promote open information access | 50M | 5 Years | Legislations Passed | Laws in Place | SDT | County Government |
| Design and distribute appropriate IEC materials | 400M | 5 Years | IEC materials designed and distributed | Reports | SDT | |
| County Civic Education Programme | 750M | 5 years | Civic education events held in the County | Event Reports | SDT | County Government |
| Develop a curriculum for Civic Education | 375M | 5 Years | Civic education programs created | Civic Education Curriculum | SDT | County Government |
| Establish / revive the institution of elders in the 7 sub counties | 55M | 4 years | No. of Peace meetings held | Reports | SDT | County Government |
| Build Capacity of Council of Elders | 50M | 5 Years | Capacity of Elders Developed | Reports | SDT | County Governments |
| Support Victims of raids | 1.25 Billion | 5 Years | Raids and conflict victims supported to resettle | Reports | SDT | County Government PBO Development Partners |

COUNTY ASSEMBLIES FORUM (CAF)
P. O. Box 73552 - 00200,
NAIROBI, KENYA

| Project Name | Estimated Cost | Time Frame | Monitoring Indicators | Monitoring Tools | Implementing Agency | Source of funds |
|---|---|---|---|---|---|---|
| Conduct peace meetings | 150M | 5 Years | Peace meetings held | Reports | SDT | County Government PBO Development Partners |
| Support Peace Caravans | 60M | 5 Years | Peace Caravan meetings supported | Activity Report | SDT | County Government PBO Development Partners |
| Partner with Development partners to mark significant peace dates | 60M | 5 Years | No. of Peace dates supported | Activity Reports | SDT | County Government PBO Development Partners |
| Facilitate Inter-county Peace meetings | 15M | 5 Years | Inter-County peace meetings held | Activity Report | SDT | County Government PBO Development Partners |
| Facilitate Cross Border Engagements meetings | 100M | 5 Years | No. of cross border engagements | Agreements reached | SDT | County Government PBO Development Partners |
| Develop a County Peace and Conflict Engagements | 30M | 3 Years | Peace and Strategy policy document | Policy Document | SDT | County Governments |
| Logistics support | 80M | 3 Years | Supported Given | Event Reports | SDT | County Government |
| Support police to enhance border patrols | 60M | 5 Years | Vehicles Purchased | Money Expended | SDT | County Government |
| Intergovernmental coordination | 100M | 5 Years | Meetings held | Reports Meeting minutes | SDT | County Government |
| Bills and Legislations | 25M | 5 Years | No. of Bills passed | Hansards | SDT | County Government |
| Establish a legal framework | 35M | 5 Years | County Government | Policy Documents | SDT | County Government |

COUNTY ASSEMBLIES FORUM (CAF)
P. O. Box 73552 - 00200,
NAIROBI, KENYA

| Project Name | Estimated Cost | Time Frame | Monitoring Indicators | Monitoring Tools | Implementing Agency | Source of funds |
|---|---|---|---|---|---|---|
| | | | Legal framework | | | |
| Harmonise relevant County and National Legislations | 25M | 5 Years | Harmonised Laws | Harmonised relevant laws | SDT | County Governments |
| Recruit / Hire Law drafters | 50M | 5 Years | Services Received | Laws drafted | SDT | County Governments |
| Implementation of Laws | 50M | 5 Years | Laws Implemented | Implementation reports | SDT | County Governments |
| Further decentralization of legal services to sub counties and Wards | 50M | 5 Years | Legal services offered at the Sub-County and Wards | Reports | SDT | County Governments |
| Repair and equip offices | 20M | 2 Years | No. of Office repaired Furniture bought | Expenses | SDT | County Governments |
| County Bilateral agreements and engagements | 250M | 5 Years | No. of new investors | MOUs | SDT | County Government |
| Organise Investment Forums | 500M | 5 Years | Exposure tours conducted | Reports MOUs | SDT | County Government PBO Development Partners |
| Exposure tours | 50M | 5 Years | No. of Exposure tours conducted | Reports | SDT | County Government PBO Development Partners |
| Coordinate Donor Investment Meetings | 25M | 5 Years | No. of meetings held | Reports | SDT | County Governments |
| Attend Council of Governor's Meeting | 250M | 5 Years | Meetings attended | Reports Minutes | SDT | County Government |
| Attend Intergovernmental/ inter-county consultative meetings and fora | 150M | 5 Year | Meetings attended | Reports Minutes | SDT | County Governments |
| Governor's Award | 500M | 5 Years | Award given | Event celebration | SDT | County Government |
| Office Coordination | 110M | 5 Years | Smooth running of office | Operation's reports | SDT | County Governments |

COUNTY ASSEMBLIES FORUM (CAF)
P. O. Box 73552 - 00200,
NAIROBI, KENYA

| Project Name | Estimated Cost | Time Frame | Monitoring Indicators | Monitoring Tools | Implementing Agency | Source of funds |
|---|---|---|---|---|---|---|
| Field project visits | 50M | 5 Years | No. of field Visits | Field Reports | SDT | County Government |
| Building capacity of Key senior public servants | 75M | 5 Years | No. of Trainings No. of Public Officers trained | Induction Reports | SDT | County Government |
| Turkana Leaders Consultative Meetings | 500M | 5 Years | Consultative meetings held | Minutes | SDT | County Government |
| **DEPUTY GOVERNOR'S OFFICE** | | | | | | |
| Develop a policy guidelines to streamline Development partners operations | 16M | 5 Years | Policy Guideline developed | Policy document | SDT | County Government |
| Draft a Memorandum of Understanding to be signed by all PBO wishing to work in the County | 35M | 5 Years | No. of PBO with MOU | MOU | SDT | County Government |
| Develop legislation to Create a County Steering and Coordination Team | 25M | 5 Years | County Steering and Coordination team in place | Legislation developed | SDT | County Government |
| Conduct Joint Project Monitoring and Evaluation Plans | 25M | 5 Years | No. of Joint Monitoring and Evaluation trips | Reports | SDT | County Government |
| Conduct Periodic Internal Audits | 250M | 5 Years | Periodic audits conducted | Audit Reports | SDT | County Government |
| Project Field Visits | 100M | 5 Years | Field Visits conducted | Field Reports | SDT | County Government |
| Assess, analyse and review present local revenue base/ sources | 25M | 5 Years | Source of Revenue base matrix | Local resources sources reports | SDT | County Government |
| Expand Local revenue sources | 35M | 5 Years | No. of additional sources of revenue | Report on local sources | SDT | County Government |
| Develop a local revenue mobilization and monitoring tool | 35M | 5 Years | Local Resource mobilization and monitoring tool | Efficient mobilization and monitoring of local resources | SDT | County Government |
| Building capacity of revenue staff | 75M | 5 Years | No. of staff trained | Training reports | SDT | County Government |
| Provision of Monthly local revenue | 25M | 5 Year | Improved | Monthly County | SDT | County |

COUNTY ASSEMBLIES FORUM (CAF)
P. O. Box 73552 - 00200,
NAIROBI, KENYA

| Project Name | Estimated Cost | Time Frame | Monitoring Indicators | Monitoring Tools | Implementing Agency | Source of funds |
|---|---|---|---|---|---|---|
| collection reports | | | collection of local revenue | Income reports | | Government |

### 8.3.13. County Assembly

## Proposed Projects and Programmes

| Project Name | Cost estimate (Ksh) | Time Frame | Monitoring Indicators | Monitoring Tools | Implementing Agency | Source of funds | Implementation Status |
|---|---|---|---|---|---|---|---|
| Construction of a modern county assembly | 418M | 5 Years | Complete and operational assembly | Progress reports | County assembly | CGT allocation for the county assembly | Proposed |
| Establishment of County Assembly Service Board | 20M | 1 year | No.of staff in the board recruited | | County assembly | CGT allocation for the county assembly | |
| Official residence of the speaker of the county assembly | 30M | 1 year | Completed residence | | | | |
| Institute a provident fund scheme/SACCO. | 70M | 5years | Contribution to pension scheme | Payroll(if deducted) Statements from the contracted agency | County assembly | Employees and the county assembly | proposed |
| Establishment of oversight offices within the county assembly | 20M | 2 Years | | | | | |
| Training and skills development | 58M | 5years | No. of trained staff and members of the county assembly | Members conversant with standing orders | Institute of parliamentary studies Other external trainers | County Assembly | In progress |
| Capacity on accounting and control measures IFMIS, PFM ( Hardware and software) | 18M | 5Years | Functional system in place | Audit reports | Central government in provision of the | County Assembly | proposed |

COUNTY ASSEMBLIES FORUM (CAF)
P. O. Box 73552 - 00200,
NAIROBI, KENYA

| | | | | | | | |
|---|---|---|---|---|---|---|---|
| | | | | | software | | |
| Establish access to external professional advice on the budget | 15M | 5years | Trainings held<br>Budget prepared for the fiscal year 2013/2014 | Progress reports<br>Summons held on alterations of the budget | External trainers<br>Centre for parliamentary studies | County Assembly | In progress |
| Develop an integrated research service and operational framework | 44M | 2013/2014 | Plan to recruit<br>Internal document for engagement | | County assembly | County assembly | proposed |
| Digitize operations of the county assembly and automate library services | 14M | 2013/2014 | ICT department in place<br>County assembly papers computerised<br>Number of staff recruited | Progress reports | County Assembly | County Assembly | proposed |
| Build a people's assembly that allows for the involvement of the public | 30M | 5Years | Number live broadcast of House proceedings<br>Frequency of engaging in media and communication<br>Planned activities in Public Social Responsibility activities | Frequency of sessions aired on radio stations | Hansard Department | County Assembly | In progress |
| Ensure that adequate resources are available to meet<br>the capital and operational expenditures | 14M | 5Years | The procurement committee in place<br>Engagement of funds transferre | Audit<br>Track Expenditures<br>Reports | County Assembly | County Assembly | In Progress |

COUNTY ASSEMBLIES FORUM (CAF)
P. O. Box 73552 - 00200,
NAIROBI, KENYA

# 9 APPENDICES

## 9.1 County Fact Sheet

| INFORMATION CATEGORY | | STATISTIC |
|---|---|---|
| **County Area:** | | |
| Total area $KM^2$ | | 77,000$KM^2$ |
| Water mass $KM^2$ | | 6,405 |
| Gazetted Forests $KM^2$ | | 0 |
| Non-gazetted Forests (Ha) | | 20,000 |
| National Parks/Reserves | | 2 |
| Arable land Ha | | 2,500,000 |
| Non-arable land $KM^2$ | | 4,368,030 |
| Total urban areas $KM^2$ | | 2,204.3 |
| No. of towns with population of over 2000 people | | 67 |
| Proportion of county to land area of Kenya (%) | | 11.81 |
| Rank in terms of size to other counties | | 2 |
| **Topography and climate** | | |
| Lowest altitude (M) | | 120 |
| Highest (M) | | 1,800 |
| Temperature range: | | |
| | High | $41^0$ c |
| | Low | $20^0$ c |
| | Average temperature | $30^0$ c |
| Rainfall: | | |
| | High (mm) | 500 |
| | Low (mm) | 52 |
| Average relative humidity (%) | | 45 |
| Wind speed (Km/hr) Knots | | 9 |
| **Demographic profiles** | | |
| Total population( 2012) | | 1,036,586 |
| Total male population | | 539,342 |
| Total female population | | 497,244 |
| Dependency ratio (%) | | 31 |
| Sex ratio (M:F) | | 1: 0.9 |
| Projected population: | | |
| | Year 2015 | 1,256,152 |
| | Year 2017 | 1,427,797 |

COUNTY ASSEMBLIES FORUM (CAF)
P. O. Box 73552 - 00200,
NAIROBI, KENYA

| INFORMATION CATEGORY | | STATISTIC |
|---|---|---|
| Infant population: KPHC 2009 | | |
| | Female | 7,649 |
| | Male | 7,881 |
| | Total | **15,530** |
| Population under five: KPHC 2009 | | |
| | Female | 54,049 |
| | Male | 57,530 |
| | Total | **111,579** |
| Primary school age group(6-13 Yrs) KPHC 2009 | | |
| | Female | 111,089 |
| | Male | 123,970 |
| | Total | **235,059** |
| Secondary School age group(14-17 Yrs) KPHC 2009 | | |
| | Female | 39,103 |
| | Male | 50,279 |
| | Total | **89,382** |
| Youth population (15-29 Yrs) KPHC 2009 | | |
| | Female | 120,306 |
| | Male | 140,694 |
| | Total | **261,000** |
| Labour force ( 15-64 Yrs) | | |
| | Female | 214,133 |
| | Male | 227,846 |
| | Total | **441,979** |
| Reproductive age group( 15-49 Yrs) 2009 | Female | 192,737 |
| | Male | 205,733 |
| | Total | **398,470** |
| Aged population ( 65 + Yrs) KPHC 2009 | | |
| | Female | 9,398 |
| | Male | 10,401 |
| | Total | **19,799** |
| Eligible voting population ( 18 +Yrs) KPHC 2009 | | |
| | Male | 238,247 |
| | Female | 223,531 |
| | Total (County) | **461,778** |
| Urban Population: KPHC 2009 | | |
| | Female | 46543 |
| | Male | 48482 |

COUNTY ASSEMBLIES FORUM (CAF)
P. O. Box 73552 - 00200,
NAIROBI, KENYA

| INFORMATION CATEGORY | | STATISTIC |
|---|---|---|
| | Total | **95,025** |
| Rural Population: KPHC 2009 | | |
| | Female | 363787 |
| | Male | 396587 |
| | Total | **760374** |
| Population density: | | |
| | Highest | 420 |
| | Lowest | 1 |
| | County | 15 |
| Crude Birth rate | | 443/1000 |
| Crude Death rate | | 8.1/1000 |
| Infant Mortality Rate (IMR) | | 66/1000 |
| Neo-Natal Mortality Rate (NNMR) | | 80/1000 |
| Child Mortality Rate (CMR) | | 14.6/1000 |
| Under Five Mortality Rate (U5MR) | | 117/10000 |
| Life expectancy: Male<br>Female | | 54.8<br>59.1 |
| Total number of households | | 123,191 |
| Average household size | | 6.9 |
| Female headed households | | |
| Male headed household | | |
| Children in need of special protection: | | |
| | Orphans | 19,000 |
| Physically disabled persons (No.)- all types of disabilities | | 25,509 |
| **Poverty Indicators** | | |
| Absolute poverty: | | |
| | Percentage (%) | 92 |
| | Number | 776,702 |
| Contribution to national poverty (%) | | 1.3 |
| Urban poor: | | |
| | Percentage (%) | 60.2 |
| | Number | 106,125 |
| Rural poor: | | |
| | Percentage (%) | 59.3 |
| | Number | 182,842 |
| Food poverty: | | |
| | Percentage | 72.7 |
| | Number | 621,875 |

COUNTY ASSEMBLIES FORUM (CAF)
P. O. Box 73552 - 00200,
NAIROBI, KENYA

| INFORMATION CATEGORY | STATISTIC |
|---|---|
| Income per capita Kshs) | 913 |
| Sectoral contribution to household income (%) | |
| Agriculture, forestry, fishing and Mining | 88 |
| **Crop farming:** | |
| Average farm size (Small scale) in ha | 0.8 |
| Average farm size (Large scale) in ha | 2.0 |
| Percentage of farmers with title deeds | 0 |
| Total acreage under food crops (Ha) | 5739 |
| Total acreage under cash crops (Ha) | 0 |
| Total acreage under soil/land conservation | 0 |
| Total acreage under farm forestry | 0 |
| Total acreage under organic farming | 0 |
| Main storage facilities | Improved granaries, stores |
| On—farm | Improved granaries, stores |
| Off-farm (Commercial) | Godowns, Silos (Cereals Board) |
| Population working in agriculture | 120,226 |
| **Livestock farming:** | |
| Number of Ranches | |
| Company ranches | 0 |
| Group ranches | 0 |
| Total | 0 |
| Average size of ranches | NIL |
| Main livestock bred and their numbers: | |
| Cattle | 1,534,612 |
| Sheep | 3,517,151 |
| Goats | 5,994,861 |
| Camels | 832,462 |
| Poultry | 180,793 |
| Land carrying capacity/Ha | 5.3 -13.9 |
| Total No. of ranches | 0 |
| Beekeeping apiaries(bee hives) | 32,581 |
| Bee hives | 19,205 |
| Milk production: | |
| Quantity (Litres) | 77,783,164.5 |
| Value (Kshs.) | 1,169,161,575 |
| Beef production: | |

COUNTY ASSEMBLIES FORUM (CAF)
P. O. Box 73552 - 00200,
NAIROBI, KENYA

| INFORMATION CATEGORY | | STATISTIC |
|---|---|---|
| | Quantity (KGs) | 671,028,420 |
| | Value (Kshs.) | 199,678,000 |
| Mutton Production: | | |
| | Quantity (KGs) | 10,600,000 |
| | Value (Kshs.) | 77,184,000 |
| Poultry meat Production: | | |
| | Quantity (KGs) | 3,850.50 |
| | Value (Kshs.) | 673,838 |
| Honey Production: Quantity; tonnage | | 90,000 |
| | Value | 1,800,000 |
| **Fisheries production:** | | |
| Fishermen (No.) | | 7,300 |
| Fish farm families (No.) | | 800 |
| Fish ponds | | 1 |
| Area of fish ponds $M^2$ | | 0 |
| Main species of fish catch: | | Nile Perch<br>Barbus<br>Labeo<br>Tilapia |
| | Fish catch types (MT p.a) | 3400 |
| Landing beaches (No.) | | 23 |
| Fishing gear (No.): | | |
| | Fishing nets: | 54,000 |
| | Hooks: | 44,500 |
| | Traps: | 300 |
| | Boats | 1205 |
| Fish harvest: | | |
| | Weight (MT p.a) | 8,500 |
| **Wildlife Resources** | | |
| Animal types: Crocodiles | | 1700 |
| | Elephants | 280 |
| | Jackals | 150 |
| | Hyenas | 250 |
| Buffaloes | | 200 |
| | Flamingoes | 2000 |
| Jackals and water falls | | > 250 |
| | Leopards | 20 |
| | Gazelles | 1500 |

COUNTY ASSEMBLIES FORUM (CAF)
P. O. Box 73552 - 00200,
NAIROBI, KENYA

| INFORMATION CATEGORY | STATISTIC |
|---|---|
| Wildlife estates-private, | 0 |
| Staff of KWS, camps | 62 |
| Parks | 3 |
| **Forestry** | |
| No. of gazetted forests | 0 |
| No. of non-gazetted forests | 0 |
| Size of gazetted forests $KM^2$ | 0 |
| Size of non-gazetted forests $KM^2$ | Not applicable |
| Main forest products: | Charcoal<br>Gums<br>Resins(Aloe)<br>Makuti<br>Firewood |
| No. of people engaged in forestry | 0 |
| Annual seedlings production | 150,000 |
| Farms engaged in farm forestry | 0 |
| Average no. of trees per farm | 0 |
| Non-timber forest products harvested | 0 |
| Community Forest Associations (CFA) established | 0 |
| Quantity of timber produced | 0 |
| **Environment** | |
| EIAs endorsed (No.) | 47 |
| Environment audits executed | 0 |
| Solid waste management sites | 0 |
| Hill tops and slopes and mountain areas protected | 0 |
| Rivers, lakes and wetlands protected | 1 |
| Number of coastal sites protected | 0 |
| Number of quarry sites renovated | 0 |
| Number of climate change adaptation projects/programmes | 0 |
| **Cooperatives** | |
| No. of cooperative societies | 20 |
| SACCOs | 6 |
| Marketing societies | 14 |

COUNTY ASSEMBLIES FORUM (CAF)
P. O. Box 73552 - 00200,
NAIROBI, KENYA

| INFORMATION CATEGORY | STATISTIC |
|---|---|
| Active cooperative societies | 6 |
| Dormant cooperative societies | 7 |
| Collapsed societies | 7 |
| Total registered membership | 8,900 |
| SACCOs | 491 |
| Marketing societies | 7,729 |
| Total turn-over (Kshs.) | 1,268,974 |
| SACCOS | 614,274 |
| Marketing societies | 654,700 |
| **Health** | |
| Number of health posts: | |
| District hospitals | 2 |
| Sub-district hospitals | 5 |
| Hospitals (Mission/NGO) | 2 |
| Hospitals (Private) | 0 |
| Nursing homes (Private) | 0 |
| Health centres (Public) | 9 |
| Health centres (Private) | 1 |
| Dispensaries (Public) | 71 |
| Dispensaries (Mission/NGO) | 32 |
| Private clinics | 17 |
| Beds capacity: | 914 |
| Average distance to health facility(Km) | 50 |
| Doctor/population ratio | 1:70,000 |
| Nurse/ population ratio | 1:5,200 |
| HIV prevalence (%) | 6.9 |
| Children vaccination (%) | 35.3 |
| Contraceptive acceptance (%) | 11 |
| Antenatal care (ANC) (%) | 50 |
| Place of Delivery (%): | |
| Hospital | 2.4 |
| Health Centre | 1.5 |
| Dispensary/clinic | 2.1 |
| Maternity home | 0 |
| At home | 94.0 |
| Delivery Assistant (%): | |
| Doctor | 0 |
| Midwife/nurse | 5.9 |

COUNTY ASSEMBLIES FORUM (CAF)
P. O. Box 73552 - 00200,
NAIROBI, KENYA

| INFORMATION CATEGORY | STATISTIC |
|---|---|
| TBA | 54 |
| Trained TBA | 0.4 |
| Self | 39.7 |
| Other | 0 |
| Morbidity Rates (%): | |
| Male | 41.6 |
| Female | 48.2 |
| Total (County | 44.8 |
| Malaria Control: | |
| Children under 5 who sleep under bed net (%): | |
| Untreated net | 7.7 |
| Treated net | 1.2 |
| Five most prevalent diseases (%): | |
| Malaria/fever | 41.8 |
| Diarrhoea | 2.6 |
| Stomach-ache | 6.0 |
| Respiratory Diseases | |
| Upper | 18.5 |
| Lower | 1.7 |
| Flu, etc | 8.5 |
| **Education** | |
| **Pre-school:** | |
| No. of ECD centres | 662 |
| No. of ECD teachers | 662 |
| Teacher/pupil ratio | 1:152 |
| Total enrolment Boys<br>Girls<br>Total | 60,094<br>41,000<br>101,094 |
| Drop-out rate (%) | 33 |
| Average years of attendance | 2 |
| **Primary school:** | |
| Number of primary schools | 315 |
| Number of teachers | 1324 |
| Teacher/pupil ratio | 1:64 |
| Drop-out rate (%) | 46 |
| Enrolment rates (%) | 30 |

COUNTY ASSEMBLIES FORUM (CAF)
P. O. Box 73552 - 00200,
NAIROBI, KENYA

| INFORMATION CATEGORY | STATISTIC |
|---|---|
| Average years of attendance | 10 |
| Transition rates (%) | 30 |
| Gross Enrolment Ratio | 67 |
| Net Enrolment Ratio | 40 |
| Communities' distribution by distance to nearest public primary school (%): | |
| 0 – 1KM | 18.3 |
| 1.1 – 4.9KM | 0 |
| 5KM and more | 81.3 |
| **Secondary schools:** | |
| Number of secondary schools | 32 |
| Number of teachers | 225 |
| Teacher/student ratio | 1:45 |
| Total enrolment : Boys<br>Girls<br>Total | 2,956<br>1,545<br>4,501 |
| Drop-out rate (%) | 8 |
| Average years of attendance | 4 |
| Gross Attendance ratio | 3.1 |
| Net Attendance ratio | 0 |
| Communities distribution by distance to nearest public secondary school | |
| 0 – 1KM | 10.3 |
| 1.1 – 4.9KM | 4.4 |
| 5KM and more | 85.2 |
| **Tertiary institutions:** | |
| Science & Technology Institutes (No.) | 1 |
| Other Public Colleges (No.) | 2 |
| Youth Poly techniques | 1 |
| Private Accredited colleges | 0 |
| Private Non accredited college | 2 |
| **Literacy: (Population aged 15+)** | |
| Ability to read: | |
| Can read (%) | 21.9 |
| Cannot read (%) | 77.9 |
| Ability to write: | |

COUNTY ASSEMBLIES FORUM (CAF)
P. O. Box 73552 - 00200,
NAIROBI, KENYA

| INFORMATION CATEGORY | STATISTIC |
|---|---|
| Can write (%) | 19.6 |
| Cannot write (%) | 80.1 |
| Ability to read and write: | |
| Can read and write (%) | 22.2 |
| Cannot read & write (%) | 79.25 |
| **Water and sanitation** | |
| Households with access to piped water | 10,875 |
| HH with access to portable water | 33,237 |
| No. of permanent rivers | 1 |
| No. of shallow wells | 531 |
| No. of protected springs | 10 |
| No. of un-protected springs | 35 |
| No. of water pans | 64 |
| No. of dams | 35 |
| No. of boreholes | 511 |
| HH with roof catchment systems | 5,819 |
| Mean distance to nearest water point (Km) | 12 |
| Percentage distribution of households by source of safe drinking water. | |
| Safe source | 34.3 |
| Unsafe source | 65.7 |
| Not stated | 0 |
| Household's distribution by time taken (minutes, one way) to fetch drinking water (%) | |
| 0 | 0 |
| 1 – 4 | 0.9 |
| 5 – 14 | 11.8 |
| 15 – 29 | 17.9 |
| 30 – 59 | 30 |
| 60+ | 29.5 |
| Number of Water Resource User Associations (WRUA) established | 25 |
| No. of Households with latrines | 22,820 |
| Community distribution by type of main toilet facility (%): | |
| Flush toilet | 1 |
| VIP Latrine | 6 |
| PIT Latrine | 17.7 |
| Uncovered Pit Latrine | 4.6 |
| Covered Pit Latrine | 6.2 |

COUNTY ASSEMBLIES FORUM (CAF)
P. O. Box 73552 - 00200,
NAIROBI, KENYA

| INFORMATION CATEGORY | STATISTIC |
|---|---|
| Bucket | 0 |
| Other | 0 |
| None | 89.1 |
| Community distribution by type of waste/garbage disposal (%): | |
| Collected by Local Authority | 0.2 |
| Collected by Private Firm | 0 |
| Garbage pit | -? |
| Burning | 97.3 |
| Public garbage heap | 2.5 |
| Farm garden | 0 |
| Neighborhood community group | 0 |
| **Energy** | |
| Trading centres with electricity | 3 |
| Health facilities with electricity | 25 |
| HH distribution by main cooking fuel (%) | |
| Collected firewood | 80.5 |
| Purchased firewood | 8.5 |
| Grass | 0 |
| Paraffin | 0 |
| Electricity | 0 |
| Gas (LPG) | 0 |
| Charcoal | 9.3 |
| Biomass Residue | 0 |
| Biogas | 0 |
| Other | 1.7 |
| HH distribution by main lighting fuel (%) | |
| Collected firewood | 50 |
| Purchased firewood | 1.5 |
| Grass | 0 |
| Paraffin | 20 |
| Electricity | 10 |
| Solar | 5 |
| Gas (LPG) | 0 |
| Dry cell (torch) | 12.5 |
| Candles | 1 |
| Biogas | 0 |
| Households' distribution by cooking appliance type: (%) | |
| Traditional stone fire | 85.9 |

COUNTY ASSEMBLIES FORUM (CAF)
P. O. Box 73552 - 00200,
NAIROBI, KENYA

| INFORMATION CATEGORY | STATISTIC |
|---|---|
| Improved traditional stone fire | 0 |
| Ordinary Jiko | 11 |
| Improved Jiko | 0.9 |
| Kerosene stove | 1.8 |
| Gas cooker | 0.4 |
| Electric cooker | 0 |
| Other | 0 |
| Institutions (schools, hospitals, prisons) using solar energy | 120 |
| **Transport & Communication** | |
| Road length (KM) | |
| Bitumen surface | 504.5 |
| Gravel surface | 586.7 |
| Earth surface | 2283.9 |
| Airports | 1 |
| Airstrips | 22 |
| No. of Telephone connections | 460 |
| Mobile network coverage (%) | 25 |
| No. of private courier services | 4 |
| Number of Post offices | 5 |
| **Wholesale and Retail Trade & Industry** | |
| Trading centres (No.) | 80 |
| Registered retail traders (No.) | 1,530 |
| Registered wholesale traders (No.) | 41 |
| **Industry** | |
| Jua Kali Associations | 1 |
| Jua Kali Artisans | 60 |
| **Tourism** | |
| Hotels by category: | |
| Unclassified hotels | 60 |
| Bars and restaurants | 32 |
| **Financial Services** | |
| Commercial banks | 3 |
| Micro-finance Institutions | 2 |

COUNTY ASSEMBLIES FORUM (CAF)
P. O. Box 73552 - 00200,
NAIROBI, KENYA

# County Integrated Development Plan (CIDP)

## 2013 - 2017

Turkana County Government
P.O. Box 11, 30500,
Lodwar