COUNTY ASSEMBLIES FORUM (CAF)
P. O. Box 73552 - 00200,
NAIROBI, KENYA

TURKANA COUNTY GOVERNMENT
FINANCE AND ECONOMIC PLANNING

COUNTY FISCAL STRATEGY PAPER

FY 2025/26

FEBRUARY 2025

COUNTY ASSEMBLIES FORUM (CAF)
P. O. Box 73552 - 00200,
NAIROBI, KENYA

© Turkana County Fiscal Strategy Paper (CFSP) 2025

To obtain copies of the document, please contact:

Chief Officer - Department of Economic Planning
Office of the Executive – Finance and Economic
PlanningCounty Treasury
P. O. Box 11-30500
LODWAR, KENYA

COUNTY ASSEMBLIES FORUM (CAF)
P. O. Box 73552 - 00200,
NAIROBI, KENYA

The document is also available on the county's website at: www.turkana.go.ke

Table of Contents

FOREWORD *6*
ACKNOWLEDGEMENT *7*
ABBREVIATIONS AND ACRONYMS *8*
Legal Basis for the Publication of the County Fiscal Strategy Paper 9
Fiscal Responsibility Principles in the Public Financial Management Law 10
Participation/Sector Hearings and Involvement of Stakeholders 11
CHAPTER ONE *12*
INTRODUCTION *12*
Overview 12
Organization of the paper 12
CHAPTER TWO *13*
RECENT GLOBAL AND NATIONAL ECONOMIC DEVELOPMENTS AND MEDIUM-TERM OUTLOOK *13*
Overview 13
Kenya's Economic Developments and Macro-Economic Indicators 14
CHAPTER THREE *33*
COUNTY DEVELOPMENT PRIORITIES FOR THE MEDIUM TERM *33*
Introduction 33
a) Water 33
b) Food Security 33
c) Health Services and Sanitation 33
d) Revitalizing Education and Child Protection 34
e) Land, Minerals and Natural Resources Management 34
f) Trade, Industries and Enterprise Development 34
g) Peace Building and Conflict Resolution 34
h) Wealth Creation/County Revenue Enhancement 35
i) Collaboration and Strategic Partnerships 35
MTEF SECTOR *35*
1.Administration and Governance Sector 35
1.1 Governance 35

COUNTY ASSEMBLIES FORUM (CAF)
P. O. Box 73552 - 00200,
NAIROBI, KENYA

1.2 Deputy Governor 36
1.3 Office of the County Attorney 36
1.4 Finance and Economic Planning 36
1.5 County Assembly 37
1.6 Turkana County Public Service Board 37
1.7 Public Service, Administration and Disaster Management 37
2.1 Water Services 37
2.2 Infrastructure, Transport and Public Works 38

3.Health Sector 40
3.1 Health Services and Sanitation 40

4. Education and Social Protection 40
4.1 Education, Sports and Social Protection 40

5. General Economic and Commercial Affairs Sector 41
5.1 Trade, Gender and Youth Affairs 42
5.2 Tourism, Culture and Natural Resources 42

6.Agriculture Rural and Urban Development Sector 42
6.1 Agriculture Pastoral Economy and Fisheries 43
6.2 Lands, Energy, Housing and Urban Areas Management 44

CHAPTER 4 45

BUDGET FRAMEWORK FY 2025/2026 45

Fiscal Framework Summary 45

Fiscal Performance. 45

Analysis of Revenue Collection Per Year 50

County Exchequer Releases 51

Absorption rates 51

Pending Bills 53

Proposed Vertical Division of Revenue for FY 2024/25 53

Horizontal Division of Revenue among Counties 54

MTEF Projection of Revenue by Source for County Government of Turkana 55

Own Source Revenue Projections 55

Resource Requirements for all County Sectors. 57

Criteria for the Determination of Ceilings for Departments 58

CHAPTER FIVE 67

FISCAL FRAMEWORK, 2025 67

Fiscal Implications 67

Fiscal Responsibility 67

Compliance with Fiscal Responsibility Principles 68

External Funding 68

COUNTY ASSEMBLIES FORUM (CAF)
P. O. Box 73552 - 00200,
NAIROBI, KENYA

Fiscal Structural Reforms 69
Risks 69
OSR Shortfall 71
ANNEX 1: LIST OF STALLED PROJECTS *72*

COUNTY ASSEMBLIES FORUM (CAF)
P. O. Box 73552 - 00200,
NAIROBI, KENYA

FOREWORD

The Turkana County Fiscal Strategy Paper (CFSP) 2025 is a policy document which has outlined strategic priorities and policy goals for the progressive realisation of H.E Governor Jeremiah Ekamais Lomorukai Napotikan's 9-Point Agenda with emphasis on food security, water as a universal right, revenue enhancement, public private partnerships, health care, education and partnerships building over the medium-term period. The document generally sets out the county's sectoral policy goals and strategic priorities which will be the basis for the formulation of the County's Financial Year 2025/2026 budget estimates expenditure, revenues and the medium-term projections. These priorities are based on and have been outlined in the Annual Development Plan (ADP) 2025-2026, the third generation County Integrated Development Plan (CIDP) 2023-2027, the Medium Term Plan (MTP) IV,the Bottom-up Economic Transformation Agenda (BETA) and the Kenya Vision 2030.

The paper is a build-up on the County Budget Review and Outlook Paper (CBROP) 2024, wherefrom the performance of the previous FY 2023/2024 has been examined and reviewed. The document has furthermore given a global and local medium term outlook in addition to providing sector budget ceilings that will inform budget estimates for the next financial year.

The main sources of the county's revenue for the next financial year and in the medium term, is expected to be equitable share, conditional grants, local revenue collections and development partners donor funding. According to the Commission on Revenue Allocation recommendation and the draft County Allocation of Revenue Bill 2025, Turkana County is expected to receive approximately **KES 13.8** billion as Equitable Share though the Fourth basis framework formular used to allocate revenue to counties is currently under contestation. The Own Source Revenue is expected to be in the region of **KES 380M**. We expect to receive grants worth **KES 2.99** billion from development partners.

The expected revenue is not adequate enough to fund the priorities for next financial year as outlined in the Sector Working Group reports. According to the resource requirements for all sectors, we require approximately **KES 28.3 billion** to fund sectors priorities yet we anticipate to receive **KES 17.1 billion,**implying a glaring deficit of **KES 11.2** billion. We have prioritized completion and operationalization of stalled projects spread across the County and the County Treasury has proposed a ward development allocation of **KES 1.5 billion** for the completion of these projects . We are minimizing creation of new projects because Equalization fund and other development partners are creating and implementing new projects across all wards.We shall continue with progressive payments of accumulated pending bills that have been verified and audited.We have allocated **KES 750 Million** for the settlement of pending bills. We have provided resources for grants counter funding. We have allocated and ring fenced resources for the provision of the most critical goods and services.We have allocated **KES 320M** for Lodwar Level B Hospital, which is an ongoing multi year flagship project.The recent suspension of the USAID aid programmes is expected to result into increased demand for more resources allocation to the medical sector to plug in the gap in terms of personnel costs, medical supplies, nutrition, WASH and medical facilities operations.

Dr. Michael Eregae, County Executive Committee Member – Finance & Economic Planning

COUNTY ASSEMBLIES FORUM (CAF)
P. O. Box 73552 - 00200,
NAIROBI, KENYA

ACKNOWLEDGEMENT

The County Fiscal Strategy Paper (CFSP) 2025 is prepared pursuant to the provisions of the Public Finance Management Act, 2012. Substantive effort, time and dedication has been expended in the drafting and consolidation of the paper. The main objective of the document is to highlight broad priorities, policy goals, fiscal strategies and plans the County Government has put in place to continuing financing programmes for the realization of the 9-point agenda for the period FY 2025/26. It will be very important at this point to highlight that, in the allocation of resources for the fiscal period, various factors were considered and more importantly the pressing needs of the county residents.

I take this opportunity to sincerely thank the general public and all interested groups who participated fully towards finalization of this document. Your invaluable contributions helped to shape this document. We are grateful and indebted to our County Executive Committee Member for Finance and Economic Planning for his guidance, leadership and counsel in the development of this document. My sincere gratitude goes to my colleague Chief Officers, the CFSP secretariat and the departmental staff for their contributions, dedication and support that seamlessly enabled timely conclusion of this document. Equally, we once again value the useful inputs we received from the public when we undertook consultations through public participation in line with the requirements of the Public Finance Management Act, 2012 and the Constitution. Those inputs are submitted alongside this document.



Samwel Ekale
Chief Officer – Economic Planning

COUNTY ASSEMBLIES FORUM (CAF)
P. O. Box 73552 - 00200,
NAIROBI, KENYA

ABBREVIATIONS AND ACRONYMS

AIDS	Acquired Immune Deficiency Syndrome
BPS	Budget Policy Statement
CBEF	County Budget Economic Forum
CBROP	County Budget Review and Outlook Paper
CFSP	County Fiscal Strategy Paper
CIDP	County Integrated Development Plan
COB	Controller of Budget
EAC	East Africa Community
ECDE	Early Childhood Development Education
EGPAF	Elizabeth Glaser Pediatric AIDS Foundation
FCDC	Frontier Counties Development Council
FY	Financial Year
GIZ	The Deutsche Gesellschaft für Internationale
GPRS	General Packet Radio Services
HIV	Human Immunodeficiency Virus
HRM/D	Human Resource Management Development Plans
ICT	Information and Communications Technology
IFMIS	The Integrated Financial Management and Information System
KQMH	Kenya Quality Model for Health
KSHs	Kenyan Shillings
LAPSSET	Lamu Port South Sudan Ethiopia Transport
MCA	Member of County Assembly
MOU	Memorandum of Understanding
MSMEs	Micro, Small & Medium Enterprises
MTEF	Medium Term Expenditure Framework
MTP	Medium Term Plan
NG	National Government
OSR	Own Source Revenue
PDPs	Part Development Plans
PFM	Public Finance Management
PWDs	Persons With Disabilities
SACCOS	Savings and Credit Cooperative Organizations
SOPs	Standard Operating Procedures
SRC	Salaries and Remuneration Commission
SWG	Sector Working Groups
TB	Tuberculosis
TCG	Turkana County Government
UN	United Nations

COUNTY ASSEMBLIES FORUM (CAF)
P. O. Box 73552 - 00200,
NAIROBI, KENYA

Legal Basis for the Publication of the County Fiscal Strategy Paper

The County Fiscal Strategy Paper is published in accordance with Section 117 of the PublicFinance Management Act, 2012. The law states that:

1. The County Treasury shall prepare and submit to County Executive Committee the County Fiscal Strategy Paper for approval and the County Treasury shall submit the approved Fiscal Strategy Paper to the county assembly, by 28th February of each year.
2. The County Treasury shall align its County Fiscal Strategy Paper with the national objectives in the Budget Policy Statement.
3. In preparing the County Fiscal Strategy Paper, the County Treasury shall specify the broad strategic priorities and policy goals that will guide the county government in preparing their budget both for the coming financial year and over the medium term.
4. The county treasury shall include in its County Fiscal Strategy Paper the financial outlook with respect to county government revenues, expenditures and borrowing for the coming financial year and over the medium term.
5. In preparing the County Fiscal Strategy Paper, the County Treasury shall seek and take into account the views of -
    a) the commission of revenue allocation;
    b) the public;
    c) the interested persons or groups; and
    d) any other forum that is established by legislation.
6. Not later than fourteen days after submitting the County Fiscal Strategy Paper to the county assembly, the county assembly shall consider and may adopt it with or without amendments.
7. The County Treasury shall consider any recommendations made by the county assembly when finalizing the budget proposal for the financial year concerned.
8. The County Treasury shall publish and publicize the County Fiscal Strategy Paper within seven days after it has been submitted to the county assembly.

COUNTY ASSEMBLIES FORUM (CAF)
P. O. Box 73552 - 00200,
NAIROBI, KENYA

Fiscal Responsibility Principles in the Public Financial Management Law

In line with the Constitution, the Public Financial Management (PFM) Act, 2012, sets out the fiscal responsibility principles to ensure prudency and transparency in the management of public resources. The PFM law (Section 107(b)) states that:

1. A County Treasury shall manage its public finances in accordance with the principles of fiscal responsibility set out in subsection (2) and shall not exceed the limits stated in the regulations.
2. In managing the county government's public finances, the County Treasury shall enforce the following Fiscal responsibility principles-
   (a) The county government's recurrent expenditure shall not exceed the county government's total revenue;
   (b) Over the medium term a minimum of thirty percent of the county government's budget shall be allocated to the development expenditure;
   (c) The county government's expenditure on wages and benefits for its public officers shall not exceed a percentage of the county government's total revenue as prescribed by the County Executive member for Finance in regulations and approved by the County Assembly;
   (d) Over the medium term, the government's borrowings shall be used only for the purpose of financing development expenditure and not for recurrent expenditure;
   (e) The county debt shall be maintained at a sustainable level as approved by county assembly;
   (f) The fiscal risks shall be managed prudently; and
   (g) A reasonable degree of predictability with respect to the level of tax rates and tax bases shall be maintained, considering any tax reforms that may be made in the future.
3. For the purposes of subsection (2) (d), short term borrowing shall be restricted to management of cash flows and shall not exceed five percent of the most recent audited county government revenue.
4. Every county government shall ensure that its level of debt at any time does not exceed a percentage of its annual revenue specified in respect of each financial year by a resolution of thecounty assembly.
5. The regulations may add to the list of fiscal responsibility principles set out in subsection Public

Participation/Sector Hearings and Involvement of Stakeholders

COUNTY ASSEMBLIES FORUM (CAF)
P. O. Box 73552 - 00200,
NAIROBI, KENYA

Public participation provides an all-inclusive avenue for identifying and prioritizing Government projects and activities under the budgeting process by key stakeholders and the public.

In this regard, the County Fiscal Strategy Paper (CFSP) 2025 was subjected to public hearings by various Stakeholders, Institutions and the public through a public participation exercise in line with the Turkana Public Participation Act, 2016.

CHAPTER ONE

INTRODUCTION

COUNTY ASSEMBLIES FORUM (CAF)
P. O. Box 73552 - 00200,
NAIROBI, KENYA

Overview

1. This County Fiscal Strategy Paper (CFSP 2025) is the 12th edition since the advent of devolution to be prepared by the Turkana County Government, with its focus on Governor's Nine Point Agenda that address the needs of the county residents.

2. The Fiscal Strategy Paper provides information on the County government spending as well as information on revenue collection that is used to inform the sector ceilings. It looks at performance on the FY 2023/2024 budget implementation and makes projections indicating the overall revenue and expenditure expected for the 2025/2026 financial year.

3. In order to come up with sector allocations, the paper outlines County key sector priorities to help identify areas to fund and by what proportion of the total budget. It provides sector ceilings representing the budget limits, the amount of money the County plans to spend in meeting the identified priorities in the 2025/2026 financial year.

Organization of the paper

4. The CFSP document contains six chapters that is organized as follows:

Chapter 1: This chapter gives the overview and the organization of the CFSP.

Chapter2: This chapter provides an overview of the recent economic developments and the macroeconomic outlook that covers the global and domestic scene.

Chapter 3: This chapter contains the County Development Priorities that outlines budget priorities and resources.

Chapter 4: This chapter contains the Budget framework which outlines the fiscal framework that is supportive of growth over the medium-term, while continuing to provide adequate resources to facilitate execution of policy priorities of the County Government of Turkana.

Chapter 5: This chapter gives the budget overview for 2023/24 and its compliance with the fiscal responsibility principles.

Chapter 6: This chapter finally gives the conclusion and next steps.

CHAPTER TWO

RECENT GLOBAL AND NATIONAL ECONOMIC DEVELOPMENTS AND MEDIUM-TERM OUTLOOK

COUNTY ASSEMBLIES FORUM (CAF)
P. O. Box 73552 - 00200,
NAIROBI, KENYA

Overview

5. The global and the Kenyan economic growth statistics are as presented in Table 2.1 below.
6. The global economy has stabilized with global growth projected at 3.2 percent in 2024 and 2025 from 3.3 percent in 2023 supported by easing of global inflation and supply chain constraints. The outlook reflects stronger-than-expected growth in the USA, some large emerging market economies such as India, and improved growth prospects in the UK. The main risks to the global growth outlook relate to disruptions to the disinflation process, potentially triggered by new spikes in commodity prices amid persistent geopolitical tensions, a possible resurgence of financial market volatility with adverse effects on sovereign debt markets, a deeper growth slowdown in China and an intensification of protectionist policies which would exacerbate trade tensions, reduce market efficiency, and further disrupt supply chains.
7. Growth in the advanced economies is projected to remain stable at 1.8 percent in 2024 and 2025 from 1.7 percent in 2023. In the United States, growth is projected at 2.8 percent in 2024 on account of stronger outturns in consumption and non-residential investment and demand factors in the labour market. Growth is anticipated to slow to 2.2 percent in 2025 as fiscal policy is gradually tightened and a cooling labor market slows consumption. Growth in the euro area is expected to recover as a result of better export performance, in particular of goods, stronger domestic demand, rising real wages which are expected to boost consumption, and a gradual loosening of monetary policy which is expected to support investment. However, growth in Japan is expected to slowdown reflecting temporary supply disruptions and fading of one-off factors that boosted activity in 2023, such as the surge in tourism.
8. Growth in emerging markets and developing economies is projected to remain stable at 4.2 percent in 2024 and 2025, with divergence across major economies. At the regional level, growth in Sub-Saharan Africa is expected to rebound to 4.2

percent in 2025 from 3.6 percent in 2024 and 2023. This growth is driven by improved economic activities as the adverse impacts of prior weather shocks subside and supply constraints gradually ease.

COUNTY ASSEMBLIES FORUM (CAF)
P. O. Box 73552 - 00200,
NAIROBI, KENYA

Table 2.1: Global Economic Performance

	Growth (%)			
	Actual		Projected	
Economy	**2022**	**2023**	**2024**	**2025**
World	3.5	3.3	3.2	3.2
Advanced Economies	2.6	1.7	1.8	1.8
Of which: USA	1.9	2.9	2.8	2.2
Euro Area	3.4	0.4	0.8	1.2
Japan	1.0	1.7	0.3	1.1
Emerging and Developing Economies	4.1	4.4	4.2	4.2
of which: China	3.0	5.2	4.8	4.5
India	7.0	8.2	7.0	6.5
Sub-Saharan Africa	4.0	3.6	3.6	4.2
Of which: South Africa	1.9	0.7	1.1	1.5
Nigeria	3.3	2.9	2.9	3.2
Kenya*	4.9	5.6	5.2	5.4

*Source: IMF World Economic Outlook, October 2024. *National Treasury Projection*

Kenya's Economic Developments and Macro-Economic Indicators

9. The Kenyan economy remained strong and resilient in the first three quarters of 2024 despite its growth being relatively slower than the corresponding period in 2023. In the first three quarters of 2024, the economic growth averaged 4.5 percent (5.0 percent Q1, 4.6 percent Q2 and 4.0 percent in Q3) compared to an average growth of 5.6 percent (5.5 percent Q1, 5.6 percent Q2 and 6.0 percent in Q3) in 2023. The growth in the first three quarters of 2024 was primarily underpinned by strong performance in the agriculture sector, a slight recovery of the manufacturing sector, and the resilience of services sector. All the economic sub-sectors except mining and construction recorded positive growth rates in the

first three quarters of 2024, though the magnitudes varied across the economic activities (**Table 2.2).** The diversified structure of the Kenyan economy remains a key source of resilience to domestic and external shocks.

COUNTY ASSEMBLIES FORUM (CAF)
P. O. Box 73552 - 00200,
NAIROBI, KENYA

10. The Kenyan economy is showing some prospects going into 2025 with expected growth at 5.2 per cent (Figure 2.1).

Table 2.2: Sectoral GDP Performance

Sectors	Annual Growth Rates		Quartely Growth Rates			
	2022	2023	2023 Q1	2023 Q2	2024 Q1	2024 Q2
1. Primary Industry	**(0.8)**	**5.6**	**5.3**	**6.9**	**5.0**	**4.4**
1.1. Agriculture, Forestry and Fishing	(1.5)	6.5	6.4	7.8	6.1	4.8
1.2 Mining and Quarrying	9.3	(6.5)	(11.0)	(8.3)	(14.8)	(2.7)
2. Secondary Sector (Industry)	**3.5**	**2.5**	**2.5**	**2.1**	**1.0**	**0.8**
2.1. Manufacturing	2.6	2.0	1.7	1.5	1.2	3.2
2.2. Electricity and Water supply	5.5	2.8	3.7	2.8	2.4	1.0
2.3. Construction	4.1	3.0	3.0	2.7	0.1	(2.9)
3. Tertiary sector (Services)	**6.6**	**6.8**	**6.5**	**6.7**	**6.2**	**5.3**
3.1. Wholesale and Retail trade	3.5	2.7	2.9	2.1	4.9	4.4
3.2. Accomodation and Restaurant	26.8	33.6	47.1	42.7	28.0	26.6
3.3. Transport and Storage	5.8	6.2	6.6	4.6	3.9	3.6
3.4. Information and Communication	9.0	9.3	9.5	7.6	7.8	7.2
3.5. Financial and Insurance	12.0	10.1	5.9	13.2	7.0	5.1
3.6. Public Administration	5.1	4.6	7.6	3.2	5.8	5.1
3.7. Others	5.3	6.1	5.7	5.9	5.9	5.1
of which: Professional, Admin & Support Services	9.4	9.4	8.6	6.6	9.9	6.8
Real Estate	4.5	7.3	7.3	8.1	6.6	6.0
Education	5.2	3.1	2.0	3.1	4.0	3.1
Health	3.4	4.9	5.1	4.7	5.5	5.5
Taxes less subsidies	6.7	2.2	3.0	1.8	4.4	5.7
Real GDP	**4.9**	**5.6**	**5.5**	**5.6**	**5.0**	**4.6**

Source of Data: Kenya National Bureau of Statistics

11. The primary sector grew by an average of 4.2 percent in the first three quarters of 2024 (5.0 percent in the first quarter, 4.4 percent in the second quarter and 3.2 percent in the third quarter) mainly supported by strong agricultural activities despite a contraction in mining and quarrying. In the first three quarters of 2024,

the agriculture sector remained robust growing by 6.1 percent in the first quarter, 4.8 percent in the second quarter and 4.2 percent in the third quarter. This growth was supported by favorable weather conditions and the impact of Government interventions to lower the cost of production. However, the sectors' performance was somewhat curtailed by heavy rains and floods, between March and June 2024, that led to loss of livestock and damage to croplands.

COUNTY ASSEMBLIES FORUM (CAF)
P. O. Box 73552 - 00200,
NAIROBI, KENYA

12. Activities in Mining and Quarrying contracted in the first three quarters of 2024 mainly due to a decline in production of most minerals such as titanium, soda ash and gemstone. This was as a result of the closure of Kwale miner Base Titanium which formally shut down its mining activity in Kenya in December 2024 due to depletion of commercially viable ore.
13. Industrial sector performance remained subdued, with growth of the sector slowing down to an average of 0.8 percent in the first three quarters of 2024 (1.0 percent Q1, 0.8 percent Q2 and 0.6 percent Q3). This was mainly on account of a slowdown in activities from electricity & water supply and contraction of the construction sub-sectors. The slowed growth in electricity & water supply was due to a decline in generation of electricity from geothermal, wind and solar while the contraction in construction sector is due to a slowdown in public sector infrastructure projects. Activities in the manufacturing sector, which accounts for nearly half of the industrial sector output, was supported by significant growths in the manufacture of food while the non-food manufacturing activities recorded varied performance
14. The activities in the services sector continued to sustain strong growth momentum in the first three quarters of 2024 averaging 5.6 percent (6.2 percent Q1, 5.3 percent Q2 and 5.3 percent Q3). The performance was largely characterized by significant growths in accommodation and food service, financial and insurance, information and communication, real estate, and wholesale and retail trade sub-sectors. Accommodation and restaurant service sub-sector benefited from several high-profile international conferences held in Nairobi between April and June 2024 that attracted significant international participation. Growth in the information and communication sub-sector was supported by increased voice traffic, internet use and mobile money despite a decline in the use of domestic

Short Messaging Services (SMSs).

15. Taking into account the performance of the economy in the first three quarters of 2024 and the slowdown in private sector credit growth to key sectors of the economy, growth is estimated to expand overall by 4.6 percent in 2024 and 5.3 percent in 2025. These projections are mainly supported by: a robust services sector and recovery of manufacturing sector; robust agricultural productivity and improvement in exports. The outlook will be reinforced by implementation of policies and reforms under the priority sectors of the Bottom-Up Economic Transformation Agenda (BETA) and improvement in aggregate demand. Additionally, implementation of prudent fiscal and monetary policies will continue to support economic activity.

COUNTY ASSEMBLIES FORUM (CAF)
P. O. Box 73552 - 00200,
NAIROBI, KENYA

Figure 2.1: Annual Real GDP Growth Rates, percent

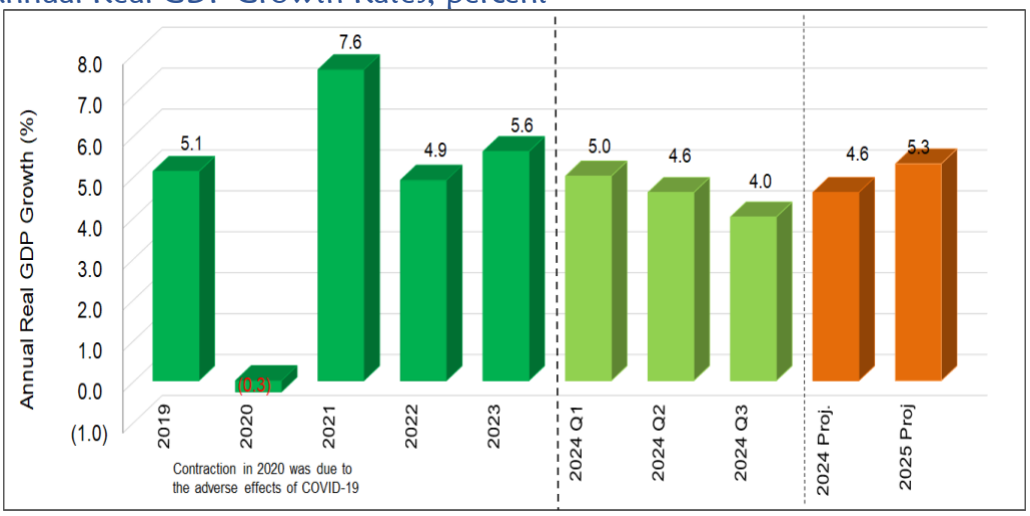

Source of Data: Kenya National Bureau of Statistics

Inflation Developments

16. Overall inflation declined and has remained below the mid-point of the target band of 5.0 percent since June 2024, mainly reflecting significant declines in energy prices and continued easing of food prices. Inflation declined to 3.0 percent in December 2024 from 6.6 percent in December 2023 and a peak of 9.6 percent in October 2022 (Figure 2.2). Easing inflation has been supported by abundant supply of food arising from favorable weather conditions, lower fuel inflation attributed to appreciation of the exchange rate and lower international oil prices, and the decline in non-food non-fuel (NFNF) inflation reflecting impact of previous monetary policy tightening.

Figure 2.2: Inflation Rate, Percent

COUNTY ASSEMBLIES FORUM (CAF)
P. O. Box 73552 - 00200,
NAIROBI, KENYA

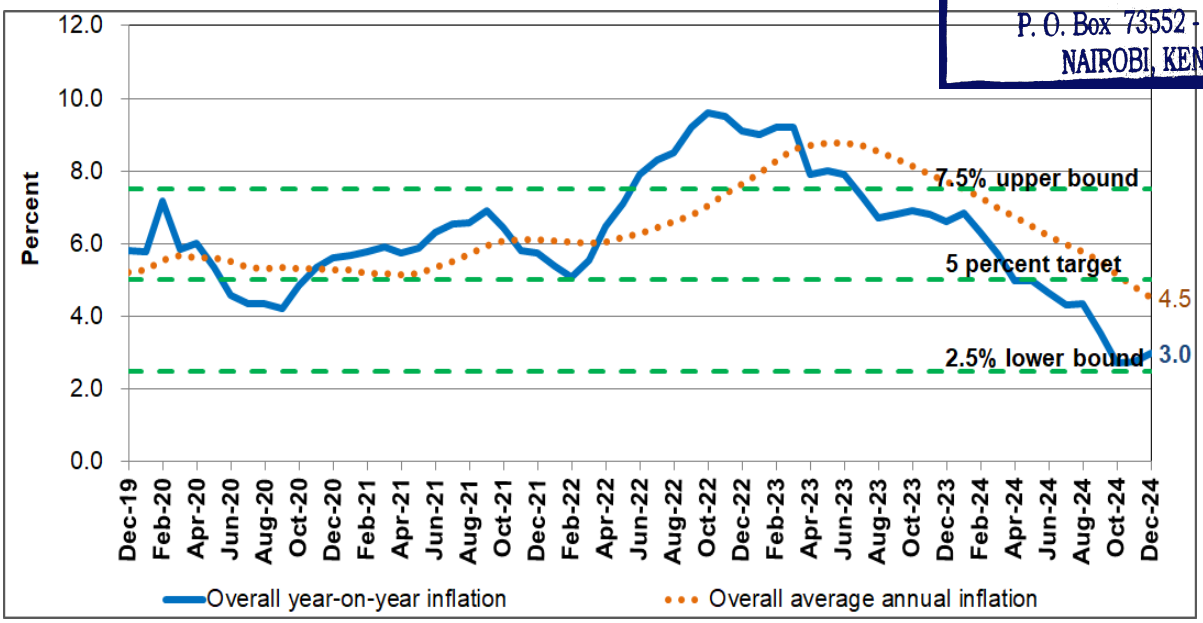

Source of Data: Kenya National Bureau of Statistics

17. **Food inflation** remained a key driver of overall year-on-year inflation though it declined to 4.8 percent in December 2024 from 7.7 percent in December 2023. The easing of food prices was supported by increased food supply arising from favorable weather conditions, continued Government interventions particularly through subsidized fertilizer, and the general easing of international food prices. Prices of most vegetable food items increased in the month of December 2024 compared to the same period in 2023 while those of non-vegetable food items declined significantly during the same period.
18. Fuel inflation declined to -1.0 percent in December 2024 from 13.7 percent in December 2023. The decline largely reflected the easing global oil prices and appreciation of the Kenya Shilling which resulted in a downward adjustment of pump prices; and lower electricity prices. Core (non-food non-fuel) inflation has remained low and stable reflecting the impact of tight monetary policy and muted demand pressures.
19. Given that inflation is below the mid-point of the target range and the exchange rate has stabilized, the Central Bank of Kenya through the Monetary Policy Committee (MPC) has gradually eased monetary policy by lowering the Central Bank Rate (CBR), initially to 12.75 percent from 13 percent in August 2024 to 12.0

percent in October 2024 and further to 11.25 percent in December 2024. The easing of the monetary policy stance is aimed at improving credit to the private sector thereby supporting economic activities.

COUNTY ASSEMBLIES FORUM (CAF)
P. O. Box 73552 - 00200,
NAIROBI, KENYA

Monetary and Credit Developments

20. Broad money supply, M3, grew by 1.6 percent in the year to November 2024 compared to a growth of 21.1 percent in the year to November 2023. The slowdown in growth of M3 was due to a decline in the growth of Net Domestic Assets (NDA) particularly the domestic credit. The primary source of the growth in M3 was the resilience in the Net Foreign Assets (NFA) of the banking system, mainly reflected in the stability of commercial banks' Foreign Assets.
21. Net Domestic Assets (NDA) contracted by 2.2 percent in the year to September 2024, compared to a growth of 10.9 percent over a similar period in 2023. The slowdown in growth of the NDA was due to a decline in growth of the domestic credit to the private sector. The domestic credit extended by the banking system to the Government increased to grow by 16.6 percent in the year to November 2024 compared to a growth of 14.4 percent in the year to November 2023.

Table 2.3: Money and Credit Developments

COUNTY ASSEMBLIES FORUM (CAF)
P. O. Box 79552 - 00200,
NAIROBI, KENYA

				Change		Percent Change	
	2022 November	2023 November	2024 November	2022-2023 November	2023-2024 November	2022-2023 November	2023-2024 November
COMPONENTS OF M3							
1. Money supply, M1 (1.1+1.2+1.3)	1,902.0	2,012.5	2,057.9	110.5	45.4	5.8	2.3
1.1 currency outside banks (M0)	252.2	272.7	291.1	20.5	18.4	8.1	6.7
1.2 Demand deposits	1,560.6	1,656.0	1,608.8	95.4	(47.2)	6.1	(2.9)
1.3 Other deposits at CBK	89.2	83.8	158.0	(5.4)	74.2	(6.0)	88.6
2. Money supply, M2 (1+2.1)	3,537.3	3,906.3	4,179.9	369.0	273.6	10.4	7.0
2.1 Time and savings deposits	1,635.3	1,893.8	2,121.9	258.5	228.2	15.8	12.0
Money supply, M3 (2+3.1)	**4,460.2**	**5,402.6**	**5,490.3**	**942.4**	**87.7**	**21.1**	**1.6**
3.1 Foreign currency deposits	922.9	1,496.3	1,310.5	573.4	(185.9)	62.1	(12.4)
SOURCES OF M3							
1. Net foreign assets (1.1+1.2)	**276.0**	**771.8**	**854.1**	**495.8**	**82.4**	**179.6**	**10.7**
1.1 Central Bank	531.7	497.1	557.9	(34.5)	60.8	(6.5)	12.2
1.2 Banking Institutions	(255.7)	274.6	296.2	530.3	21.6	207.4	7.9
2. Net domestic assets (2.1+2.2)	**4,184.2**	**4,630.8**	**4,636.2**	**446.6**	**5.4**	**10.7**	**0.1**
2.1 Domestic credit (2.1.1+2.1.2+2.1.3)	5,425.2	6,186.8	6,472.1	761.6	285.3	14.0	4.6
2.1.1 Government (net)	1,940.4	2,220.7	2,589.7	280.4	369.0	14.4	16.6
2.1.2 Other public sector	79.3	111.6	69.1	32.3	(42.6)	40.7	(38.1)
2.1.3 Private sector	**3,405.5**	**3,854.5**	**3,813.3**	**448.9**	**(41.1)**	**13.2**	**(1.1)**
2.2 Other assets net	(1,241.1)	(1,556.0)	(1,836.0)	(315.0)	(279.9)	(25.4)	(18.0)

Source of Data: Central Bank of Kenya

22. Growth in private sector credit from the banking system declined by 1.1 percent in the year to November 2024 compared to a growth of 13.2 percent in the year to November 2023, due to the impact of exchange rate appreciation on foreign currency denominated loans and the lagged effects of monetary policy tightening. Reduced credit growth was observed in manufacturing, finance and insurance, trade (exports) and building and construction sub-sector. These are some of the sub-sectors with significant foreign currency denominated loans.
23. The Monthly (month on month) credit flows to the private sector have slowed down since December 2023 following the monetary policy action of increasing the central bank rate to manage inflation expectation which resulted in the increased cost of credit (Figure 2.3). With the strong easing of monetary policy stance, credit to the private sector is expected to recover as lending rates decline. Sustained demand particularly for working capital due to resilient economic activity and the implementation of the Credit Guarantee Scheme for the vulnerable MSMEs will continue to support private sector credit uptake.

COUNTY ASSEMBLIES FORUM (CAF)
P. O. Box 73552 - 00200,
NAIROBI, KENYA

Figure 2.3: Private Sector Credit

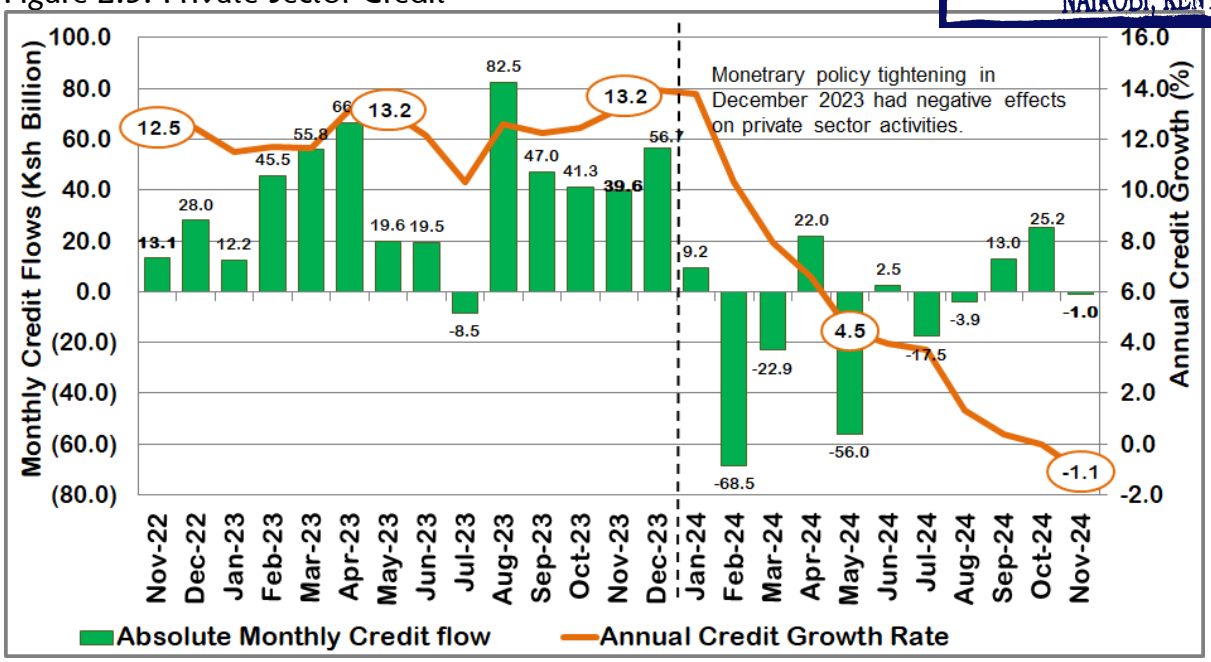

Source of Data: Central Bank of Kenya

Interest Rates Developments

24. Interest rates have declined in line with the easing of the monetary policy. The interbank rate declined to 11.4 percent in December 2024 compared to 11.7 percent in December 2023 and has remained within the prescribed corridor around the CBR (set at CBR± 150 basis points). The 91-day Treasury Bills rate also declined to 10.0 percent in December 2024 from 15.7 percent in December 2023.

Figure 2.4: Short Term Interest Rates, Percent

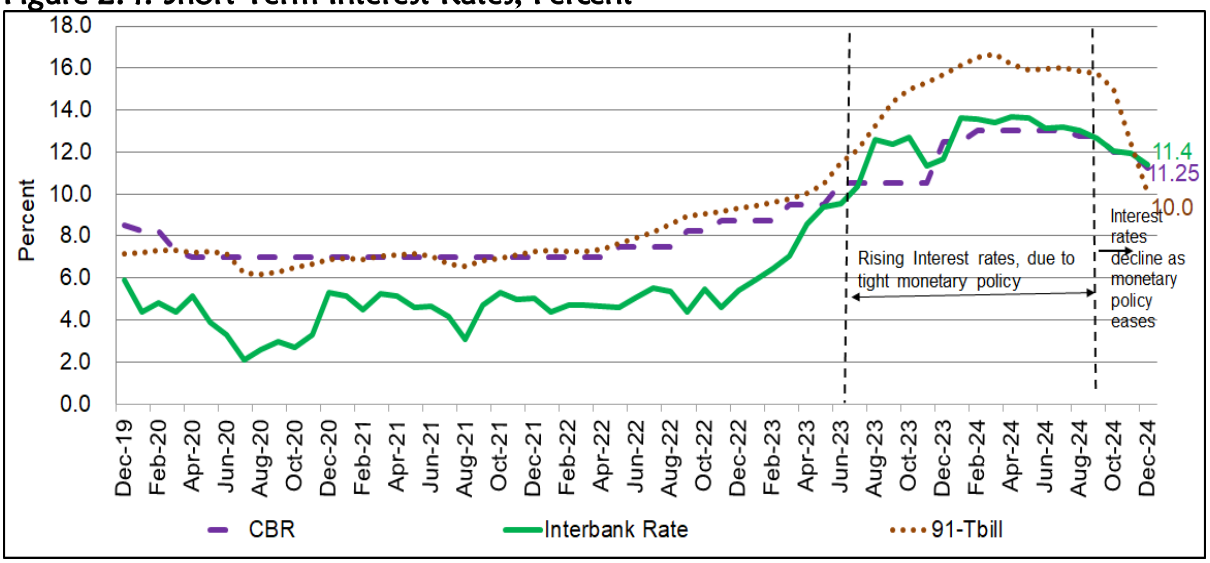

Source of Data: Central Bank of Kenya

25. Commercial banks average lending and deposit rates increased in the year to November 2024 in tandem with prevailing tight monetary policy stance thereby reflecting high cost of investable funds. The average lending rate increased to 17.2 percent in November 2024 from 14.6 percent in November 2023 while the average deposit rate increased to 10.4 percent from 10.1 percent over the same period. Consequently, the average interest rate spread increased to 6.8 percent in November 2024 from 4.5 percent in November 2023.

COUNTY ASSEMBLIES FORUM (CAF)
P. O. Box. 73552 - 00200,
NAIROBI, KENYA

External Sector Developments

26. The current account deficit was at US$. 4,537.9 million (3.6 percent of GDP) in November 2024 compared to US$ 4,354.5 million (4.4 percent of GDP) in November 2023, reflecting strong performance of export of goods as well as increased remittances imports increased by 7.5 percent in the 12 months to November 2024, reflecting increases in intermediate and capital goods. On the other hand, in the year to November 2024, goods exports increased by 12.9 percent in the 12 months to November 2024, reflecting increased exports of agricultural commodities and re-exports. The balance in the merchandise account deteriorated by US$. 372.3 million to a deficit of US$. 10,539.7 million in November 2024 mainly because the increase in import bill more than offset the increase in exports.

Table 2.4: Balance of Payments (USD Million)

COUNTY ASSEMBLIES FORUM (CAF)
P.O. Box 73552 - 00200,
NAIROBI, KENYA

				Year to November 2024		Actuals as a Percent of GDP	
	Nov-22	Nov-23	Nov-24	Change	Percent Change	Nov-23	Nov-24
Overall Balance	**2,149.9**	**979.9**	**(1,500.7)**	**(2,480.6)**	**(253.2)**	**1.0**	**(1.2)**
A) Current Account	**(6,134.4)**	**(4,354.5)**	**(4,537.9)**	**(183.4)**	**(4.2)**	**(4.4)**	**(3.6)**
Merchandise Account (a-b)	(12,231.8)	(10,167.5)	(10,539.7)	(372.3)	(3.7)	(10.3)	(8.3)
a) Goods: exports	7,472.9	7,234.9	8,171.6	936.7	12.9	7.3	6.4
b) Goods: imports	19,704.7	17,402.4	18,711.4	1,309.0	7.5	17.6	14.7
Net Services (c-d)	1,381.9	688.9	675.7	(13.1)	(1.9)	0.7	0.5
c) Services: credit	6,539.7	5,685.8	5,513.7	(172.1)	(3.0)	5.8	4.3
d) Services: debit	5,157.9	4,996.9	4,838.0	(159.0)	(3.2)	5.1	3.8
Net Primary Income (e-f)	(1,741.5)	(1,923.3)	(2,190.2)	(266.9)	(13.9)	(1.9)	(1.7)
e) Primary income: credit	143.3	196.9	292.4	95.5	48.5	0.2	0.2
f) Primary income: debit	1,884.8	2,120.1	2,482.6	362.4	17.1	2.1	1.9
Net Secondary Income	6,457.0	7,047.4	7,516.3	469.0	6.7	7.1	5.9
g) Secondary income: credit	6,519.5	7,135.4	7,623.8	488.3	6.8	7.2	6.0
h) Secondary income: debit	62.5	88.1	107.4	19.3	22.0	0.1	0.1
B) Capital Account	**165.0**	**131.1**	**152.5**	**21.4**	**16.3**	**0.1**	**0.1**
C) Financial Account	**(4,089.0)**	**(2,539.6)**	**(5,420.6)**	**(2,881.0)**	**(113.4)**	**(2.6)**	**(4.2)**

Source of Data: Central Bank of Kenya

27. Net receipts on the services account declined by US$. 13.1 million to US$. 675.7 million in November 2024 compared to similar period in 2023. This was mainly on account of a decline in receipts due to transport in spite of an increase in receipts from tourism as international travel continued to improve. Remittances increased by 15.3 percent to USD 4,804 million in the 12 months to October 2024 compared to USD 4,165 million in a similar period in 2023.
28. The capital account balance increased by US$. 21.4 million to register a surplus of US$ 152.5 million in November 2024 compared to a surplus of US$. 131.1 million in the same period in 2023. Net financial inflows improved to US$. 5,420.6 million in November 2024 compared to US$. 2,539.6 million in November 2023 reflecting a slowdown in inflows to the government and other sectors. The net financial inflows were mainly in the form of other investments and direct investments. However, portfolio investments and financial derivatives registered a net outflow during the period partly due to Kenya's limited access to international financial markets owing to elevated borrowing costs.
29. The overall balance of payments position slowed down to a deficit of US$. 1,500.7 million (1.2 percent of GDP) in November 2024 from a surplus of US$. 979.9

million (1.0 percent of GDP) in November 2023.

COUNTY ASSEMBLIES FORUM (CAF)
P. O. Box 73552 - 00200,
NAIROBI, KENYA

Foreign Exchange Reserves

30. The banking system's foreign exchange holdings remained strong at US$. 16,312.1 million in November 2024, an improvement from US$. 14,211.1 million in November 2023. The official foreign exchange reserves held by the Central Bank stood at US$. 9,578.0 million compared to US$ 7,397.6 million over the same period in 2023. Commercial banks foreign exchange holdings decreased to US$. 6,734.1 million in November 2024 from US$. 6,813.5 million in November 2023.
31. The official reserves held by the Central Bank in November 2024 represented 4.9 months of import cover as compared to the 3.9 months of import cover in November 2023. These reserves continue to provide adequate cover and buffer against any short-term shocks in the foreign exchange market.

Figure 2.5: Foreign Exchange Reserves (USD Million)

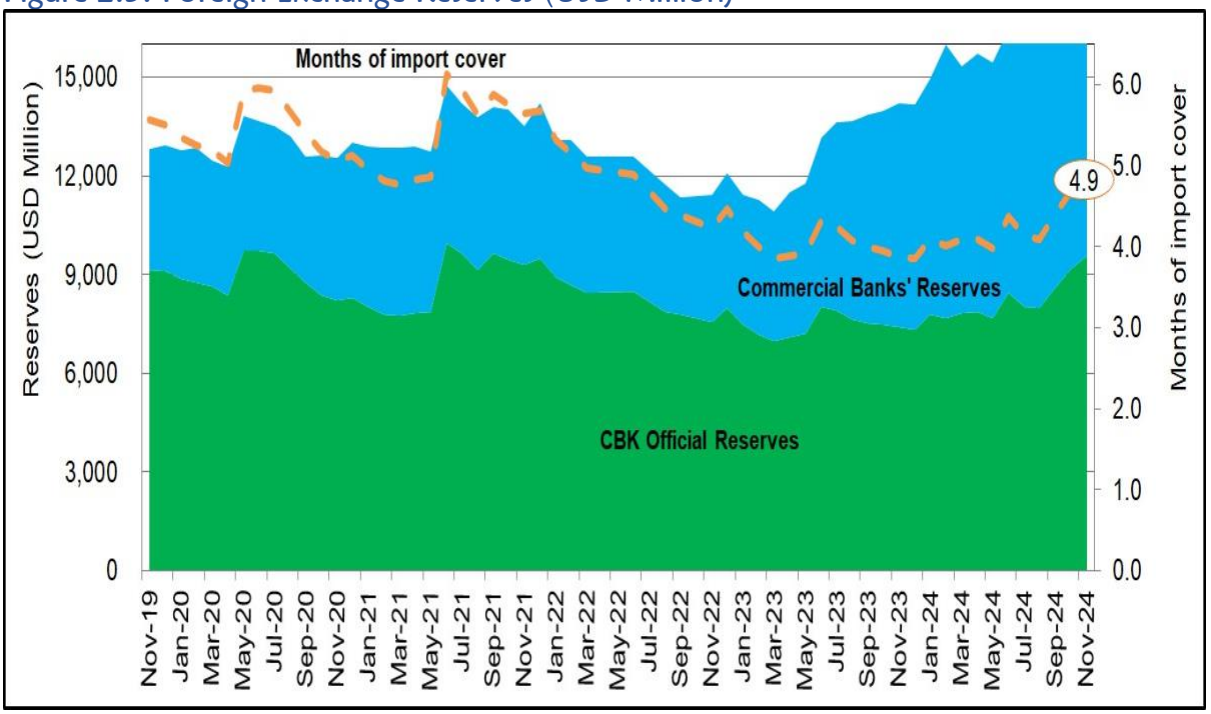

Source of Data: Central Bank of Kenya

Exchange Rate Developments

32. The foreign exchange market remained stable in 2024 despite increased global uncertainties, effects of a stronger U.S. Dollar and geopolitical tensions in the Middle East. The Kenya Shilling exchange rate was weaker at the turn of the year but strengthened against the

33. U.S. Dollar from mid-February 2024 and has now stabilized against major international currencies. In December 2024, the exchange rate against the US dollar averaged at Ksh 129.4 compared to an average of Ksh 159.7 in January 2024, an appreciation of 19.0 percent. Against the Euro, the Kenya shilling strengthened by 22.2 percent to exchange at an average of Ksh 135.6 in December 2024 compared to an average of Ksh 174.3 in January 2024 while against the Sterling Pound the Kenyan Shilling strengthened by 19.3 percent to exchange at an average of Ksh 163.6 compared to an average Ksh 202.9, over the same period.

COUNTY ASSEMBLIES FORUM (CAF)
P. O. Box 73552 - 00200,
NAIROBI, KENYA

34. The foreign exchange market was mainly supported by inflows from agricultural exports, remittances and portfolio investors while demand was driven by pickup in economic activities specifically in the manufacturing, wholesale, and retail sub-sectors. The appreciation and stability of the exchange rate has created confidence and triggered inflows of foreign direct investment and attracted investors to the Nairobi Securities Exchange. This appreciation has helped to reduce debt service costs, improve performance of domestic borrowing and stabilize interest rates.

Figure 2.6: Foreign Exchange Reserves (USD Million)

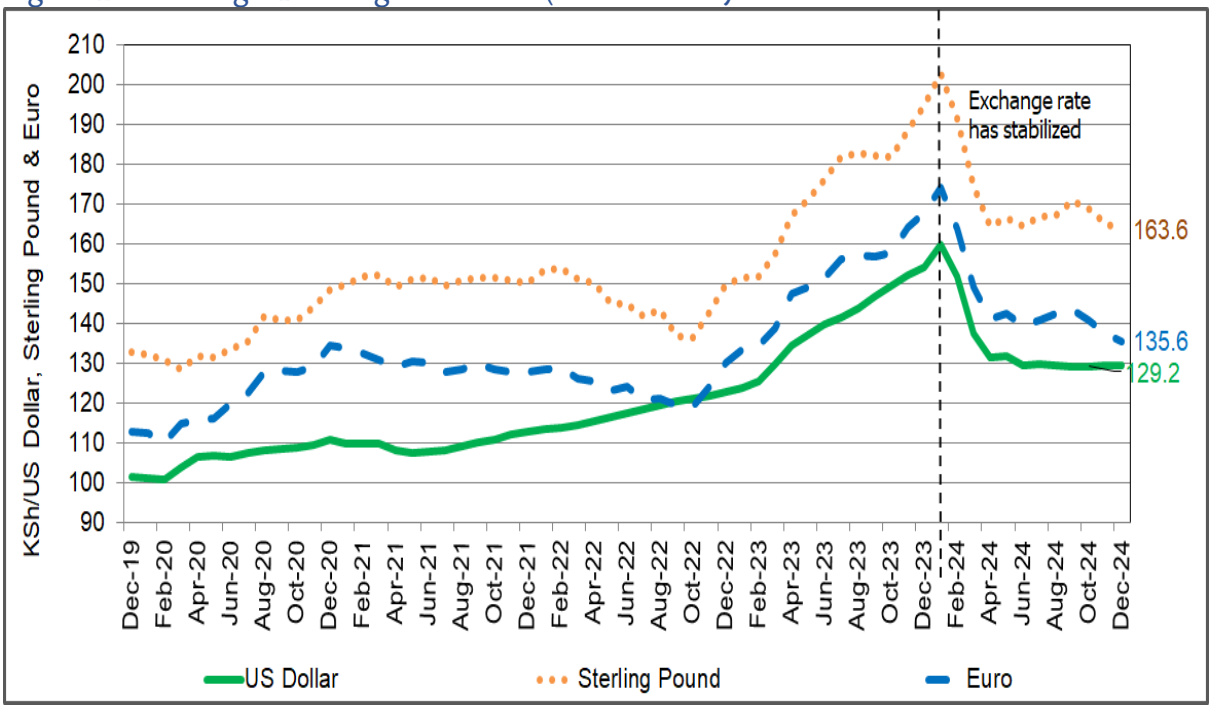

Source of Data: Central Bank of Kenya

Capital Markets Developments

35. Economic recovery, appreciation of the Kenya Shilling against major international currencies and macroeconomic stability have created confidence and triggered

inflows of foreign direct investment and attracted investors to the Nairobi Securities Exchange. The NSE 20 Share Index improved to 2,011 points in December 2024 compared to 1,501 points in December 2023 while market capitalization also improved to Ksh 1,940 billion from Ksh 1,439 billion over the same period.

COUNTY ASSEMBLIES FORUM (CAF)
P. O. Box 73552 - 00200,
NAIROBI, KENYA

Figure 2.7: Performance of the Nairobi Securities Exchange

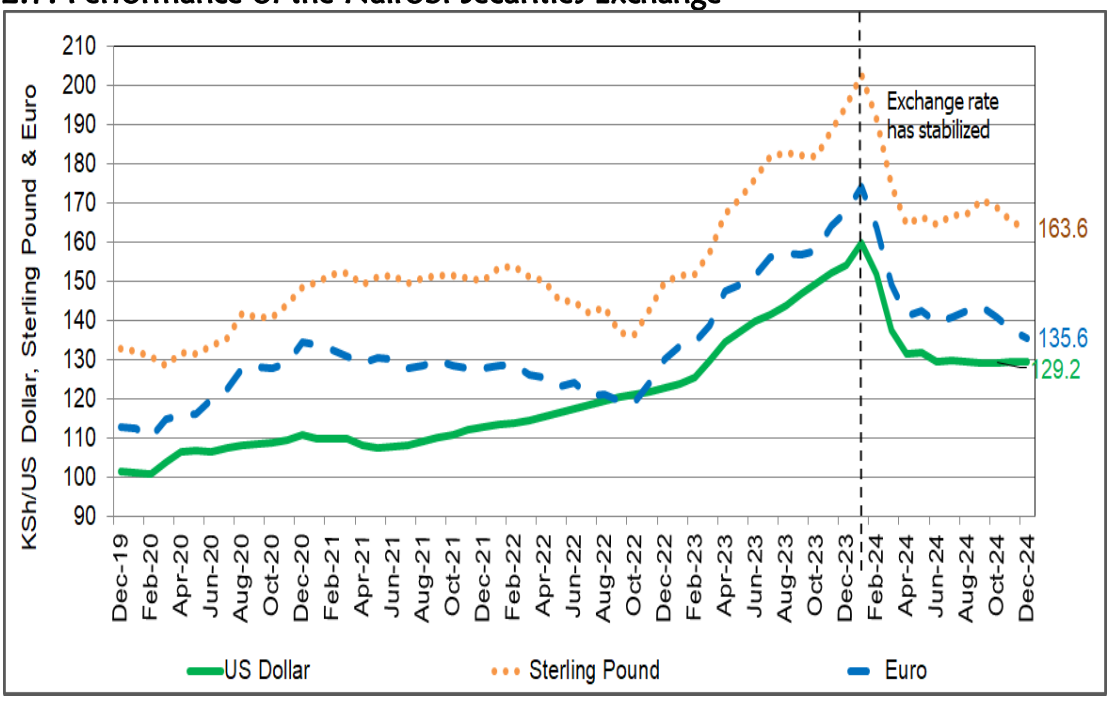

Source of Data: Nairobi Securities Exchange

Turkana County Outlook

Overall Poverty Index

COUNTY ASSEMBLIES FORUM (CAF)
P. O. Box 73552 - 00200,
NAIROBI, KENYA

36. The Gross County Product (GCP) 2024 indicated that Turkana County poverty rate stood at 82.7% in the year 2022 which is an increase from 77% in the year 2021. These statistics underscore the need for targeted interventions to address poverty in the most affected sub counties, particularly in the fur flunk regions of the County. Sub Counties in the urban areas registered lower rates reflecting better access to economic opportunities and services.

Gross County Product

37. The County registered an upsurge in the county product to ksh 156,178,000,000 in 2023 and this is projected to increase further in 2024 and 2025 due to increased economic activities in the county.

Table 2.5: Turkana GCP (Current Prices)

	YEAR Current Price (Millions)				
COUNTY	2019	2020	2021	2022	2023
TURKANA	101,579	107,450	111,722	133,319	156,178

Source: Gross County Product (GCP) 2024, KNBS

38. Over the years, the county share to the national Gross County Product remained generally stable at 1.1% and is projected to remain the same for the next 5 years. Gross Value Added (GVA) is 1.1%.
39. Regular short rains in 2024 have boosted livestock productivity and improved herd numbers. However increased demand for meat in the county and outside the county has spiked livestock prices. These prices are projected to reduce due to anticipated drought season that is mostly preceded by destocking by pastoralist. The upsurge of water levels in lake Turkana have hampered fish production and this trend is projected to continue into the near future.

Effects of President Donald Trump's 2025 Executive Order on Global Economies, Africa, Kenya, and Turkana County.

I. Introduction

40. In 2025, President Donald Trump, as part of his renewed political agenda, signed

a landmark executive order. The order primarily aimed to reshape global economic dynamics, strengthen U.S. national interests, and strategically influence various regions, particularly in the areas of trade, investments, and foreign policy. The full ramifications of this executive order are still unfolding, but it is important to analyze its potential effects on a global scale. Particularly, its influence on the world economies, Africa, Kenya, and more specifically, Turkana County in Kenya, will have significant long-term consequences. We will explore these impacts by addressing key areas in global trade, economics, and policy alignment that the executive order influences.

COUNTY ASSEMBLIES FORUM (CAF)
P. O. Box 73552 - 00200,
NAIROBI, KENYA

II. Impact on Global Economies

41. The 2025 executive order is expected to have far-reaching implications on the global economy. The U.S., being a leading economic power, plays a pivotal role in global markets, international trade, and financial systems. The order outlines a new strategy in terms of trade relations, potentially altering global supply chains and shifting power dynamics between major economic players.

- **Shifts in Trade Partnerships:** The order could reduce the U.S.'s reliance on certain global markets while encouraging more focused economic alliances, potentially disrupting trade with emerging markets in Asia, Latin America, and Africa. Trade tariffs and restrictions may intensify, leading to slower international trade growth and more strained negotiations for international businesses.
- **Currency Volatility:** The introduction of new sanctions, tariffs, or trade barriers may lead to a depreciation of certain currencies as markets adjust. This could particularly affect economies that rely on exports to the U.S., such as those in East Asia and parts of Europe. Due to this, countries dependent on exports to the U.S. are exploring alternative markets, which may disrupt global supply chains and economic stability.
- **Economic Displacement:** Emerging economies could face disruptions in foreign direct investments (FDI) and trade deals, with the U.S. possibly pulling back from its role as a major global investor. This displacement may disproportionately affect developing countries that are reliant on the U.S. for economic growth.
- **Global Health Impact**: President Trump's plan to withdraw the U.S. from the World Health Organization, partly due to dissatisfaction with its management of global health issues and its financial contributions, could have a negative impact on health efforts globally. As the top WHO donor, the U.S. withdrawal from the

WHO and cuts to funding will likely hinder international health initiatives, slowing progress on global health challenges like pandemics and disease.

COUNTY ASSEMBLIES FORUM (CAF)
P.O. Box 78552-100200,
NAIROBI, KENYA

- **Climate Change**: The Paris Climate Agreement withdrawal signals a reduced global commitment to tackling climate change, potentially affecting industries tied to green energy and international climate financing. This move threatens global climate progress which could worsen environmental challenges like droughts and hinder global efforts to protect vulnerable populations.
- **Development Assistance**: U.S. withdrawal from certain development aid programs could destabilize economies dependent on foreign aid, especially in developing nations, as funding will be re-evaluated and possibly reduced.

III. Impact on Africa

42. Africa, being home to numerous developing economies and emerging markets, is likely to face both positive and negative consequences from the executive order. The effects will vary across the continent, with countries in North Africa, Sub-Saharan Africa, and East Africa being impacted in different ways.

- **Trade Restrictions and Economic Marginalization:** President Donald Trump's policy to establish an External Revenue Service aims to impose tariffs and taxes, which could disrupt international trade. This might impact African countries' exports to the U.S., particularly primary goods, though the effect could be limited depending on the nature of exports and President Trump's approach to trade agreements like the African Growth and Opportunity Act (AGOA).
- **Diversification of Trade Relationships:** On the positive side, the executive order may spur African countries to diversify their trade partners. African nations are facing a dilemma between aligning with the U.S. under its current policies or engaging with the BRICS group, which offers alternative trade and investment partnerships. This decision is crucial for Africa's economic future, especially for mineral-rich countries like South Africa. The African Continental Free Trade Area (AfCFTA) could take on greater significance as Africa looks to strengthen intra-continental trade.
- **National Energy Emergency**: This order signals a shift in U.S. energy policy, potentially increasing competition in global energy markets. For African countries reliant on oil and gas exports, this could reduce market share, while lower energy costs might benefit African nations that rely on fuel imports. Additionally, U.S. withdrawal from climate finance initiatives could affect Africa's clean energy projects.
- **Investment in Infrastructure and Technology:** The U.S. might refocus its foreign policy towards infrastructure development and technological innovations in select African nations. This could lead to job creation and opportunities in sectors such as renewable energy, agriculture, and manufacturing.

- **Climate Impact**: From President Trump's decision to withdraw from the Paris Climate Agreement, Africa may face reduced climate change financing. This would undermine efforts to combat environmental challenges like droughts, floods, and food insecurity.

COUNTY ASSEMBLIES FORUM (CAF)
P.O. Box 73552 - 00200,
NAIROBI, KENYA

- **Health**: Africa, heavily reliant on U.S. assistance for fighting diseases like HIV/AIDS through the U.S. President's Emergency Plan for AIDS Relief (PEPFAR), will face challenges. The halt in aid could disrupt health programs, although PEPFAR has a partial exemption, allowing some continued aid for HIV/AIDS.
- **Suspension of Foreign Assistance Programs**: President Trump's order pauses all U.S. foreign development aid for 90 days to review its alignment with U.S. foreign policy. As the largest foreign aid donor, the U.S. contributes significantly to Africa, especially Sub-Saharan Africa. But the order to pause U.S. assistance programs, crucial for poverty alleviation and infrastructure, will lead to uncertainty for many African countries.

IV. Impact on Kenya

43. Kenya, one of East Africa's largest economies, could be directly impacted by changes in U.S. foreign policy, trade relations, and investments stemming from the 2025 executive order.

- **Exports and Market Access:** As Kenya is a key exporter of agricultural products (like tea, coffee, and floriculture) to the U.S., any trade barriers or increased tariffs could harm these industries. This would lead to a decrease in revenue for local farmers and companies that rely on U.S. imports.
- **Economic Uncertainty:** Kenya's economy, which benefits from trade and aid partnerships with the U.S., is facing challenges due to the suspension of aid and potential shifts in trade dynamics. This uncertainty may affect investment and development projects.
- **Regional Power Dynamics:** Kenya's role as a regional hub in East Africa could be strengthened if the U.S. redirects its interests towards enhancing security and stability in the region. This might lead to increased military support and a closer partnership between Kenya and the U.S. in counter-terrorism efforts.
- **Health and Aid**: Kenya, like other African countries, relies on U.S. aid for public health programs. The suspension of this assistance, especially in HIV/AIDS care, will affect the health sector, slowing down progress.
- **Development Aid Pause**: The U.S. is a major donor for development aid, humanitarian assistance, and infrastructure projects. Changes in U.S. foreign policy could impact funding for various Kenyan initiatives in health, education, and infrastructure. For instance, the suspension of U.S. foreign aid has already affected Kenya, leading to the disruption of crucial programs in these sectors.

This has resulted in immediate crises, such as the closure of maternal and child-care clinics and the halt of essential health programs aimed at combating diseases like HIV/AIDS.

COUNTY ASSEMBLIES FORUM (CAF)
P. O. Box 73552 - 00200,
NAIROBI, KENYA

- **Women's Health**: With the reinstatement of the Global Gag Rule, Kenya may see reduced access to reproductive health services, especially from NGOs that work on family planning.

V. Impact on Turkana County

44. Turkana County, located in Kenya's northwestern region, is one of the most marginalized and resource-rich areas in the country, with vast potential for economic growth, particularly in the sectors of oil, renewable energy, and agriculture. The 2025 executive order's impact on Turkana would likely hinge on the geopolitical and economic shifts that are expected to follow.

- **Oil Industry Developments:** Turkana's oil reserves have been a subject of interest for both local and international investors. Depending on U.S. foreign policy regarding energy resources, U.S.-based companies may either increase or decrease their investments in Turkana's oil sector. This could influence job creation, infrastructure development, and local economic empowerment.
- **Economic Development Setbacks:** Development initiatives in Turkana, including infrastructure projects and health programs funded by U.S. aid, are at risk. This setback may hinder the county's progress toward sustainable development and poverty reduction.
- **Humanitarian and Development Aid:** As a marginalized region, Turkana depends on both national and international aid to tackle critical issues such as water scarcity, food insecurity, and education. A change in U.S. foreign assistance priorities could have a detrimental effect on these programs, exacerbating the challenges faced in the area. For instance, the suspension of U.S. foreign assistance programs has led to a decrease in humanitarian aid for Turkana County, which may worsen existing issues like hunger and malnutrition in the region.
- **Environmental and Climate Aid**: Turkana is particularly vulnerable to climate change. The withdrawal of U.S. support for climate action programs may exacerbate droughts and other environmental crises, putting further strain on local resources. To address these challenges, the National Government and the Turkana County Government need to invest in renewable energy sources, such as solar and wind power, which could provide both economic and environmental benefits to the region.
- **Health Services**: The suspension of U.S. aid to programs like PEPFAR may disrupt HIV/AIDS care in Turkana, where the disease burden is significant.

45. The 2025 executive order signed by President Donald Trump will likely have profound implications for world economies, Africa, Kenya, and Turkana County. While the effects on global trade and investments could be destabilizing for some regions, they might offer opportunities for others to diversify and secure new alliances. For Africa, including Kenya and Turkana County, the outcome will be mixed, with certain sectors like agriculture, trade, and energy possibly facing disruptions while others may experience growth through regional cooperation and alternative investment sources. Kenya, in particular, will need to be strategic in its economic engagement with the U.S. and diversify its global partnerships to safeguard its growth. For Turkana County, a region rich in natural resources, targeted investments in sustainable energy, infrastructure, and oil exploration could offer opportunities for significant local development, but the region's reliance on international aid and trade could expose it to global economic shifts. Ultimately, the long-term impacts of the executive order will depend on how quickly the affected regions adapt to the changing global economic environment, and how they position themselves in an evolving geopolitical landscape.

COUNTY ASSEMBLIES FORUM (CAF)
P. O. Box 73552 - 00200,
NAIROBI, KENYA

CHAPTER THREE

COUNTY DEVELOPMENT PRIORITIES FOR THE MEDIUM TERM

COUNTY ASSEMBLIES FORUM (CAF)
P. O. Box 73552 - 00200,
NAIROBI, KENYA

Introduction

46. The Sector priorities will be in line with the programme and projects outlined during the MTEF period 2025/26 – 2027/28- and Nine-Point Agenda which focuses on water; food security; health services & sanitation; revitalizing education & child protection; land, minerals and natural resource management; trade industries & enterprise development; peace building & conflict resolution; wealth creation/county revenue enhancement; collaboration and strategic partnership.
47. For the realization of the agenda resource allocation will be channeled to specific programmes and activities under the highlighted priorities.

a) Water

I. Drilling of more boreholes and establishment of water supplies infrastructure
II. To invest appropriately in rain water harvesting technologies to enhance water
III. stocks,
IV. Construction of water pans & dams
V. Promote use of solar (green) energy to power the distribution of water
VI. Develop sewerage system and functional treatment plant within urban centers
VII. Conservation of Water catchment Towers.

b) Food Security

I. Livestock and crop diversification
II. County value chain support
III. Crops and livestock industry revitalization;
IV. Livestock insurance programme; and
V. Agricultural market access and value addition

c) Health Services and Sanitation

I. To enroll progressively all citizens in Turkana County to Universal Health
II. Coverage (UHC);
III. Expand existing health infrastructure to meet the increasing health needs;
IV. Upgrading level 2 facilities to level 3 to meet the required norms and standards
V. for a level 3 facilities as guided by the health act;
VI. Increasing the number of community units and hiring more community
VII. healthcare care workers (CHVs) providers to support the lowest level of health

VIII. care provision
IX. Construction of level six Hospital

COUNTY ASSEMBLIES FORUM (CAF)
P. O. Box 73552 - 00200,
NAIROBI, KENYA

d) Revitalizing Education and Child Protection

I. Hiring of qualified ECDE teachers to meet the required teacher to pupils ratio of 1:25
II. Establishing and equipping of new ECDE schools
III. Recruiting more VTC/TVET tutors
IV. Establishing a scholarship fund to address pursuit for rare skills development
V. Developing rescue and rehabilitation/reintegration centers

e) Land, Minerals and Natural Resources Management

I. Fast-tracking phased titling of land ownership
II. Carrying out mechanical control of Prosopis julifora
III. Restructuring charcoal burning, sand harvesting and mining activities
IV. Planting of weather resistant seedlings in all potential areas to enhance tree cover
V. and enhancing greening initiative;
VI. Implementation of climate adaptive strategies including crop and livelihood
VII. diversification;
VIII. Special disposal of waste from oil drilling and mining companies as prescribed
IX. by law.
X. Public participation, accountability and benefits on issue of Natural resources
XI. such as Oil, gas Geothermal and others to the people of Turkana

f) Trade, Industries and Enterprise Development

I. Modernizing the markets infrastructure
II. Promoting Cross-border trade with the neighboring Countries and Counties
III. Formation of marketing cooperatives to boost the saving culture
IV. Enhancing market access of MSMEs goods and services
V. Establishment of MSMEs industrial parks;
VI. Restructuring business start-up requirements to accommodate special groups
VII. Enhance programs that expose the youth to digital economy networks to stimulate employment opportunities

g) Peace Building and Conflict Resolution

I. Strengthening the structures for peace building, security and conflict resolution.
II. Collaborate with National Government in physically defining the boundaries of the County
III. Prioritize joint ventures like water pans/boreholes
IV. Develop & operationalize peace building forums
V. Opening up road and communication networks in conflicts areas

h) Wealth Creation/County Revenue Enhancement

COUNTY ASSEMBLIES FORUM (CAF)
P. O. Box 73552 - 00200,
NAIROBI, KENYA

I. Innovative finance resource mobilization
II. Revitalizing tourism sector
III. Value addition of crop, livestock and fish products
IV. Green energy technologies development

i) Collaboration and Strategic Partnerships

I. Enhance and strengthen collaboration with UNHCR (KESEDP) and other development partners.
II. Explore public private partnership in implementation of projects
III. Develop resource mobilization Strategy
IV. The realization of these priority programmes will require the effort of all the county entities. These entities have been allocated resources depending on the weight of the agenda they are delivering.
V. Administration and Governance Sector The sector consists of six sub-sectors. They include the Governor's Office, the Department of Finance and Economic Planning, the Department of Public Service Management, Devolution, and Public Administration, the County Public Service Board, the County Attorney's Office, and the County Assembly

Medium Term Expenditure Framework Sectors

1.Administration and Governance Sector

48. The sector consists of six sub-sectors. They include the Governor's Office, Office of the deputy Governor, the Department of Finance and Economic Planning, the Department of Public Service Administration and Disaster Management, the County Public Service Board, the County Attorney's Office, and the County Assembly. The sector has accomplished several milestones during the Medium-Term period 2021/22 - 2023/24. These achievements consist of completing
49. Key achievements include; Facilitated the formulation and approval of Turkana County Village Bill, 2019. The new bill created 156 Village Administrative Units; The sector provided training and capacity building for 40 county enforcement officers on VIP and critical infrastructure protection; The sector also provided humanitarian assistance to over 640,000 people through provision of over 50,000 metric tons of assorted food

1.1 Governance

Vision

The hallmark of transformative governance.

Mission

To provide transformative leadership for the development of Turkana County

COUNTY ASSEMBLIES FORUM (CAF)
P. O. Box 73552 - 00200,
NAIROBI, KENYA

1.2 Deputy Governor

1.3 Office of the County Attorney

Vision:

A leader in advancing the rule of law to guarantee a just, equitable and prosperous
county

Mission:

To provide quality efficient and fair legal services to the county government.

Priority; Improve legal compliance and reduce litigation burden

1.4 Finance and Economic Planning

Vision:

To be accountable to the public in providing efficient planning and financial services
with the aim of promoting growth, development and prosperity to realize the full
potential of Turkana County's economy.

Mission:

To promote economic development, good governance, social progress and rising
living standards through accountable, economic, efficient, equitable and sustainable
management of Turkana County's public finances to advance economic growth, broad-based empowerment, progressive realization of human rights and the elimination of poverty.

Sub-Sector Priorities

1. **To Strengthen Financial Management and Reporting**; Increase own source revenue, strengthen financial management processes, strengthen accounting and internal audit management systems, strengthen human resource capacity on PFM and Strengthening budgeting
2. **Policy formulation, Planning, Monitoring and Evaluation;** Strengthen County planning systems, participatory public policy making process, county M&E systems and county statistical systems.
3. **To increase access to ICT and e-government services**; Strengthen ICT infrastructure and connectivity Build human resource capacity to utilize ICT services

1.5 County Assembly

Vision

Leading legislature of excellence in upholding democratic principles, separation of
powers and social justice

COUNTY ASSEMBLIES FORUM (CAF)
P.O.Box 73552 - 00200,
NAIROBI, KENYA

Mission

Turkana County Assembly Strives to ensure effective representation, legislation, oversight and promotion of equity and equality for the people of Turkana County

Priority; To strengthen oversight, legislation and representation

1.6 Turkana County Public Service Board

Vision

To be the lead Public Service Board in the provision of a high performing, dynamic
and ethical County Public Service.

Mission

To establish and maintain adequate, professional and competent workforce for quality and effective service delivery, realization of County development goals and
fostering national unity.

Priority; Strengthening human resource management

1.7 Public Service, Administration and Disaster Management

Vision

To be a sector of excellence in the promotion of enabling environment where people of Turkana County enjoy quality service.

Mission

To establish structures that provide conducive and inclusive environment for high
productive work force, convenient work place as well as across systems for preparedness, mitigation, prevention, response and recovery from disaster emergencies.

Sub-Sector priorities

1. To increase public service delivery
2. Strengthen disaster preparedness and management

2.1 Water Services.

Vision

Water secure County with effective governance structures for improved water service

delivery and ensure sustainable development in a clean and healthy environment that promotes sustainable exploitation of mineral resources in Turkana County.

COUNTY ASSEMBLIES FORUM (CAF)
P. O. Box 73552 - 00200,
NAIROBI, KENYA

Mission

Equitable access to adequate quality water for sustainable socio-economic development and preservation of the environment.

Achievements for water sub-sector

1. Construction and equipping of 1 water quality laboratory to monitor water quality.
2. Purchasing of three field utility vehicles for operation and maintenance teams in the sub counties (Loima, T/Central and T/West)
3. Operationalization of the Turkana Water Act of 2019 through registration of two water companies for urban and rural.
4. Construction of 5 Mega pans in Lokapichit, Mogila, Loitan, Nasinyono and Aroo
5. Improvement of Lodwar Municipality water supply
6. Supply, delivery and installation of 2 reverse osmosis plant at Monti and Kaituko
7. Drilling And equipping of 36 Boreholes
8. Rehabilitation of 400 water points

The identification of Water Sector priorities has been informed by the governor's nine-point agenda, CIDP III, and prevailing relevant strategic development plans and policies. The MTEF period priorities are going to be actualized through the implementation of activities and projects under the two Water sector programs together with their related sub programs. The water sector has two programmes. These two programmes include General Administration and Support Services and Water Supply and Storage

2.2 Infrastructure, Transport and Public Works

Vision

To realize adequate and accessible quality infrastructure, government housing and
building, and other public works for the county.

Mission

To facilitate provision, construction and maintenance of quality infrastructure, government buildings and housing, and other public works for sustainable social economic development.

Key Achievement for the period-

Roads

- The department graded and maintained 1,531.875 Kms- This opened more centres and opened up insecure areas
- Eighty roads in number were maintained across the County- This improved on accessibility in terms of transportation of goods and services.
- Constructed 3 drifts; Nakiriesia Drift (65 metres), Kaikor Drift (50 Metres) and Kablit Drift (30 Metres).
- Rehabilitation and Repair of 10Kms tarmac in Lodwar Town; There were dilapidated sections in the previously tarmacked road in town- The scope of works done was Culvert installations, Road Marking and other works.
- 12.5 Kms of the graded sections were gravelled in sections comprised of loose soils and muddy terrains.
- An Annual Roads Inventory Condition Survey (ARICS) of about 3,500 Kms was conducted. i.e. both in 2022/2023 and the 1st quarter of 2023/2024.
- There was Purchase of Design softwires for Engineers which eased the service delivery in terms of production of Bills of Quantities and design works.
- Maintenance of a flagship project- Napak Hill Road Project; This is a rigid pavement (Concrete), This is a problematic section that has always been crippling the movement of goods and people even to Ethiopia via Kibish.

COUNTY ASSEMBLIES FORUM (CAF)
P.O. Box 73552 - 00200,
NAIROBI, KENYA

Transport

- Benchmarking and T.O.Rs generation stage
- Identification of transportation route across lake Turkana to Marsabit
- Identification of Docking sites location.
- Light graded and rehabilitation of Kaeris and Kachoda Airstrip.
- Land allocated for relocation of Lodwar Airport and expansion of Lokichar, Lokori, Katilu and Lobokat Airstrips.
- Renovation of parts store, bush clearing on the parking slots, waiting bay Area and cleaning of mechanical offices.

Public Works.

- Construction of material testing lab @80% and works are on progress
- River Turkwel river protection @100% implementation status
- Designed 396 government building /structures
- Supervised 296 government building /structures

Priorities for the sub-sector

1. To improve road network and connectivity
2. To improve public works services

COUNTY ASSEMBLIES FORUM (CAF)
P. O. Box 73552 - 00200,
NAIROBI, KENYA

Specific priorities based on the current need;

Based on the three programmes namely Roads, Transport and Public works. The sub sector prioritizes on

- Purchase of vehicles for supervision of projects,
- Kms of roads tarmacked,
- new bridges designed,
- operationalization of mechanic garage

3.Health Sector

The Health Sector consists of two sub-sectors: Medical Services and Promotive and Preventive

3.1 Health Services and Sanitation

Vision

A healthy and productive County

Mission

Offer high quality and sustainable health services to Turkana County residents and
promoting an alcohol and drug free environment.

Health Sector Priorities

1. Increase access to preventive and promotive health services
2. Increase access to curative and rehabilitative health services
3. Enhance administrative and health support services

4. Education and Social Protection

The sector consists of 3 sub-sectors: Education and Vocational Training; and Social Protection

4.1 Education, Sports and Social Protection

Vision:

A County with a nationally competitive quality education and training that promotes
sports and provides quality of life

Mission:

To provide access to quality Education and training, nurture sports talents for socioeconomic development.

Sub-Sector Priorities

1. Increase access to quality ECD education
2. Increase access to quality VTC education
3. Increase access to social protection services
4. To enhance sports and talent development
5. To promote County Library Services

COUNTY ASSEMBLIES FORUM (CAF)
P. O. Box 73552 - 00200,
NAIROBI, KENYA

5. General Economic and Commercial Affairs Sector

The sector consists of two sub-sectors: Trade, Industry, Investment, and Tourism; and Cooperatives and Enterprise Development.

Key Achievements

Business Development and Training Services; Inspection and verification of Weighing and Measuring Equipment and acquisition of basic standards and tools; Construction of Market Stalls; Community sensitization and mobilization on the value of the cooperative movement; MARKETS - 14 constructed market stalls across the county to benefit over 600 traders; Disbursement of youth and women empowerment fund (220M); 1428 weighing scales & all Petrol Stations were calibrated to comply with required National Government Standards; The sector also commissioned a 200-vendor capacity TowoKayeni Market for the host community in Kakuma Turkana West in partnership with WFP;100 groups benefited from women and Youth fund to expand businesses; Coble stone layering of the Modern Lodwar Fresh Produce Market with support from ILO-Labour Intensive Project; Constructed a Modernized retail and fresh produce market in Lodwar at a cost of 30M;New market in Lokitaung' at a cost of 19M.;The sector trained over 4,300 traders across the county on basic business skills, with the support from partners i.e GIZ, Save the Children and Mercy Corps;The sector disbursed **Ksh. 85,675,000** to various business groups across the county to provide capital for business start-ups; The sector also signed a Ksh. **245 million** Tripartite Advisory Agreements (TCG/IFC/UNHCR) to mobilize resources for establishment of a Biashara/Huduma Centre project in Kakuma that will help locals and refugees to access Government services under one roof; **KES 66 million** were disbursed to 22 youth and women groups ;Turkana County Department of gender and youth affairs Supported 40 Turkana South youth and women groups with generators to enhance their agricultural activities; Disbursed 187,500,000m to 750 women and youth groups; Capacity built prospective women on resource mobilization, running competitive campaigns, time management, and public engagement among others; There was increase in cooperative membership, member deposit, share capital, income, loan uptake and turnover. This was due to revival of 12 Key Dormant Cooperative Societies, and promotion of 54 New Co-operative Societies thereby increasing the number of registered Co-operatives from 30 to 84;123 Cooperative audits were also

conducted. The audit fees collected were shared between the County Government (70%) and the National Government (30%).

COUNTY ASSEMBLIES FORUM (CAF)
P. O. Box 73552 - 00200,
NAIROBI, KENYA

5.1 Trade, Gender and Youth Affairs

Vision

To be a global leader in promoting trade investment, Industrial and sustainable cooperative sector as well as championing for youth empowerment and a gender
equitable society

Mission:

To promote the growth of vibrant and profitable cooperatives, financing sustainable
SMEs, encouraging fair trading practices and promote youth affairs and affirmative
action.

Sub-Sector Priorities

1. Enhance trade and industrial development
2. Strengthen cooperative movement
3. Enhance access to youth empowerment opportunities
4. Enhance access to women empowerment opportunities

5.2 Tourism, Culture and Natural Resources

Vision

To be globally competitive in tourism, culture, heritage and natural resources preservation and protection

Mission

To promote and facilitate a sustainable and vibrant environment for tourism, culture,
heritage and protection of our diverse natural resources.

Sector Priorities

1. To improve Environmental conservation and natural resource management
2. To enhance access to energy
3. To strengthen culture and arts preservation

6.Agriculture Rural and Urban Development Sector

the Agriculture Rural and Urban Development (ARUD) sector comprises five sub-sectors namely; Agriculture; Livestock Development and Fisheries; Lands and Physical Planning; Lodwar municipality and Kakuma Municipality.

Key achievements include 4 solar deep freezers procured and handed over; 408 Fisherfolk trained; 40 outboard boat engines procured and distributed; 34,247

Bags of livestock feeds distributed to 16,947 livestock keepers; 11,550 livestock farmers reached through livestock extension service; 10,55[illegible] during livestock offtake/destocking; 6420 livestock keepers registered as beneficiaries of livestock insurance (DRIVE project); 268 HHs Restocked with 1001 shoats; 13 Participatory Disease Surveillance conducted; Completed renovation and operationalized Lokichar, Kainuk and Lokichoggio slaughter houses; Completed renovation and operationalized Lokori and Kakongu slaughter slabs; 10 hides and skins traders licensed;195 CDRs Trained and graduated; 677,478 livestock vaccinated (PPR, CCPP, S&G pox, LSD), dewormed and treated and 12, 997 poultry vaccination against Newcastle disease supported by UNFAO; 4 Irrigation schemes rehabilitated and expanded;2 irrigation infrastructure protected; 4 integrated spate irrigation scheme established; 375 conical gardens established by USAID-Nawiri; 25 Solar vegetable driers distributed by USAID-Nawiri; 15 organized youths from Nabulon trained on soil sampling and testing; 36 Community based facilitators identified and trained in collaboration with FAO; 3500 Sorghum Value chain actors Capacity built on various topics to enhance commercialization; 14.1 MT of unshelled groundnuts worth Kes 1.1 million aggregated and sold to Egerton University (6.6MT) and INSTA Products(7.5MT); 2 Groundnut Harvesters procured by FAO; 2 Power tillers (Hand held walking tractors) procured for the communities by FAO; 725 pieces of assorted farm implements distributed to farmers; 3,295 farm tools worth 2.1 million procured by ASDSP and distributed to farmers at; 11 Plant operators trained and mentored on operation and maintenance of tractors.; 25 Agri-preneurs trained on operation and maintenance of small agricultural machineries (walking tractor, power saw, brush cutter, motorized spray pump)

COUNTY ASSEMBLIES FORUM (CAF)
P.O.Box 73552-00200,
NAIROBI, KENYA

6.1 Agriculture Pastoral Economy and Fisheries

Vision

To be the leading agent towards the achievement of food security for all, employment creation and income generation and poverty reduction in Turkana County

Mission

To facilitate sustainable development and management of livestock and fisheries resources for food security and socio-economic development and improved livelihood resilience, food and nutrition security through sustainable infrastructure
and increased production.

Sub-Sector Priorities

1. Increase Agricultural production/Productivity
2. Increase livestock production
3. Increase Fish production

6.2 Lands, Energy, Housing and Urban Areas Management

COUNTY ASSEMBLIES FORUM (CAF)
P.O. Box 73552 - 00200,
NAIROBI, KENYA

Vision:

Provision of efficient and effective Land and Energy administration that promote security of tenure, equitable accessible to land and energy with sustainable utilization
of renewable energy sources.

Mission

To develop integrated land and energy development for Turkana County that will
Identify the development need, priorities and recommend on that the polices, measures and strategies for sustainable development to provide a spatial Framework
to guide sustainable development and manage land for equitable access and ownership and provision of green sustainable energy.

Sub-Sector Priorities

1. To strengthen physical planning and land use management
2. To strengthen urban management and increase Housing

Lodwar Municipality and Kakuma Municipalities

Priority; Strengthen Municipal Services

COUNTY ASSEMBLIES FORUM (CAF)
P. O. Box 73552 - 00200,
NAIROBI, KENYA

CHAPTER 4

BUDGET FRAMEWORK FY 2025/2026

Fiscal Framework Summary

50. The fiscal framework for the FY2025/26 and the medium-term budget is based on the Government's policy priorities and macroeconomic policy framework.
51. The County will also continue to prioritize implementation of programmes outlined in the County Integrated Development Plan (CIDP) 2023-2027. Further, the framework prioritizes prudent fiscal policy as a commitment towards sound financial management practices as entrenched in the Public Finance Management Act, 2012.
52. Sustainability, affordability and prioritization will guide programme/project identification and implementation. This will be achieved through spending that is directed towards the most critical needs of the County . There will also be increased focus on improvement of both efficiency and productivity of recurrent expenditure. The focus for development expenditure will seek to ensure equitable development, completion of projects on time and align the projects priorities in line with the Governor's Nine Point Agenda. There is need to refocus efforts on key streams, broadening the revenue collection base in order to increase revenue collection through automation of more revenue streams while continually sealing any existing leakages.

Fiscal Performance.

53. The County budget estimates for FY 2023/2024 was **KES. 17,222,014,427** comprising of **KES. 10,168,876,881 (59.05%)** as recurrent expenditure and **KES. 7,053,137,546 (40.95%)** being development expenditure.
54. FY 2013/2014 had the least expenditure due to low total county revenue and lack of adequate personnel.

Table 4. 1 :Year to Year Analysis of Budget versus Expenditure

COUNTY ASSEMBLIES FORUM (CAF)
P.O. Box 73552 - 00200,
NAIROBI, KENYA

Financial Year	Total Expenditure	Total Budget
2013/2014	4,606,655,178.55	7,324,684,863.90
2014/2015	9,040,611,198.00	12,994,806,145
2015/2016	9,239,924,801.00	13,383,307,695.00
2016/2017	10,376,634,361.00	14,365,952,550.43
2017/2018	8,415,946,117.60	12,150,678,594.00
2018/2019	11,558,662,453.00	14,924,810,127.70
2019/2020	12,244,281,504.07	14,842,631,145.02
2020/2021	11,242,158,912.25	14,478,839,126.04
2021/2022	10,766,493,467.45	16,188,835,692.20
2022/2023	15,357,504,482.25	18,409,129,261.19
2023/2024	13,474,567,217.45	17,222,014,427.05

Source: Turkana County Budget Review and Outlook Paper (CBROP) 2024

Figure 4. 1: Year to Year Analysis of Budget versus Expenditure

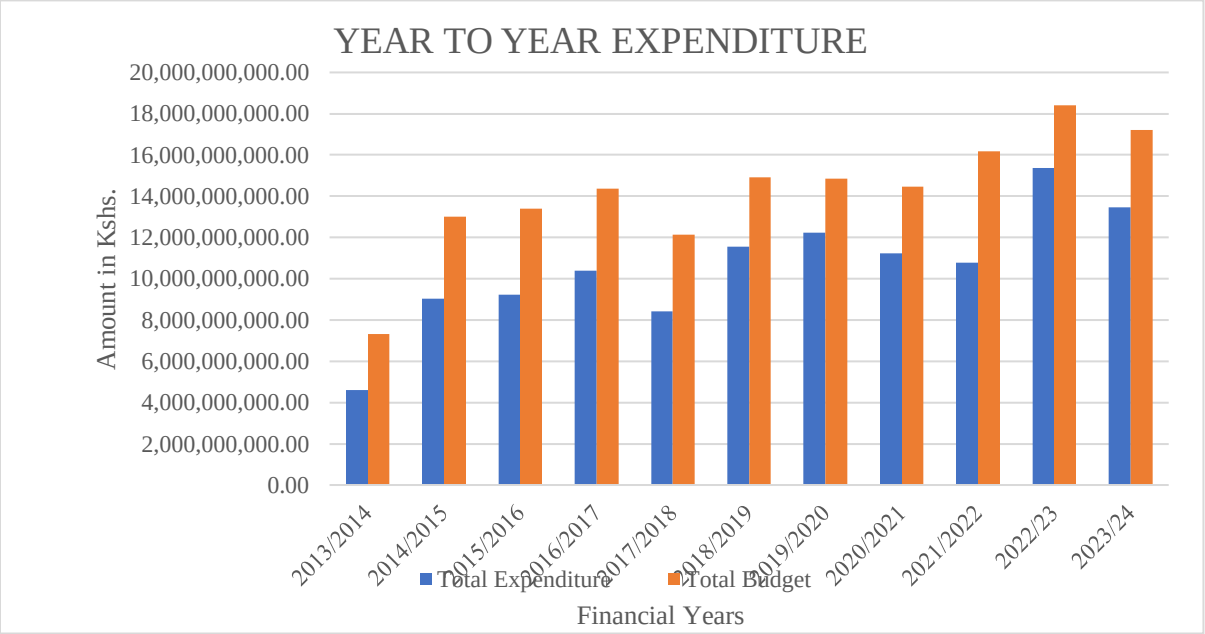

Source: Turkana County Budget Review and Outlook Paper (CBROP) 2024

55. The total revenue realized was **KES. 13,130,039,671** which was 89 per cent of the projected revenue targets. Equitable share amounted to **KES. 12,092,431,176**, the total receipts from conditional grants cumulatively amounted at **KES. 501,853,120** while the revenue collected locally amounted to **KES. 535,755,375**. The balance carried forward available at the County Revenue Fund Account was **KES. 2,264,308,250** which comprised of **KES. 2,122,691,298** as Equitable Share from FY 2022/2023 and **KES. 141,616,952** as the conditional grants carried forward.

56. The unrealized revenue was **KES. 1,694,512,333** representing 11 percent. Unrealized revenue were; Equitable share of **KES. 1,051,515,757**, conditional grants amounted to **KES. 958,751,950**. Own Source revenue surpassed its target by **KES. 315,755,375**. The Equitable share for June was received in July 2024 resulting in huge balances carried forward.

COUNTY ASSEMBLIES FORUM (CAF)
P. O. Box 73552 - 00200,
NAIROBI, KENYA

Table 4. 2: Total Own Source Revenue Collection for Turkana County for FY 2023/2024

Month	Amount Collected in Kshs.	Cumulative Collections
Jul	13,656,245.25	13,656,245.25
Aug	14,719,955.50	28,376,200.75
Sep	10,476,662.65	38,852,863.40
Oct	14,050,907.40	52,903,770.80
Nov	11,065,466.10	63,969,236.90
Dec	10,179,435.35	74,148,672.25
Jan	18,496,021.90	92,644,694.15
Feb	21,009,028.00	113,653,722.15
Mar	21,407,370.00	135,061,092.15
Apr	18,276,051.00	153,337,143.15
May	12,748,340.00	166,085,483.15
Jun	369,669,892.00	535,755,375.15
Total Collections for FY 2023/2024		**535,755,375.15**

Source: Turkana County Budget Review and Outlook Paper (CBROP) 2024

Figure 4.2: Monthly Analysis of OSR

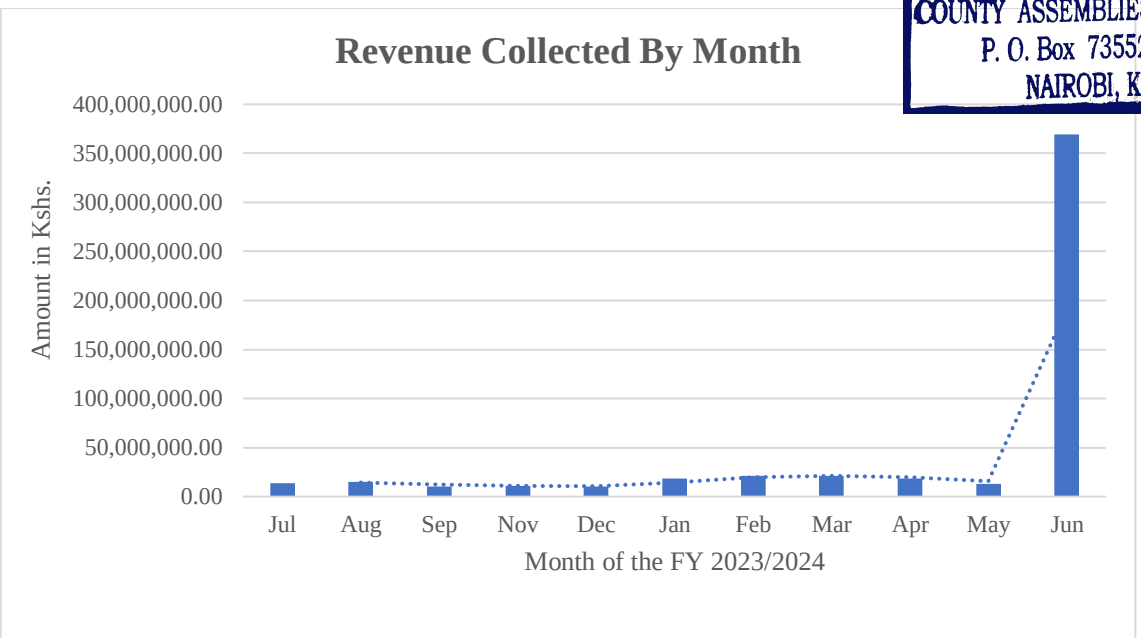

COUNTY ASSEMBLIES FORUM (CAF)
P. O. Box 73552 - 00200,
NAIROBI, KENYA

Source: Turkana County Budget Review and Outlook Paper (CBROP) 2024

Table 4. 3: FY 2023/2024 OSR Collection by Stream

REVENUE STREAM	Amount Collected in Kshs.	%
SINGLE BUSINESS PERMIT(Application fee,renewal,penalties/interest,Arrears)	37,406,830	7.0%
ROYALTY-CESS(Murram, hardcore sand, ballast, Exploitation)	17,673,203	3.3%
CESS(Agricultural,Transport ,Hide & skin, charcoal cess, firewood, miraa cess,scrap metal,Fish)	53,667,953	10.0%
MARKET FEE(Barter, entry fee/offloading,hawking,)	9,524,291	1.8%
SLAUGHTER/AUCTION FEE(Small and Big animals)	19,529,335	3.6%
ADVERTISEMENT(Branding,Billboard,Sign post, sign boards,roadshows,banners,posters,tent,street pole/clock advertising,Neon,others)	4,367,185	0.8%
PARKING FEE (Street parking,Monthly stickers,motorbike fees,registration fees,reserved parking,bus park fees and others)	3,514,490	0.7%
TRANSPORT OPERATION FEE -Entry/Exit (Taxi, Bodaboda, Matatu, Canter, Lorry, and buses)	12,472,870	2.3%
LIQUOR LICENCES(Liquor License and Application Fee)	279,200	0.1%
LAND SURVEY/APPLICATION/ BUILDING APPROVAL(Land penalties and interest/arrears)	262,021,008	48.9%
PROPERTY RENT/KIOSKS/STALLS(County Housing,Plot Rent,Tenants Agreement,Transfer of property)	2,670,000	0.5%

REVENUE STREAM	Amount Collected in Ksh	%
PUBLIC HEALTH SERVICES(Inspection of building/institutions,hygiene licence,vaccination,medical examination,sanitation inspection for schools,permits,fumigation)	1,949,320	0.4%
ADMINISTRATION CONTROL FEES AND CHARGES(Fire Services,Betting Levy,others)	-	0.0%
OTHER FEES PENALTIES AND FORFEITURES-Impounding fees,Towing Fees and Others	810,201	0.2%
PARK FEES-Lodge Tarriffs and Levis,Park Entry fees,filming and photography fees,camping fees,balloon landing fees,others	43,000	0.0%
CONSERVANCY ADMINISTRATION-Refuse disposal,Dumpsite,Sewerage,Sale of seedlings,public cemetery,disposal of carcases,noise control,others	223,250	0.0%
CORPORATES	11,346,756	2.1%
HIRE OF COUNTY ASSETS-Agricultural Mechanisms Services,Hire of Machines and Equipments,Hire of County Hall,Stadium,Conference Facilities,Agricultural Training Center,Hire of County Tents/Chairs	-	0.0%
PHYSICAL PLANNING AND DEVELOPMENT(Sale of county planning documents,change of user,building plans approval,signposts,occupational permits,enforcement/demolition,achitectural designs by county officers,hoarding fees)	395,000	0.1%
MISCELLENOUS RECIEPTS-Dividends,Interest,Commission,	-	0.0%
DONATIONS AND GRANTS NOT RECEIVED THROUGH CRF(Donations and Grants Based on Source.	-	0.0%
SINGLE BUSINESS PERMIT - Refugees	2,199,939	0.4%
WEIGHTS AND MEASURES	287,700	0.1%
Sub Total	440,381,531	
Lodwar County Referral Hospital - AiA (Facility Improvement Fund)	92,244,444.00	17.2%
Lopiding Sub County Hospital - AiA (Facility Improvement Fund)	2,429,800.00	0.5%
Lokitaung Sub County Hospital - AiA (Facility Improvement Fund)	699,600.00	0.1%
TOTAL	535,755,375	100%

Source: Turkana County Budget Review and Outlook Paper (CBROP) 2024

COUNTY ASSEMBLIES FORUM (CAF)
P. O. Box 73552 - 00200,
NAIROBI KENYA

Analysis of Revenue Collection Per Year

COUNTY ASSEMBLIES FORUM (CAF)
P. O. Box 73552 - 00200,
NAIROBI, KENYA

Figure 4. 3: Analysis of OSR Collection per year

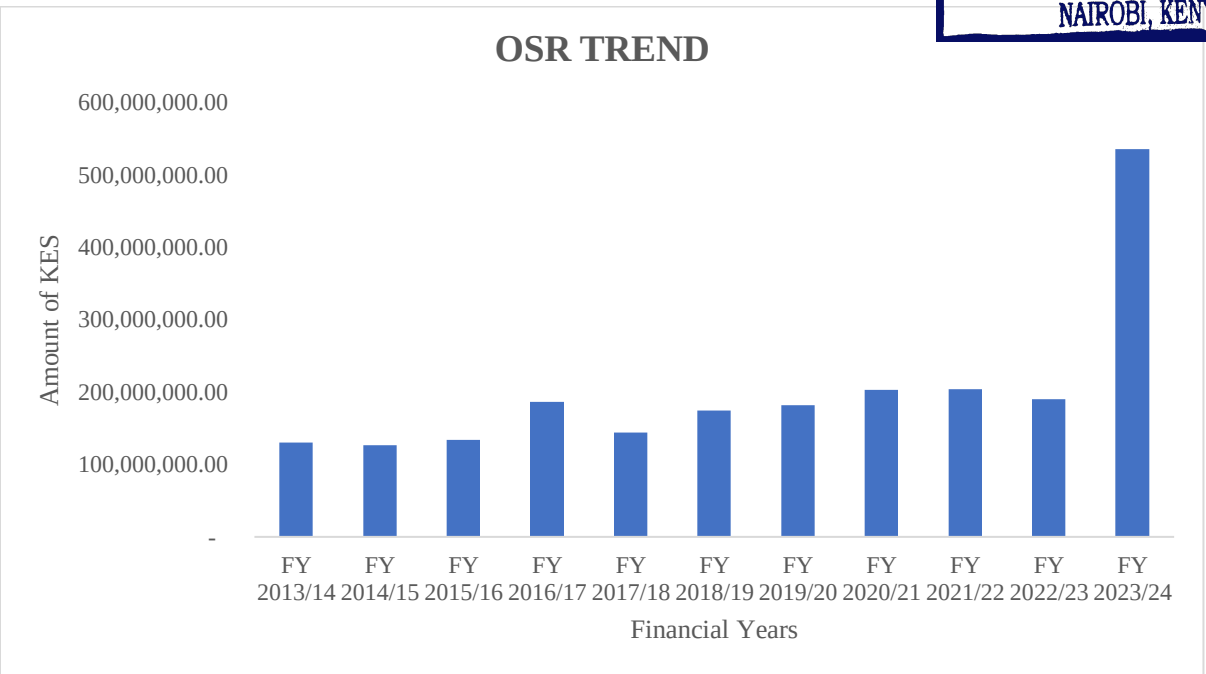

Source: Turkana County Budget Review and Outlook Paper (CBROP) 2024

County Exchequer Releases

COUNTY ASSEMBLIES FORUM (CAF)
P. O. Box 73552 - 00200,
NAIROBI, KENYA

Table 4. 4: FY 2023/2024 County Revenue Fund Receipts

Period (2023/2024)	Quarter 1 (Kshs.)	Quarter 2 (Kshs.)	Quarter 3 (Kshs.)	Quarter 4 (Kshs.)	Total (Kshs.)
County Executive -Rec	898,955,897	3,428,937,314	1,715,710,806	2,994,317,834	9,037,921,851
County Executive -Dev	-	1,056,120,572	728,704,401	2,507,163,489	4,291,988,462
County Assembly - Rec	197,807,795	331,217,136	307,734,711	234,075,678	1,070,835,320
County Assembly - Dev		39,996,173	34,094,000	103,192,971	177,283,144
Special Purpose A/c (Specify)	126,890,978	-	-	516,579,094	643,470,072
Total	**1,223,654,670**	**4,856,271,195**	**2,786,243,918**	**6,355,329,066**	**15,221,498,849**

Source: Turkana County Budget Review and Outlook Paper (CBROP) 2024

57. The total CRF Account releases amounted to **KES. 15,221,498,849** that were transferred to various accounts of the spending entities. The County Executive received a total of **KES. 13,329,910,313**, the County Assembly received **KES. 1,248,118,464** while **KES. 643,470,072** were released to Special Purpose accounts for Conditional Grants.
58. The County Executive received **KES. 9,037,921,851** for the recurrent expenditure and **KES. 4,291,988,462** for the development expenditure. The County Assembly received **KES. 1,070,835,320** for recurrent expenditure and **KES. 177,283,144** for development expenditure. The fourth quarter had the highest CRF releases of **KES. 6,355,329,066** while the first quarter had the least CRF releases of **KES. 1,223,654,670**.

Absorption rates

59. In the period under review, the total county expenditure including the County Assembly expenditure stood at **KES 14,678,970,396** representing an aggregate absorption rate of 85 per cent of the revised budget estimates.
60. Public Service, Administration and Disaster Management incurred the highest expenditure of **KES. 6,115,526,374**, majorly driven by spending in personnel emoluments, staff benefits and purchases of humanitarian relief food among other

expenditure items, registering an average absorption rate of 100%. Agriculture, Livestock Development and Fisheries had the least expenditure at 47 per cent.

COUNTY ASSEMBLIES FORUM (CAF)
P. O. Box 73552 - 00200,
NAIROBI, KENYA

Table 4.5: FY 2023/2024 Expenditure by Entity and Category

Department	Annual Budget(1)	Total Expenditure (3) Year-To-Date	Variance (5) (1-4)	Absorption Rate(%)(4)
Governance	344,837,659.08	264,306,774.85	(80,530,884.23)	77%
Office of the Deputy Governor	30,823,345.00	29,287,808.35	(1,535,536.65)	95%
County Attorney	64,923,345.00	62,874,678.70	(2,048,666.30)	97%
Finance and Economic Planning	2,480,388,399.50	1,737,134,476.18	(743,253,923.33)	70%
Water Services	535,014,727.00	482,430,019.25	(52,584,707.75)	90%
Health Services and Sanitation	1,288,652,540.30	1,015,561,090.80	(273,091,449.50)	79%
Trade, Gender and Youth Affairs	525,883,025.00	370,218,622.40	(155,664,402.60)	70%
Education, Sports and Social Protection	1,119,934,772.15	909,122,504.00	(210,812,268.15)	81%
Public Service, Administration. & Disaster Management	6,130,527,934.00	6,115,526,374.00	(15,001,560.00)	100%
Roads, Transport & Public Works	377,133,972.85	357,400,714.95	(19,733,257.90)	95%
Agriculture, Livestock Development and Fisheries	1,701,041,326.67	804,164,909.70	(896,876,416.97)	47%
Tourism, Culture, Energy, Environment, Natural Resources and Climate Change	642,185,236.00	608,285,009.15	(33,900,226.85)	95%
Lands, Physical Planning and Urban Development	242,609,228.85	212,063,494.75	(30,545,734.10)	87%
County Assembly	1,238,877,259.00	1,220,279,856.77	(18,597,402.23)	98%
County Public Service Board	134,613,346.00	125,745,752.35	(8,867,593.65)	93%
Lodwar Municipality	345,568,310.65	345,568,310.65	-	100%
Kakuma Municipality	19,000,000.00	19,000,000.00	-	100%
TOTAL	**17,222,014,427.05**	**14,678,970,396.85**	**(2,543,044,030.21)**	**85%**

Source: Turkana County Budget Review and Outlook Paper (CBROP) 2024

Pending Bills

COUNTY ASSEMBLIES FORUM (CAF)
P. O. Box 73552 - 00200,
NAIROBI, KENYA

61. The eligible pending bills as at 10th February 2025 amounted to **KES. 1,528,157,919** comprising of **KES. 768,324,640** Recurrent and **KES. 759,833,279** Development Bills as presented in **Table 4.6** below. These bills are further categorized as those previously reviewed and not budgeted for and those reviewed in the current financial year (FY 2024/25).

Table 4.6: Eligible Pending Bills

Category	Recurrent	Development	Total
Pending Bills Riewed from July 2024 to February 2025	285,772,775	485,747,504	771,520,279
Pending Bills Riewed previously and not budgeted	482,551,865	274,085,775	756,637,640
Total	**768,324,640**	**759,833,279**	**1,528,157,919**

Proposed Vertical Division of Revenue for FY 2024/25

62. Based on ordinary revenue projection of **KES. 4,485.7 billion** in FY 2025/26, it is proposed that **KES. 2,749.5 billion** be allocated to National Government, and **Ksh 405 billion** to County Governments as equitable revenue share. **Table 4.7** shows the computation of the equitable share to County Governments for the FY 2024/25 to FY 2027/28.

63. The allocation to County Governments' equitable revenue share of **KES. 405 billion** in FY 2025/26 is informed by the following prevailing circumstances:

    a. Trends in the performance of revenue (this was taken into consideration in determining the KSh 17.64 billion increases in equitable share of revenue in FY 2025/26);

    b. The Government commitment to implement a fiscal consolidation plan targeting to reduce fiscal deficit to **4.3** percent of GDP in FY 2025/26 and **2.7** percent of GDP over the medium term. This is designed to slow down accumulation of debt, improve primary surplus thereby achieve fiscal sustainability;

    c. Financing constraints due to limited access to finance in the domestic and international financial markets; and

d. The National Government continues to solely bear shortfalls in revenue in any given financial year whereas the County Governments consistently receive their full allocation despite the budget cuts affecting the National Government.

COUNTY ASSEMBLIES FORUM (CAF)
P.O. Box 73552 - 00200,
NAIROBI, KENYA

Table 4.7: FY 2023/2024 Expenditure by Entity and Category

S/NO.	Details	Financial Years			
		Supplementary Estimates No.1	BPS Projections		
		FY 2024/25	FY 2025/26	FY 2026/27	FY 2027/28
1.0	National Government	2,300,525.7	2,749,514.0	2,886,887.2	3,194,632.9
	Executive	2,237,155.0	2,681,396.1	2,814,008.4	3,116,725.6
	Parliament	40,865.5	42,488.2	44,612.7	46,087.8
	Judiciary	22,505.1	25,629.8	28,266.0	31,819.5
2.0	Consolidated Fund Services	1,237,233.8	1,331,132.6	1,465,935.8	1,616,667.9
3.0	County Government- Sharable Revenue	410,834.0	405,069.4	416,992.2	429,377.2
	Sharable Revenue	380,000.0	405,069.4	416,992.2	429,377.2
	Arrears	30,834.0			
	Total	**3,948,593.4**	**4,485,716.0**	**4,769,815.2**	**5,240,678.1**

Source: The National Treasury

Horizontal Division of Revenue among Counties

64. The National Treasury proposes to allocate County Governments an equitable share of KSh. 405.1 billion from the shareable revenue raised nationally to be shared among County Governments on the fourth basis formular for sharing revenue approved by Parliament under Article 217 of the Constitution.
65. Horizontal allocation of revenue among the County Governments for FY 2025/26 is based on the Fourth Basis of revenue sharing proposed by the Commission on Revenue Allocation. The fourth basis takes into account the following parameters:
    i. Population (42 percent);
    ii. Equal Share (22 percent);
    iii. Geographical Size (9 percent);
    iv. Poverty (14 percent);
    v. Income Distance (13 percent);
66. Based on the Fourth Basis Formular of revenue sharing above, Turkana County is projected to receive **KSh. 13,805,000,000.00** as Equitable Share for FY 2025/26.

Turkana County Government Revenue Projection FY 2025/26

COUNTY ASSEMBLIES FORUM (CAF)
P.O. Box 73552 - 00200,
NAIROBI, KENYA

67. The county total revenue projections for the FY 2025/26 are **KShs 17,178,110,906** which includes the equitable share, conditional grants and local revenue. Based on the Fourth basis by the Commission of Revenue Allocation, Turkana County is expected to receive **Kshs 13,805,000,000** as equitable share.The county is projected to receive development partners grants commitments worth **KShs. 2,993,110,906**. The County is expected to generate **KShs 380,000,000** from the Own Source Revenue sources achieveable through improved revenue administration and supervision and expanding the tax base. In the medium term, **80.36** per cent of the county revenues will be financed by the equitable share, **17.42** per cent by the conditional grants and **2.21** per cent by county own revenue sources.

Table 4.8: MTEF Projection of Revenue by Source for Turkana County

REVENUE BASKET	
Source	Amount (Kshs.)
Equitable Share	13,805,000,000
Own Source Revenue	380,000,000
Conditional Grants	2,993,110,906
TOTAL REVENUE	17,178,110,906

Source: 2025 BPS and Turkana County Directorate of Revenue

Own Source Revenue Projections

68. Own Source Revenue (OSR) for FY 2025/26 is projected to be in the region of KSh. 380,000,000.00. This amount of OSR collections per stream is as projected in **Table 4.9** below:

Table 4.9: Own Source Revenue Projections per Stream

COUNTY ASSEMBLIES FORUM (CAF)
P. O. Box 73552 - 00200,
NAIROBI, KENYA

REVENUE STREAM	PROJECTED TARGETS FOR FY 2025-2026
CESS	60,000,000
Transport Operation Fee	5,500,000
Slaughter/Auction Fee	16,000,000
Advertisement	3,000,000
Parking Fee	5,000,000
Land Survey/Application/ Building Approval Fee	12,000,000
House Rent/Kiosks/Stalls	2,000,000
Royalty	19,000,000
Corporates	13,500,000
Liquor Licences	5,000,000
Health (Public Health & Cost Sharing)	3,000,000
Single Business Permit	40,000,000
Market Fee	17,000,000
Hire of County Machines and Equipment	5,000,000
Weights and Measures	3,000,000
Trade Fair	4,000,000
Other Fees And Charges	2,000,000
Environment	1,500,000
Charcoal CESS/Permits	500,000
SBP Mass Collection Kakuma Refugee Camp	4,000,000
LCRH	150,000,000
Other Sub County Hospitals	9,000,000
TOTAL	380,000,000

Source: Directorate of Revenue, Turkana County.

Resource Requirements for all County Sectors.

COUNTY ASSEMBLIES FORUM (CAF)
P. O. Box 73582-00200,
NAIROBI, KENYA

69. The resources required for each county entity as per the Sector Working Group Reports for the implementation of their priorities for the coming year are as summarized in the table below.These are the funding requirements for the achievement of each sector's priorities for the FY 2025/26.

Table 4.10 Resource Requirements for each County Government Entity

S/NO	VOTE	Estimated Resource Requirement
1	Governane-OoG, DG, CS	558,000,000
2	County Attorney	115,000,000
3	Finance and Economic Planning	1,021,290,000
4	Water Services	1,714,200,000
5	Health Services and Sanitation	1,901,513,821
6	Trade,Gender and Youth Affairs	1,156,000,000
7	Education,Sports and Social Protection	3,892,560,000
8	Public Service, Disaster Management and Admnistration	6,558,375,069
9	Roads,Transport and Public Works	2,942,000,000
10	Agriculture, Livestock Development and Fisheries	2,458,200,000
11	Tourism,Culture,Natural Resources and Climate Change	2,495,735,000
12	Lands,Physical Planning and Urban Development	559,100,000
13	Turkana County County Assembly	812,400,000
14	County Public Service Board	229,000,000
15	Lodwar Municipality	975,098,000
16	Kakuma Municipality	975,980,000
	TOTAL	28,364,451,890

Source: Sector Working Group Reports, Turkana County

Criteria for the Determination of Ceilings for Departments

COUNTY ASSEMBLIES FORUM (CAF)
P. O. Box 73552 - 00200,
NAIROBI, KENYA

70. According to the Sector Working Group (SWG) reports,each sector outlined its priorities and associated costs for the achievement of their priorities. The total financial resources required by all sectors in the FY 2025/26 according to the SWG reports is estimated at **KES 28,364,451,890**, yet the projected revenue basket stands at **KES 17,178,110,906** implying a deficit of **KES 11,186,340,984**. Because we don't have to borrow to finance the deficit, we had to reduce sectors priorities and consequently reduce the sector budgets to the level of the expected revenue envelop on the basis of the following expenditure Ceilings categories.
    (i) Non discretionary expenditure or first charge to the revenue basket.
    (ii) Conditional Grants and matching Funds Contributions.
    (iii) Public Funds allocations
    (iv) Allocations for the provision of very critical public goods & services.
    (v) Distribution of Operations & Maintenance (O&M) ceilings across all County Entities.
71. **Non-discretionary Expenditure:** This is priority expenditure that is considered as first charge to the revenue basket. The total expenditure proposed under this category is **KES 9,044,371,988.00** as listed in **Table 4.11** below.

Table 4.11: First Charge Expenditure Ceilings.

First Charge	Department	Recurrent	Development	Total
County Assembly Ceiling	Turkana County Assembly	859,760,300.00	20,000,000	879,760,300.00
Personnel Emoluments	Public Service	5,344,561,546.00		5,344,561,546.00
Staff Medical Cover	Public Service	380,000,000.00		380,000,000.00
Group Life Insurance Cover	Public Service	190,000,000.00		190,000,000.00
Pending Bills	Finance	450,000,000.00	300,050,142	750,050,142
Ward Development Allocation	Various		1,500,000,000.00	1,500,000,000.00
TOTAL		**7,224,321,846.00**	**1,820,050,142.00**	**9,044,371,988.00**

72. The draft ceiling for the County Assembly is determined and recommended by the Commission on Revenue Allocation.The ceiling for the County Assembly may change if the Senate revises and approves final ceilings.
73. The combined wage bill for both the executive and the Turkana County Assembly is at **34.97%**. Continued increase in the personnel emoluments is reducing resources available for development and operations.Treasury is proposing a freeze

on employment until when resources are adequately available.

74. Treasury has continuously been reviewing and auditing pending bills cumulatively. The latest report on the pending bills has indicated that pending bills worth **KES 1,528,157,919** (recurrent **KES 768,324,640**; development **KES 759,833,279**) have been certified eligible for payments. Because of constrained resources, County Treasury has allocated **KES 750,050,142** for the settlement of pending bills and we shall continue progressively reviewing and paying remaining pending bills in future.

COUNTY ASSEMBLIES FORUM (CAF)
P. O. Box 73552 - 00200,
NAIROBI, KENYA

75. Each of the 30 wards has been allocated **KES 50M** for ward development projects. The County Treasury is proposing that these funds be used for the completion of stalled projects in each ward to unlock the intended potential benefits from such projects. Equalisation fund is creating and implementing several water projects, health centres, ECDE class rooms and energy projects among others in each ward and treasury is therefore proposing minimisation of creating new projects using the ward development allocation.

76. **Conditional Grants & Matching Funds** :These are allocations of grants contributed by both the County Government & the development partners to fund mutually agreed projects. The total proposed grants matching funds commitments contributions from both the County Government and development partners is **KES 591,535,000.00** and **KES 2,993,110,906.00** respectively as listed in **Table 4.12** and **Table 4.13** below.

Table 4.12: County Government Conditional Grants matching Funds

Conditional Grant	Recurrent	Development	Totals
Public Service, Administration and Disaster Management			
Kenya Devolution Support Programme (KDSP)II		10,000,000	10,000,000
Water Services			
K-WASH		100,000,000	100,000,000
Health Services and Sanitation			
Diocese of Lodwar	45,000,000		45,000,000
DANIDA (Primary Health Care)	17,952,000		17,952,000
Community Health Promoters (CHPs)	93,600,000		93,600,000

Conditional Grant	Recurrent	Development	Totals
Trade, Enterprise Development, Gender and Youth Affairs			
County Aggregation Industrial Park		150,000,000	150,000,000
Agriculture, Livestock Development and Fisheries			
Drought Resilience Programme In Northern Kenya(DRPNK)		34,983,000	34,983,000
Food System Resilence Programme (FSRP)		10,000,000	10,000,000
Agricultural Sector Development Support Programme(ASDSP/KADP)		10,000,000	10,000,000
Tourism, Culture, Energy, Environment, Natural Resources & Climate Change			
Financing Locally Lead Climate Action (FLLoCA)		120,000,000	120,000,000
TOTAL	**156,552,000**	**434,983,000**	**591,535,000**

COUNTY ASSEMBLIES FORUM (CAF)
P. O. Box 73552 - 00200,
NAIROBI, KENYA

Table 4.13: Development Partners conditional grants contributions

Conditional Grants	Recurrent	Development	Totals
Water Services			
K-WASH		200,000,000	200,000,000
Health Services and Sanitation			
DANIDA	26,928,000		26,928,000
Community Health Promoters (CHPs)	78,000,000		78,000,000
Public Service, Administration and Disaster Management			
KDSP II LEVEL I		37,500,000	37,500,000
KDSP II LEVEL II		352,500,000	352,500,000
Agriculture, Livestock Development and Fisheries			
Drought Resilience Programme In Northern Kenya(DRPNK)		696,652,000	696,652,000
Food System Resilence Programme (FSRP)		251,153,846	251,153,846
Agricultural Sector Development Support Programme(ASDSP/KADP)		11,000,000	11,000,000
Tourism, Culture, Energy, Environment, Natural Resources & Climate Change			
Financing Locally Lead Climate Action (FLLoCA)		350,000,000	350,000,000
Lands, Housing and Urban Areas Management			
Kenya Urban Support Programme (KUSP) II UIG	28,400,000		28,400,000
Window For Host and Refugee (WHR) UIG	70,000,000		70,000,000
Lodwar Municipality			

Kenya Urban Support Programme (KUSP) II UDG – Lodwar Municipality		174,734,820	174,734,820
Kakuma Municipality			
Window For Host and Refugee (WHR) UDG – Kakuma Municipality		716,242,240	716,242,240
TOTAL	**203,328,000**	**2,789,782,906**	**2,993,110,906**

COUNTY ASSEMBLIES FORUM (CAF)
P. O. Box 73552 - 00200,
NAIROBI KENYA

77. **The County Public Funds:** Public Funds are created to address certain specific public challenges. The total ceilings proposed for allocation under this expenditure category is **KES 258,500,000.00** as listed in **Table 4.14** below. It is worth noting that due to the Office of the Controller of Budget directive barring county governments from bursary issuance, treasury proposes that no funds should be allocated for Turkana County Skills Development Fund in the mean time until when further directive is produced from the ongoing dialogue on this issue.The Turkana County Cooperatives Development Fund has not disbursed this year's allocation and it is therefore proposed that it shouldn't be allocated more funds until the available funds are fully utilized.

Table 4.14: Proposed Public Funds Ceilings allocations.

Public Fund	Recurrent	Development	Totals
Finance & Economic Planning			
Turkana County Emergency Fund	100,000,000		100,000,000
Water Services			
Water Fund	5,000,000		5,000,000
Health Services and Sanitation			
Alcoholic Drinks and Substance Abuse Control Fund	9,500,000		9,500,000
Trade, Enterprise Development, Gender & Youth Affairs			
Turkana County Biashara Fund		20,000,000	20,000,000
Turkana County Youth And Women Empowerment Fund		90,000,000	90,000,000
Turkana County Cooperatives Development Fund		-	-
Education, Sports and Social Protection			
Turkana County Skills Development Fund-Bursary	-		-
Turkana County PWDs Development Fund	19,000,000		19,000,000
Technical Vocational Educational Training (TVETS)	15,000,000		15,000,000
TOTAL	**148,500,000**	**110,000,000**	**258,500,000**

78. **Allocations for the provision of critical public goods and services**

COUNTY ASSEMBLIES FORUM (CAF)
P. O. Box 73552 - 00200,
NAIROBI, KENYA

proposed allocations for the provision of very critical public goods and services.The total proposed ceilings for this category of expenditure is **KES 2,189,010,000** as listed in **Table 4.15** below.

Table 4.15: Critical Needs Allocations.

COUNTY ASSEMBLIES FORUM (CAF)
P. O. Box 73552 - 00200,
NAIROBI, KENYA

Critical Need Expenditure Item	Recurrent	Development	Allocation
Finance & Economic Planning			
Motor Vehicles Insurance	33,250,000		33,250,000
Internet Charges	12,350,000		12,350,000
Motor Vehicles Disposals	12,000,000		12,000,000
Suppliers Framework Agreements	3,610,000		3,610,000
Public Participation For Planning And Budget Documents	20,200,000		20,200,000
Construction of Economic Planning Offices		10,000,000	10,000,000
Water Services			
Kalokol Water Project		40,000,000.00	40,000,000
Water Emergencies/Rehabilitation		30,000,000.00	30,000,000
Health Services and Sanitation			
Sub County Hospitals Food And Rations For Patients-11	83,600,000		83,600,000
Medical Supplies	380,000,000		380,000,000
Lodwar County Referral Hospital (LCRH)	122,500,000		122,500,000
Referral Medical Services	23,750,000		23,750,000
Public Health Emergency Response	9,500,000		9,500,000
Purchase Of Two Ambulances	40,000,000		40,000,000
Vaccines and Special Antigens	15,000,000.00		15,000,000
Medical Equipment	35,000,000.00		35,000,000
HIV Programme - (Non-pharmaceuticals)	25,000,000.00		25,000,000
TB Programme	20,000,000.00		20,000,000
Expanded Programme on Immunization/Outreaches	15,000,000.00		15,000,000
Facility Improvement Fund	10,000,000.00		10,000,000
Nutrition Supplementary Feeding	47,500,000		47,500,000
Smart Survey & 3Rd Generation County Nutrition Action Plan	19,000,000		19,000,000
Sanitation-Open Defecation Free Environment	10,000,000		10,000,000
Trade, Enterprise Development, Gender & Youth Affairs			
Construction of Model Market at Nadoto		15,000,000.00	15,000,000
Construction of Model Market at Lochor Aikeny		15,000,000.00	15,000,000
Education, Sports and Social Protection			
School Feeding For ECDE	151,000,000		151,000,000
Food And Rations For Child Rescue Centres	20,000,000		20,000,000
Purchase of One Bus for Sports	12,000,000.00		12,000,000
Public Service, Administration & Disaster Management			
Humanitarian Relief Assistance	475,000,000		475,000,000
Roads, Transport and Public Works			
Nakitong'o Escapment Road		60,000,000.00	60,000,000
Maintenance of Plant and Machinery	15,000,000		15,000,000
Agriculture, Livestock Development & Fisheries			
Veterinary Drugs Supplies		26,000,000	26,000,000
Livestock Supplementary Feeds		25,000,000	25,000,000
Community Disease Reporters (CDRS) Allowances	23,750,000		23,750,000
Improvement/ Rehabilitation of Kalemunyang/Kotela Irrigation scheme		20,000,000.00	20,000,000
Improvement /Rehabilitation of Katilu Surface Irrigation Scheme		20,000,000.00	20,000,000
Operationalization of Fish Processing Unit		30,000,000.00	30,000,000
Tourism, Culture, Energy, Environment, Natural Resources & Climate Change			

Critical Need Expenditure Item	Recurrent	Development	Amount
Turkana Cultural Festival	30,000,000		30,000,000
Moru Ata Nayece	20,000,000		20,000,000
Lokiriama Peace Accord	20,000,000		20,000,000
Tourism & Culture Vehicle	15,000,000.00		15,000,000
County Public Service Board			
County Internship Stipend	39,000,000		39,000,000
Lodwar Municipality			
2 Km Tarmac Road in Lodwar Municipality		140,000,000.00	140,000,000
TOTAL	**1,758,010,000**	**431,000,000**	**2,189,010,000**

COUNTY ASSEMBLIES FORUM (CAF)
P. O. Box 73552 - 00200,
NAIROBI KENYA

79. **Flagship Project Allocation:** Lodwar Level 5B Hospital is a multi year flagship project. Treasury proposes to allocate **KES 320M** next financial year for the continued progress of this project.

Table 4.16: Flagship Project Allocation

Development Projects Allocations	Recurrent	Development	Total
Lodwar Level 5B Hospital (ongoing level 5B flagship project)	20,000,000	300,000,000	320,000,000
Total	**20,000,000**	**300,000,000**	**320,000,000**

80. **Operations & Maintenance (O&M) ceilings:** The remaining net funds available after deducting the aforementioned (in sections 4.1, 4.6, 4.7, 4.8 and 4.9) expenditure ceilings from the total revenue basket is **KES 1,781,583,012.** These funds are available for distribution for the operations and maintenance and allocated to each County Entity on prorata on the basis of FY 2024/25 operations and maintenance budget. The amount allocated to each County Entity for operations and maintenance is as shown in **Table 4.16** below.

Table 4.17: Distribution of Operations and Maintenance Ceilings.

Vote	Recurrent
Governance	420,738,233
Office of the Deputy Governor	30,[illegible]
County Attorney	74,783,064
Finance and Economic Planning	208,602,100
Water Services	75,270,916
Health Services and Sanitation	221,624,855
Trade, Gender and Youth Affairs	55,667,940
Education, Sports and Social Protection	79,637,294
Public Service, Administration. & Disaster Management	140,583,931
Roads, Transport & Public Works	71,875,463
Agriculture, Livestock Development and Fisheries	118,768,066
Tourism, Culture, Natural Resources and Climate Change	83,886,340
Lands, Physical Planning and Urban Development	46,024,284
County Public Service Board	74,019,457
Lodwar Municipality	53,049,332
Kakuma Municipality	27,021,128
TOTAL O&M	**1,781,583,012**

COUNTY ASSEMBLIES FORUM (CAF)
P.O. Box 75552 - 00200,
NAIROBI, KENYA

81. **Proposed Overal Ceilings for each County Entity:** The final ceilings for each county entity is summarised in Table 4.17 below .The ceilings for each County Entity is a summation of all expenditure ceilings categories listed below:

   i. Non discretionary expenditure or first charge to the revenue basket.
   ii. Conditional Grants and matching Funds Contributions.
   iii. Public Funds allocations
   iv. Allocations for the provision of very critical public goods & services.
   v. Distribution of Operations & Maintenance (O&M) ceilings across all County Entities.

The overall ceilings allocations to both recurrent and development expenditure in view of the above expenditure ceilings categories stand at **65.74%** and **34.26%** respectively.

Table 4.18: Proposed Overal Ceilings for each County Entity

VOTE	RECURRENT	DEVELOPMENT	TOTAL
Governance	420,739,253		435,529,002
Office of the Deputy Governor	30,029,589		30,029,589
County Attorney	74,783,064		74,783,064
Finance and Economic Planning	840,012,100	310,050,142	1,150,062,242
Water Services	80,270,916	370,000,000	450,270,916
Health Services and Sanitation	1,245,954,855	300,000,000	1,545,954,855
Trade, Gender and Youth Affairs	55,667,940	290,000,000	345,667,940
Education, Sports and Social Protection	296,637,294		296,637,294
Public Service, Administration. & Disaster Management	6,530,145,477	400,000,000	6,930,145,477
Roads, Transport & Public Works	86,875,463	60,000,000	146,875,463
Agriculture, Livestock Development and Fisheries	142,518,066	1,134,788,846	1,277,306,912
Tourism, Culture, Natural Resources and Climate Change	168,886,340	470,000,000	638,886,340
Lands, Physical Planning and Urban Development	144,424,284		144,424,284
County Assembly	859,760,300	20,000,000	879,760,300
County Public Service Board	113,019,457		113,019,457
Lodwar Municipality	53,049,332	314,734,820	367,784,152
Kakuma Municipality	27,021,128	716,242,240	743,263,368
Lodwar County Referal Hospital	122,500,000		122,500,000
Ward Development Allocation		1,500,000,000	1,500,000,000
TOTAL EXPENDITURE	**11,292,294,858**	**5,885,816,048**	**17,178,110,906**
Percentage Allocation by Category	**65.74%**	**34.26%**	

COUNTY ASSEMBLIES FORUM (CAF)
P. O. Box 43552-00200,
NAIROBI, KENYA

COUNTY ASSEMBLIES FORUM (CAF)
P. O. Box 73552 - 00200,
NAIROBI, KENYA

CHAPTER FIVE

FISCAL FRAMEWORK, 2025

Fiscal Implications

82. This County Fiscal Strategy Paper (CSFP) 2025 focuses broadly on socio-economic issues as outlined in the CIDP III and ADP 2025/26. These priorities have been identified and will support the realisation of the Governor's 9 Point Agenda.

83. The County Government has achieved tremendous milestones in development since the inception of devolution. The government will take stock of these milestones and invest optimally on various priorities as espoused in the Governor's 9 Point Agenda with the view of improving the lives of the residents of Turkana County.

84. The Budget Policy Statement for the year 2025/26 has been prepared based on the framework of Bottom-up Economic Transformation Agenda (BETA). It sets out the Kenya Kwanza's priority programs, policies and reforms to be implemented in the Medium-Term Expenditure Framework (MTEF). The 2024 BPS comes at a time when the National Government is finalizing the preparation of the Fourth Medium- Term Plan (2023-2027) of the Kenya Vision 2030 that will prioritize implementation of economic recovery strategies of the new Administration to re-position the economy on a steady, inclusive and sustainable growth trajectory. Therefore, the Turkana County CFSP 2025 has been aligned to these broad pillars.

85. The County Government has achieved milestones in development for the past ten years. The government will strategize and invest maximally on various priorities like wealth creation, livelihood, and provide access to capital to reduce unemployment in the county.

Fiscal Responsibility

86. The PFM Act, 2012 stipulates the following guidelines on resource allocation of available resources:

    i. the approved expenditure of a County Assembly and the County Executive

will be allocated as per senate`s recommendations;

ii. the County Government shall strive to contain and bring down the wage bill at thirty-five (35) percent of the county government total revenue in the medium term; and

iii. at least 30% percent of the total county government budget has been allocated for development expenditure.

COUNTY ASSEMBLIES FORUM (CAF)
P. O. Box 73552 - 00200,
NAIROBI, KENYA

Compliance with Fiscal Responsibility Principles

87. The county government will adopt a balanced budget for FY 2025/2026 and observe the ceilings both for the County Assembly and County Executive as per the Commission on Revenue Allocation advisory. Should there be any deficit in the budget, the county government will take prudent measures to reduce appropriations or increase revenues with minimal effects on public service delivery.

88. There is glaring expenditure pressures related to the rising wage bill resulting from personnel emoluments. The combined wage bill for both the executive and the Turkana County Assembly is at **34.97%**. Continued increase in the personnel emoluments is reducing resources available for development and operations. Treasury is proposing a freeze on employment until when resources available have improved.

89. The development budget allocation for the FY 2025/26 has been proposed at **34.26%** percent of the total revenue which is in line with fiscal responsibility principle. The FY 2025/26 budget will be supported with relevant legislative frameworks which embrace completion of stalled and on-going projects to enable the County Government implement critical programmes that will accelerate socioeconomic development.

External Funding

90. The County Government of Turkana has promoted development partners relationships in order to support Key Sectors (Health, Agriculture, Water and Education). Under this unified effort, UNHCR is committed to support KISEDP project in Turkana west. The County also partners with the national Government in the implementation of the Kenya Urban Support Programme (KUSP). UNICEF and other partners like Save the Children, EGPAF have been on the forefront in

supporting health programmes geared towards improving Child and Maternal Health Care.

COUNTY ASSEMBLIES FORUM (CAF)
P. O. Box 73552 - 00200,
NAIROBI, KENYA

Fiscal Structural Reforms

91. The County Government of Turkana has implemented measures to increase and meet revenue targets through automation of revenue systems to enable the County to implement its development agenda.

92. The County has fully adopted the Integrated Financial Management System (IFMIS) on payment and procurement processes to improve efficiency and effectiveness on financial matters. The County Government of Turkana uses e-sourcing to procure goods and services.

93. Resources will be allocated based on realistic outcomes and achievable results. Priority will be given to completion of all ongoing projects, deferred projects and settlement of accumulated pending bills. Flagship and high impact projects in food security, water and health services will be undertaken in FY 2024/2025 budget in strict compliance with Public Investments Management guidelines (PIM) to increase efficiency and effectiveness of public spending.

94. The County Government will also strive to ensure there is efficient and effective execution of the budget. This will be made possible through expenditure tracking and taking corrective measures on any deviations and instilling strong internal controls on expenditure. To achieve value for money there is need to strengthen audit function through continuous review of audit risks and periodic monitoring and evaluation of projects and programmes.

Risks

95. The recent USAID aid freeze will constrain the Health Services and Sanitation budget because of the suspension of all projects implemented by partners through the USAID aid. In this regard it is the Ministry of Health and Sanitation that is most affected. This is the reason why this CFSP has allocated some ceilings though inadequate, for Nutrition Survey and supplementary feeding which was previously funded through USAID funds. These allocations may not be enough. The Ministry of Health and the directorate of resource mobilisation should intensify efforts to

look for alternative donors to fund deficits in the Health and Sanitation programmes.

COUNTY ASSEMBLIES FORUM (CAF)
P. O. Box 73552 - 00200,
NAIROBI, KENYA

96. The Commission on Revenue Allocation used the Fourth Basis formula for the allocation of revenue to counties. However this basis has been contested by some stakeholders including the Council of Governors. Senate is currently discussing this formular and depending on the outcome it may change our Equitable Share Allocation and consequently the entire budget.

97. The Controller of Budget has declined to approve payment of bursaries from this year's budgets for all counties and therefore the future of these bursaries is still grey. Funding Turkana Skills Development Fund at this point in time may lock resources in the fund as its fate it still uncertain.

98. Delayed cash flows and low absorption rate. The low budget absorption rate is necessitated by delayed transfers from national Treasury. When this happens, implementation of activities is hampered. Over reliance on National Government transfers is one of the financial risks that undermines the budget implementation during the financial year.

99. High expenditure on personnel emoluments contrary to Regulation 25 (1) (b) of the Public Finance Management (County Governments) Regulations, 2015 that sets the limit of the County Government's expenditure on wages and benefits at 35 percent of the County's total revenue. Deliberate measures have to be taken to contain the ballooning wage bill.

100. Turkana County Government continues to report high levels of pending bills that remain unpaid and have a negative impact on the business community as well as the economy in general. There is need to revamp Contract Management Committees that track the project implementation progress and ensure that all projects are completed within the contractual period to enable payment of such works within the financial year.

101. Low actual development expenditure which is not in line with the County Governments approved budgets and contrary to Section 107 (2) (b) of the Public Finance Management (PFM) Act, 2012, that provides that over the medium term,

a minimum of 30 percent of the County Government budget shall be spent on the development expenditure.

COUNTY ASSEMBLIES FORUM (CAF)
P. O. Box 73552 - 00200,
NAIROBI, KENYA

OSR Shortfall

102. Challenges continue to hamper full realization of internal revenue targets towards financing the budget leading to revision of revenue targets every year resulting to low implementation of programs and projects.

103. The existing revenue system used to collect revenue isn't optimally geneneratin desired results.The County Government is planning to acquire new revenue system that will support the government in enhancing revenue mobilization and collections.

COUNTY ASSEMBLIES FORUM (CAF)
P. O. Box 73552 - 00200,
NAIROBI, KENYA

ANNEX 1: LIST OF WARD PROJECTS

Ward	Sub Location	County Entity	Approved Project	Remarks	
KIBISH SUB COUNTY DEVELOPMENT PROJECTS					
KIBISH					
Kibish	Kadingatom	Water Services	Construction of water pan at Kadingatom kraal	0	
Kibish	natodomeri	Water Services	Rehabilitation of waterpan at Natodomeri	0	
Kibish		Roads	Mantaince of Kalokok to Lororonyit road	New	
Kibish	kalowomwaras	Water Services	Drilling and equiping of borehole at Kalowo-mwaras	New	
Kibish	napak emejen	Water Services	Equiping of Napak emejen bore hole	New	
Kibish	lokamarinyang	Agriculture, Pastoral Economy and Fisheries	Restocking at Lokamarnyang centre	New	
Kibish	koyasa	Agriculture, Pastoral Economy and Fisheries	Restocking at Koyasa centre	New	
Kibish	lokamarnyang	Health Services	Renovation of Lokamarnyang dispensary		
Kibish		Health Services	Installation of Solar panel at Napak dispensary		
Kibish		Health Services	Fencing of Koyasa dispensary		
Kibish	napus	Health Services	Construction of Napus dispensary and staff House		
Kibish	loturturoit	Water Services	Drilling and Equiping of Loturturoit Borehole		

COUNTY ASSEMBLIES FORUM (CAF)
P. O. Box 73552 - 00200,
NAIROBI, KENYA

Kibish	kaemothia	Education, Sports and Social Protection	Completion Kaemothia ECDE		
Kibish	natodomeri	Education, Sports and Social Protection	Natodomeri ECDE		
Kibish	natodomeri	Health Services	Natodomeri Dispensary		
Kibish	napus	Water Services	Equiping of Napus Borehole		
Kibish	kibish	Water Services	Kibish Waterpan		
TURKANA NORTH SUB COUNTY DEVELOPMENT PROJECTS					
KAALENG/KAIKOR					
Kaaleng/Kaikor	Kakelai	Education, Sports and Social Protection	fencing and furnishing kaakelei ecd		
Kaaleng/Kaikor	kaikor	Agriculture, Pastoral Economy and Fisheries	drug store		
Kaaleng/Kaikor	nakinomet	Education, Sports and Social Protection	renovation of nakinomet ecd		
Kaaleng/Kaikor	loruth	Health Services	loruth maternity block		
Kaaleng/Kaikor	lokudongo	Health Services	lokudongo dispensary (stall project)		
Kaaleng/Kaikor	karubangorok	Education, Sports and Social Protection	renovation of Karubangorok ecd		
Kaaleng/Kaikor	nakolonyoi	Education, Sports and Social Protection	construction of ecde		
Kaaleng/Kaikor	yeya	Water Services	yeya waterpan		
Kaaleng/Kaikor	auron	Water Services	auron waterpan		
Kaaleng/Kaikor	lorumor	Water Services	drilling & equipping of lorumor borehole		
Kaaleng/Kaikor	karubangorok	Roads	karubangorok-kadingetom road 130 km		

COUNTY ASSEMBLIES FORUM (CAF)
P. O. Box 73552 - 00200,
NAIROBI, KENYA

KAERIS					
Kaeris	Kangimojoj	Health Services	Pending Bills(Kang'amojoj dipsensary)	0	
Kaeris	milimatatu	Education, Sports and Social Protection	Milima Tatu ECDE pending Bill	0	
Kaeris	kangakipur	Education, Sports and Social Protection	Renovation of Kang'akipur ECDE	New	
Kaeris	lorengo	Health Services	Construction of Loreng'o Dispensary -NEW	New	
Kaeris	Loitakelai	Education, Sports and Social Protection	Construction of a new ECDE	New	
Kaeris	kaeris pry	Education, Sports and Social Protection	Construction of 2 CBC classrooms at Kaeris pry	New	
Kaeris	kanagkipur	Education, Sports and Social Protection	Construction of 1 CBC classroom at Kangakipur pry	New	
Kaeris		Agriculture, Pastoral Economy and Fisheries	Restocking Kaeris,Kangakipur,and Nadunga	New	
Kaeris	Matankorio	Education, Sports and Social Protection	Construction of a new ECDE at Matankorio	New	
Kaeris	napalakipor	Education, Sports and Social Protection	Proposed construction of a new ECDE	New	
Kaeris	lokwakel	Health Services	Proposed construction of OPD Block and 2 door pit latrine at Lokwakel	New	
LAKEZONE					
Lake-Zone	lokitoeangaber	Water Services	drilling and equipping of borehole	New	
Lake-Zone	lokitoeangaber	Education, Sports and Social Protection	fencing of ecde	New	

COUNTY ASSEMBLIES FORUM (CAF)
P. O. Box 73552 - 00200,
NAIROBI, KENYA

Lake-Zone	epur	Agriculture, Pastoral Economy and Fisheries	construction of livestock saleyard at epur	New	
Lake-Zone	narengewoi	Health Services	renovation of doctor's house	New	
Lake-Zone		Agriculture, Pastoral Economy and Fisheries	purchase of fishing gears	New	
Lake-Zone	loalany	Health Services	costruction of dispensary	New	
Lake-Zone	lokitoenyala	Water Services	drillling and equipping of borehole	New	
Lake-Zone	lowoarengak	Education, Sports and Social Protection	renovation of social hall at lowoarengak	New	
Lake-Zone	todonyang	Governance	construction of 20 semi permanent houses		
LAPUR					
Lapur	Lokitaung	Trade, Gender and Youth Affairs	repair and renovation of lokitaung fresh produce market	0	
Lapur	kachoda	Health Services	construction of Kachoda dispensary	0	
Lapur	kokuro	Health Services	fencing of kokuro dispensary	New	
Lapur	liwan	Health Services	constrcuction of liwan Dispensary	New	
Lapur	karebur	Health Services	fencing of karebur dispensary	New	
Lapur	sasame	Health Services	fencing of sasame dispensary	New	
Lapur	lokitaung	Health Services	drift at lokitaung mortuary2.5m	New	
Lapur	kokuro	Health Services	water supply at kokuro dispensary	New	
Lapur	karebur	Water Services	drilling of borehole at karebur	New	

COUNTY ASSEMBLIES FORUM (CAF)
P. O. Box 73552 - 00200,
NAIROBI, KENYA

Lapur	lochoredome	Water Services	water supply at lochoredome dispensary	New	
Lapur	Kaekoroepus-Lochoredome	Roads	kaekoroepus-nayanaekoororon road	New	
NAKALALE					
Nakalale	lolupe	Education, Sports and Social Protection	Construction of training centre	0	
Nakalale	aperech ka Auren	Water Services	driliing & equipping of Aperechka auren	0	
Nakalale	nakilinga	Water Services	drilling & equipping of nakilinga borehole	New	
Nakalale	naduat	Agriculture, Pastoral Economy and Fisheries	upgrading of saleyard	New	
Nakalale	moruangibuin	Trade, Gender and Youth Affairs	construction of prefabrictaed shops	New	
Nakalale	pelekech	Education, Sports and Social Protection	completion of ecde classroom	New	
Nakalale	naurkori	Health Services	construction of dispensary	New	
Nakalale	ngakarearengak	Water Services	drilling & equipping of ngakarearengak borehole	New	
Nakalale	kalopetase	Education, Sports and Social Protection	construction of ecd	New	
Nakalale	losenyanait	Health Services	completion of dispensary	New	
Nakalale	losenyanait	Water Services	drilling & equipping of losenyanait borehole	New	
Nakalale	lokipetotakwaan	Health Services	completion of lokipetotwaaan dispensary	New	

COUNTY ASSEMBLIES FORUM (CAF)
P. O. Box 73552 - 00200,
NAIROBI, KENYA

Nakalale	komotokae	Education, Sports and Social Protection	construction of komotokae Ecd		
Nakalale	lokichar	Education, Sports and Social Protection	construction of lokichar ecd		
Nakalale	lochorelim	Education, Sports and Social Protection	constrcution of lochor elim ecd		
Nakalale	lomeguto ecd	Education, Sports and Social Protection	completion of ecde		
Nakalale	nakitoekion	Water Services	piping of nakitoekion borehole		
Nakalale	Lokirimo	Water Services	drilling& equipping of lokirimo borehole		
TURKANA WEST SUB COUNTY DEVELOPMENT PROJECTS					
KAKUMA					
Kakuma	KAKUMA	Education, Sports and Social Protection	Towokayeni ECD	0	
Kakuma	kakuma	Agriculture, Pastoral Economy and Fisheries	completion & equipping of drug store at kakuma sub county hosp	0	
Kakuma	Natiir	Health Services	Constructionof staff house in Natiir Dispensary-NEW	0	
Kakuma	Pokotom	Health Services	Construction of fencing security house at Pokotom dispensary	New	
Kakuma	Kambi America	Health Services	construction of Dispensary,fencing,abolution blocka nd guard house in Kambi America/Nakwasinyen	New	
Kakuma	Towokayeni	Education, Sports and Social Protection	Supply of ECDE learning materials(equipment) playng kitty for Towokayeni,Nauren-regae	New	

COUNTY ASSEMBLIES FORUM (CAF)
P. O. Box 73552 - 00200,
NAIROBI, KENYA

Kakuma	kakuma	Agriculture, Pastoral Economy and Fisheries	Restocking	New	
Kakuma	kakuma	Roads	Various Gravel roads (20km)	New	
Kakuma	Nauren Regae	Education, Sports and Social Protection	Fencing of Nauren-Regae ECD,Abolution block	New	
Kakuma	Highland Village	Education, Sports and Social Protection	ICT/resource centre in Highland Village	New	
KALOBEYEI					
Kalobeyei	namaniko	Water Services	Drilling and Equipping of Namaniko borehole	New	
Kalobeyei	Natukobenyo	Agriculture, Pastoral Economy and Fisheries	Construction of Natukobenyo saleyard	New	
Kalobeyei	kalobeyei	PSA&DM	kalobeyei ward admins off	New	
Kalobeyei	lokwamor	Health Services	Renovation of Lokwamor dispensary	New	
Kalobeyei	oropoi	Roads	gravelling of Oropoi road	New	
Kalobeyei		Roads	gravelling of Natira-Oropoi road	New	
Kalobeyei		Health Services	Fencing of Lonyuduk dispensary	New	
Kalobeyei	lonyuduk	Health Services	solarization of Lonyuduk dispensary	New	
Kalobeyei	kangisekona	Agriculture, Pastoral Economy and Fisheries	restocking of Kangisekona resettlement scheme	New	
LETEA					
Letea	Kaibokolem	Water Services	Drilling of Borehole	New	

COUNTY ASSEMBLIES FORUM (CAF)
P. O. Box 73552 - 00200,
NAIROBI, KENYA

Letea	Kaibokolem	Water Services	Equiping of Borehole	New	
Letea	Tulabalany	Water Services	Drilling of Borehole	New	
Letea	Tulabalany	Water Services	Equiping of Borehole	New	
Letea	Matakul	Water Services	Piping of water from Nakoros to Matakul	New	
Letea	Lokipoto	Agriculture, Pastoral Economy and Fisheries	Establishment of Irrigation scheme	New	
Letea	Esanyanait	Health Services	Solarization of Dispensary	New	
Letea	Loito	Roads	Access Road from Loito-Loitasonnyok	New	
Letea	Letea	Agriculture, Pastoral Economy and Fisheries	Support to Tsetse fly control and treatment	New	
LOPUR					
Lopur	lochor edome	Agriculture, Pastoral Economy and Fisheries	Renovation of lochor edome slaughter house,lagoon,condemantion pit latrine and water connection	New	
Lopur	lobaanga	Health Services	completion of dispensary	New	
Lopur	ngijaoi	Health Services	completion of dispensary	New	
Lopur	Nagis	Water Services	sinking and equipping of borehole	New	
Lopur	ngimugerega	Water Services	sinking installation,equipping and piping	New	
Lopur		Health Services	solarization of Lochor edome dispensary	New	
Lopur	namon	Health Services	solarization of namon dispensary	New	

COUNTY ASSEMBLIES FORUM (CAF)
P. O. Box 73552 - 00200,
NAIROBI, KENYA

Lopur	kangitesiroi	Health Services	kangitesiroi completion of kangitesiroi dispensary	New	
Lopur	kaepokongoria	Education, Sports and Social Protection	construction of a ecde classroom	New	
Lopur	ariwogole	Water Services	piping and 1 kiosk construction	New	
Lopur	kanakuring	Water Services	piping of water facility and kiosk	New	
Lopur	Nakoyo-Kare eregae	Roads	clearing and grading of nakoyo-kare-eregae road	New	
Lopur	Lopuski-Lodakach	Roads	clearing and grading of lopuski-lodakach road	New	
Lopur	nakoyo	Education, Sports and Social Protection	fencing of a resource centre	New	
Lopur	lopuski	Education, Sports and Social Protection	procuring of shades &benches for resource centre	New	
Lopur	namon	Trade, Gender and Youth Affairs	purchase of start up stock and capacity building for livestock marketing groups	New	
LOKICHOGGIO SUB COUNTY DEVELOPMENT PROJECTS					
LOKICHOGGIO					
Lokichoggio	Lochor ekaal	Education, Sports and Social Protection	constrcution of ecde classroom- new	new	
Lokichoggio	AIC loki	Education, Sports and Social Protection	completion of two classroom	STALL	
Lokichoggio	lokitela	Health Services	fencing of dispensary	new	
Lokichogio	Lokichoggio	Agriculture, Pastoral Economy and Fisheries	purchase of farm implements/tools	New	

COUNTY ASSEMBLIES FORUM (CAF)
P. O. Box 73552 - 00200,
NAIROBI, KENYA

Lokichogio	lokichoggio	Agriculture, Pastoral Economy and Fisheries	restocking	New	
Lokichogio	loteteleit/nakururum	Agriculture, Pastoral Economy and Fisheries	restocking	New	
Lokichogio	Nasoo	Health Services	construction of dispensary	New	
Lokichogio	Nadapal- Longolekomwa	Roads	grading and bush clearing of nadapal-longolekomwa	New	
Lokichogio	Nakururum-nasoo	Roads	expansion/bush clearing of nakururum-nasoo road	New	
Lokichogio	lokichoggio	Agriculture, Pastoral Economy and Fisheries	construction of Lokichoggio-saleyard	New	
Lokichogio	lokichoggio	Education, Sports and Social Protection	clearing and levlling of youth sports field	New	
Lokichogio	lokichoggio	Water Services	improved piped water system	New	
NANAM					
Nanam	Ikalale Dispensary	Water Services	Ikalale Dispensary	New	
Nanam	Ibur Rock catchment	Water Services	Ibur Rock catchment	0	
Nanam	Ngilemui Saleyard	Agriculture, Livestock Development and Fisheries	Ngilemui Saleyard	0	
Nanam	Napopongoit Dispensary	Health Services and Sanitation	Napopongoit Dispensary	0	
Nanam	Ngimensua Borehole	Water Services	Ngimensua Borehole	New	
Nanam	Lotikipi dispensary	Health Services and Sanitation	Lotikipi dispensary	New	

COUNTY ASSEMBLIES FORUM (CAF)
P. O. Box 73552 - 00200,
NAIROBI, KENYA

SONG'OT					
Songot	Napeikar	Health Services	Napeikar dispensary	New	
Songot	nanyangakipi	Agriculture, Pastoral Economy and Fisheries	Nanyangakipi irrigation	New	
Songot	apuu	Education, Sports and Social Protection	Apuu ecde	New	
Songot	kopeto	Agriculture, Pastoral Economy and Fisheries	Kopetoo irrigation	New	
Songot	lomidat	Water Services	Lomidat rock catchment	New	
Songot	apuu	Water Services	Apuu borehole	New	
Songot			NEW PROJECTS	New	
Songot	Lolim	Water Services	piped water lolim ekisil/community from songot sec borehole.	New	
Songot	teremkus	Water Services	installation of elevated steel tank at teremkus/Elelea borehole	New	
Songot	lomidat pry	Education, Sports and Social Protection	ecde construction lomidat pry	New	
Songot	nakururum	Water Services	piped water at nakururum health centre	New	
Songot	nakururum	Health Services	procure plantar at nakururum health centre	New	
Songot	nasinyono	Agriculture, Pastoral Economy and Fisheries	administration cost for public works at Nasinyono farm	New	
Songot	naremieto	Health Services	Naremieto dispensary renovation	completed and in use	

COUNTY ASSEMBLIES FORUM (CAF)
P. O. Box 73552 - 00200,
NAIROBI, KENYA

				though unpaid	
Songot		Health Services	Lochereng dispensary	facility use but unpaid	
Songot	Nasimnyono	Education, Sports and Social Protection	Nasinyono ecde renovation	completed and in use though unpaid	
Songot	Nasimnyono	Governance	Nasinyono resettlement	completed and in use though unpaid	
Songot	nasinyono	Water Services	Lizton limited -Nasinyono water pan	completed and in use though unpaid	
TURKANA CENTRAL SUB COUNTY DEVELOPMENT PROJECTS					
KALOKOL					
Kalokol	Lokatukon completion of lokatukon dispensary	Health Services	completion of lokatukon dispensary	0	5m
Kalokol	Kapua	Health Services	kapua dispensary completion	0	5m
Kalokol	nasurut	Education, Sports and Social Protection	Nasurut ecde	0	5m
Kalokol	kaatamat	Education, Sports and Social Protection	kaatamat ecde	0	5m
Kalokol	NEW PROJECTS			0	
Kalokol		Education, Sports and Social Protection	Faith homes ecde	0	5m

COUNTY ASSEMBLIES FORUM (CAF)
P. O. Box 73552 - 00200,
NAIROBI, KENYA

Kalokol	lokalio	Education, Sports and Social Protection	lokalio ecd	New	5m
Kalokol	lokalalio	Health Services	fencing lokalio dispensary	New	4m
Kalokol	nakiria	Health Services	fencing nakiria dispensary	New	4m
Kalokol	lochuga	Water Services	piping of water	New	
Kalokol	Kalokol	Water Services	plastic tanks	New	3m
Kalokol	kalokol	Health Services	dispensary equipment	New	5m
Kalokol	kalokol	Agriculture, Pastoral Economy and Fisheries	wooden boats	New	10m
Kalokol	kalokol	Trade, Gender and Youth Affairs	bodaboda shades	New	3.6m
KANAMKEMER					
Kanamkemer	Kanamkemer	Lands, Physical Planning And Urban Development	Construction of Dumpsite	New	3,500,000.00
Kanamkemer	Nabulon	Education, Sports and Social Protection	Construction of ECDE	New	8,000,000.00
Kanamkemer	Juluk	Education, Sports and Social Protection	Repair of ECDE	New	4,500,000.00
Kanamkemer	Kambi Mpya	Roads	Improvement of Kambi mpya(SAPCON) to kanamkemer green park road	New	15,000,000.00
Kanamkemer	Kakemera	Roads	Improvement of Kakemera to kanamkemer mixed road	New	5,000,000.00

COUNTY ASSEMBLIES FORUM (CAF)
P. O. Box 73552 - 00200,
NAIROBI, KENYA

Kanamkemer	Kanamkemer	Roads	Improvement of Kanamkemer Catholic Road to Turk Reef road	New	5,000,000.00
Kanamkemer	Nakwei	Education, Sports and Social Protection	Construction of ECDE	New	9,000,000.00
KANGÁTOTHA					
Kangatotha	Nasura	Roads	construction of loyoro-nabulon road	New	
Kangatotha	moru apolon	Health Services	moru apolon dispensary	New	
Kangatotha	lomopus	Agriculture, Pastoral Economy and Fisheries	construction of new saleyard	New	
Kangatotha	kangagetei	Health Services	fencing of kangagetei dispensary	New	
Kangatotha	natiir	Health Services	fencing of natiir dispensary	New	
Kangatotha	kangatotha	Health Services	fencing of kangatotha dispensary	New	
Kangatotha	naoros	Health Services	construction of naoros dispensary	New	
Kangatotha	lobolo	Health Services	fencing of lobolo dispensary	New	
Kangatotha	kangatotha	Agriculture, Pastoral Economy and Fisheries	purchase of fishing gears	New	
Kangatotha	Lochor aikeny	Agriculture, Pastoral Economy and Fisheries	restocking of lochor aikeny village unit	New	
Kangatotha	longech	Health Services	fencing of longech dispensary	New	
Kangatotha	kangagetei	Health Services	fencing of dispensary	New	

COUNTY ASSEMBLIES FORUM (CAF)
P. O. Box 73552 - 00200,
NAIROBI, KENYA

KERIO					
Kerio	Nadoto	Education, Sports and Social Protection	Constructio of Nadoto ECDE	on-going	
Kerio	Nangolekuruk	Education, Sports and Social Protection	Completion of Nangolekuruk ECDE	stalled	
Kerio	Lokwarangikaleso	Health Services	Construction of Dispensary	Deferred	
Kerio	Lorematet	Health Services	Construction of Dispensary	Deferred	
Kerio	Kangirisae	Health Services	Completion of Dispensary	stalled	3,000,000.00
Kerio	Lochor edome	Health Services	Completion of Dispensary	stalled	3,000,000.00
Kerio	Nabuskaal	Health Services	Completion of Dispensary	stalled	3,000,000.00
Kerio	Napwala	Education, Sports and Social Protection	Construction of one Classroom	New	2,500,000.00
Kerio	Kapolile	Education, Sports and Social Protection	Construction of one Classroom	New	2,500,000.00
Kerio Delta	Nakatapan	Education, Sports and Social Protection	Construction of one Classroom	New	2,500,001.00
Kerio Delta	Ekwar Beach	Agriculture, Pastoral Economy and Fisheries	Ekitoe a Esamalit wooden Ebgine Boats	New	2,800,000.00
Kerio Delta	Ngimuriae Beach	Agriculture, Pastoral Economy and Fisheries	Woodn Engine Boats	New	2,800,000.00

COUNTY ASSEMBLIES FORUM (CAF)
P. O. Box 73552 - 00200,
NAIROBI, KENYA

Kerio Delta	Merier/Elelea/Naoyaregae Beach	Agriculture, Pastoral Economy and Fisheries	Purchase of 5 Wooden engine boats	New	3,500,000.00
Kerio Delta	Kaitepe	Agriculture, Pastoral Economy and Fisheries	Restocking	New	4,200,000.00
Kerio Delta	Kangirisae	Agriculture, Pastoral Economy and Fisheries	Restocking	New	4,200,001.00
Kerio Delta	Lorenglup	Agriculture, Pastoral Economy and Fisheries	Completion of Saleyard	stalled	4,000,000.00
Kerio Delta	Nanyangakipi	Roads	Nanyangakipi Junction Road-Kairiama Junction road	New	4,000,000.00
Kerio Delta	Lotukumo	Health Services	Construction of Lotukumo Dispensary	New	5,000,000.00
Kerio	Nakudet	Health Services	Construction of Dispensary	New	5,000,000.00
TOWNSHIP					
Township	Nayanaeangikalalio	Education, Sports and Social Protection	Nayanae angikalalio ECDE	0	6m
Lodwar Township	kategereongor	Health Services	Completion of Kategeriongor dispensary	0	3m
Lodwar Township	Nangomo	Education, Sports and Social Protection	Construction of Nangomo ECDE	New	6m

COUNTY ASSEMBLIES FORUM (CAF)
P. O. Box 73552 - 00200,
NAIROBI, KENYA

Township	legio maria-new County Assembly	Roads	Grading and murraming of Legio Maria-New County Assembly Road	New	4m
Township	Show Ground-Nakwamekwi Primary	Roads	grading and murraming of Show ground to Nakwamekwi pry	New	4m
Lodwar Township	katapakin	Education, Sports and Social Protection	Construction of Katapakin ECDE	New	6m
Lodwar Township	Katapakori-Nabwel pus road	Roads	Grading and murraming of Katapakori-Nabwel pus road	New	6m
Lodwar Township	evangelical church napetet-legio-nakwalele-shopping centre-lodwar mixed pry	Tourism, Culture, Natural Resources and Climate Change	street lights from evangelical church napetet-legio-nakwalele-shopping centre-lodwar mixed pry		5m
Lodwar Township	lodwar fish market	Trade, Gender and Youth Affairs	construction of 12 eateries stalls for fish mongers		10m
LOIMA SUB COUNTY DEVELOPMENT PROJECTS					
LOBEI/KOTARUK					
Lobei/Kotaruk	Kopeto	Education, Sports and Social Protection	Completion of Kakalala ECDE	Stalled	5,000,000.00
Lobei/Kotaruk	Kaakilala	Education, Sports and Social Protection	Completion of Kopeto ECDE	Stalled	5,000,000.00
Lobei/Kotaruk	Kotela	Health Services	Equiping of Kotela Dispensary	New	5,000,000.00
Lobei/Kotaruk	Kotela	Health Services	Solarization of Kotela dispensary	New	3,000,000.00

COUNTY ASSEMBLIES FORUM (CAF)
P. O. Box 73552 - 00200,
NAIROBI, KENYA

Lobei/Kotaruk	Kotela	Health Services	Construction of Staff House	New	3,000,000.00
Lobei/Kotaruk	Kotela	Roads	Construction of Dispensary Pit Latrine	New	2,000,000.00
Lobei/Kotaruk	Kalotipany	Water Services	Equiping and Solarization of Borehole	New	4,000,000.00
Lobei/Kotaruk	Kabulokor(Lokorio)	Water Services	Equiping and Solarization of Borehole	New	3,000,000.00
Lobei/Kotaruk	Naremit	Health Services	Construction of Dispensary	New	10,000,000.00
Lobei/Kotaruk	Naremit	Health Services	Construction of Dispensary staff House	New	3,000,000.00
Lobei/Kotaruk	Naremit	Health Services	Construction of Dispensary Pit Latrine	New	2,000,000.00
Lobei/Kotaruk	Naremit	Health Services	Equiping of Dispensary	New	5,000,000.00
TURKWEL					
Turkwel	Nachuro	Health Services	Construction of Dispensary	New	
Turkwel	Nakabaran	Education, Sports and Social Protection	Construction of ECDE	New	
Turkwel	Kasogoletom	Health Services	Fencing of Dispensary	New	

COUNTY ASSEMBLIES FORUM (CAF)
P. O. Box 73552 - 00200,
NAIROBI, KENYA

Turkwel	Lopur	Education, Sports and Social Protection	Construction of ECDE	New	
Turkwel	Napeikar	Water Services	Drilling of Borehole	New	
Turkwel	Nadapal	Agriculture, Pastoral Economy and Fisheries	Construction of Agricultural Market	New	
Turkwel	Elelea	Water Services	Drilling of Borehole	New	
Turkwel	Kaloboi	Roads	Grading of Nakutan-Nayada-Kaloboi	New	
Turkwel	Napeililim	Roads	Grading of Napeililim- Kabangang Road	New	
LOKIRIAMA LORENGIPPI SUB COUNTY DEVELOPMENT PROJECTS					
LOKIRIAMA LORENGIPPI					
Lokiriama/Lorengippi	nakwapua	Water Services	Completion of Nakwapua borehole (solarization)	Deferred	
Lokiriama/Lorengkipi	nakejuakaal	Water Services	Drilling,equipping &solarization of a borehole at Nakujaekalale at Lochoralomala	0	
Lokiriama/Lorengkipi	nakujaekalale	Water Services	Drilling,equipping &solarization of a borehole at Nakujaekalale at Lochor-alomala	0	
Lokiriama/Lorengkipi	kakimat	Water Services	drilling,equipping and solarization oof a borehole at Kakimat	New	
Lokiriama/Lorengkipi		Roads	consruction of access road at Urum-Nakouetom Road	New	
Lokiriama/Lorengkipi	lorengippi	Health Services	construction of laboratory at Lorengippi dispensary	New	

COUNTY ASSEMBLIES FORUM (CAF)
P. O. Box 73552 - 00200,
NAIROBI, KENYA

Lokiriama/Lorengipi	lokiriama	Health Services	construction of a laboratory at Lokiriama dispensary	Ongoing	
Lokiriama/Lorengipi		Roads	construction of access road at Lokiriama - Moruita		
Lokiriama/Lorengipi	loiya	Education, Sports and Social Protection	Renovation of Loiya ECDE		
Lokiriama/Lorengipi	Kaekoroeakwaaan	Water Services	Solarization of Kaekoroeakwaaan borehole		
Lokiriama/Lorengipi	Namoruarenga'n	Governance	Namoruarengan resettlement 20 units		
Lokiriama/Lorengipi	urum	Agriculture, Pastoral Economy and Fisheries	restocking at urum Village		
LOIMA					
Loima	Kapel	Education, Sports and Social Protection	construction of ecde	New	8m
Loima	kangimongin-arengak	Water Services	drilling &equipping of borehole	New	6m
Loima	tudukae	Agriculture, Pastoral Economy and Fisheries	completion of irrigation scheme	New	4.9m
Loima	kopeto	Health Services	completion of dispensary	New	4.9m
Loima	kobaanga	Agriculture, Pastoral Economy and Fisheries	construction of drip irrigation scheme	New	15m
Loima	lochoremeyan	Agriculture, Pastoral Economy and Fisheries	construction of drip irrigation scheme	New	15m
Loima	nadok	Health Services	construction of dispensary	New	8m
Loima	kakorikamar	Education, Sports and Social Protection	construction of ecde	New	8m

COUNTY ASSEMBLIES FORUM (CAF)
P. O. Box 73552 - 00200,
NAIROBI, KENYA

Loima	kaidir	Education, Sports and Social Protection	construction of ecde	New	8m
Loima	lobole	Health Services	construction of dispensary	New	8m
Loima	lochoredome	Health Services	electrification of dispensary	New	4m
Loima	nakorimunyen	Health Services	fencing of dispensary	New	4m
Loima	lochorarengan/lochoremeyen village	Water Services	drilling &equipping of borehole	New	6m
TURKANA SOUTH SUB COUNTY DEVELOPMENT PROJECTS					
KALAPATA					
Kalapata	Naaguro/Nalamaru	Water Services	Equiping of capped boreholes	0	4,300,000.00
Kalapata	Kaatir	Education, Sports and Social Protection	Completion of ECDE	0	7,000,000.00
Kalapata	Nakaalei	Agriculture, Pastoral Economy and Fisheries	Completion of Saleyard	0	4,500,000.00
Kalapata	Katioko	Education, Sports and Social Protection	Construction of ECDE	0	8,000,000.00
Kalapata	Chokchok	Health Services	Construction of Dispensary	New	11,000,000.00
Kalapata	Nayanaekaton	Health Services	Construction of Dispensary	New	8,000,000.00
Kalapata	Engomo	Water Services	Extention of Piped water Engomo to Ikalale	New	2,200,000.00

COUNTY ASSEMBLIES FORUM (CAF)
P. O. Box 73552 - 00200,
NAIROBI, KENYA

Kalapata	Kaegete	Water Services	Drilling and Equiping of Borehole	New	3,500,000.00
Kalapata	Kootoro	Agriculture, Pastoral Economy and Fisheries	Restocking	New	1,500,000.00
LOKICHAR					
Lokichar	Kakalel	Health Services	construction of dispensary	-	
Lokichar	napusmoru	Health Services	construction of maternity ward	-	
Lokichar	napusmoru dispensary	Health Services	construction of staff houses	-	
Lokichar	lokaburu	Health Services	construction of staff houses at lokaburu dispensary	-	
Lokichar	lokichar village unit	Health Services	construction of dispensary	New	
Lokichar	etesiro	Water Services	drilling and equipping of borehole	New	
Lokichar	nasajait	Education, Sports and Social Protection	construction of ecde with latrines	New	
Lokichar	kalodicha renovation of ecde	Education, Sports and Social Protection		New	
Lokichar	nakejuamosing	Education, Sports and Social Protection	construction of ecde with latrines	New	
Lokichar	kareaichipaluk	Education, Sports and Social Protection	construction of ecde with latrines	New	
Lokichar	kanasuwat	Education, Sports and Social Protection	construction of ecde with latrines	New	

COUNTY ASSEMBLIES FORUM (CAF)
P. O. Box 73552 - 00200,
NAIROBI, KENYA

Lokichar	lochwaa disp	Health Services	fencing and equipping of maternity	New	
Lokichar	lochwaa disp	Health Services	purchase of ambulance	New	
Lokichar	loreng	Education, Sports and Social Protection	construction of ecde with latrines		
Lokichar	lomokamar	Education, Sports and Social Protection	construction of ecde with latrines		
Lokichar	dapar	Education, Sports and Social Protection	construction of ecde with latrines		
Lokichar	namantalem	Education, Sports and Social Protection	construction of ecde with latrines		
Lokichar	lochwaakwaan	Education, Sports and Social Protection	construction of ecde with latrines		
Lokichar	naoyalim	Education, Sports and Social Protection	construction of ecde with latrines		
Lokichar	kengolereng	Health Services	construction of phase 1 dispensary		
Lokichar	lokitoliwo borehole	Water Services	drilling,equipping and water reticulation		
Lokichar	lochwaa	Agriculture, Pastoral Economy and Fisheries	constrcution of saleyard		
Lokichar	lochoremoit	Agriculture, Pastoral Economy and Fisheries	constrcution of saleyard		
Lokichar	Kadongolo-Kapoo-Kaichipaluk access road	Roads	grading and levelling of Kadongolo-Kapoo-Kaichipaluk access road	New	
Lokichar	Nagetei-Kapoo-atakapoong-napusmoru access road	Roads	grading and levelling of Nagetei-Kapoo-atakapoong-napusmoru access road	New	

COUNTY ASSEMBLIES FORUM (CAF)
P. O. Box 73552 - 00200,
NAIROBI, KENYA

Lokichar	kadongolo	Education, Sports and Social Protection	construction of ecde with latrines	New	
AROO SUB COUNTY DEVELOPMENT PROJECTS					
KAPUTIR					
Kaputir	Lorogon	Water Services	equipping of borehole (new)	0	3m
Kaputir	kapelibok	Water Services	drilling,equipping ans solarization (new)	0	6m
Kaputir	nachoke	Water Services	drilling,equipping ans solarization (new)	0	5m
Kaputir	nakuse	Water Services	drilling,equipping ans solarization (new)	0	5m
Kaputir	juluk	Health Services	concrete fencing of dispensary (new)		3m
Kaputir	nawoyaregae disp	Health Services	construction of nawoyaregae disp and staff houses (stall)		6.3m
Kaputir	kapelbok	Health Services	construction of dispensary (stall)		6m
Kaputir	nawoyaregae	Education, Sports and Social Protection	construction of dining hall & 2 pit latrines (new)		5.5m
Kaputir	lorogon	Health Services	concrete fencing of dispensary (new)		4m
Kaputir	nachoke	Agriculture, Pastoral Economy and Fisheries	construction of the cut off drain drain (new)	0	3m
Kaputir	kalomwae	Agriculture, Pastoral Economy and Fisheries	restocking of shoats	New	3m
Kaputir	logum	Agriculture, Pastoral Economy and Fisheries	construction of irrigation scheme -new	New	3m

COUNTY ASSEMBLIES FORUM (CAF)
P. O. Box 73552 - 00200,
NAIROBI, KENYA

KATILU					
Katilu	Kanaodon	Education, Sports and Social Protection	nakuja Ekalale ECDE	Deferred	
Katilu	Kanaodon	Health Services	Equip Kagitankori Maternity Ward	New	
Katilu	Lokapel	Education, Sports and Social Protection	Completion of Lokoropus ECDE	stalled	
Katilu	Katilu	Health Services	Equiping of Lokapel Maternity Ward	New	
Katilu	Lokapel-Katilu	Roads	Grading of Lokapel-Katilu Earth Road	New	
Katilu	Katilu	Water Services	Drilling of Kakorilem Borehole, Equiping with 10,000 litre tank	Deferred	
Katilu	Kambi Baraka	Water Services	drilling, solarization and 10,000 litre tank intallation at kambi baraka	New	
Katilu	Katilu	Health Services	water pump replacement at Katilu SCH	New	
Katilu	Katilu	PSA&DM	repair of Katilu Ward office	New	
Katilu	Korinyang	Agriculture, Pastoral Economy and Fisheries	restocking	New	
Katilu	Lopur	Health Services	completion of Lopur Dispensary	stalled	
Katilu	Kaekamuto	Education, Sports and Social Protection	Completion of Kaekamuto ECDE	stalled	
Katilu	Katilu	Roads	Grading of Lopur-Ageles-Kalemngorok road	New	
Katilu	Kalemngorok	Health Services	Equiping of Kalemngorok maternity ward	New	
Katilu	Nabeye	Education, Sports and Social Protection	Repair of Nabeye ECDE class	New	
Katilu	Lopur-Kale	Roads	Grading of Lopur-Ageles-Kale road	New	

COUNTY ASSEMBLIES FORUM (CAF)
P. O. Box 73552 - 00200,
NAIROBI, KENYA

LOBOKAT/KAINUK					
Kainuk/Lobokat	Kainuk	Lands, Physical Planning And Urban Development	kainuk dumpsite (stall)	New	4.5M
Lobokat	koputiro	Water Services	drilling & equipping of borehole	0	8m
Lobokat	loyapat	Water Services	drilling,piping &solarization of borehole	0	5m
Lobokat	ngirionatuk	Governance	resettlement scheme	0	10m
Lobokat	nakisilia	Roads	construction of a drift at nakisilia-loyapat	0	4.8m
Lobokat	nakot	Health Services	equipping dispensary	0	4.4 m
Lobokat/Kainuk	kakong	Health Services	completion of opd at dispensary	New	4m
Lobokat/Kainuk	kakong	Water Services	drilling of borehole	New	4m
Lobokat/Kainuk	rcea kakong	Education, Sports and Social Protection	supply of play materials for rcea kakong ecde	New	2m
Lobokat/Kainuk	kakong	Education, Sports and Social Protection	construction of ecde	New	2.5m
Lobokat/Kainuk			LOBEI/KOTARUK	New	
Lobokat/Kainuk	kopeto	Education, Sports and Social Protection	Completion of kopeto ecde (stall)	New	5m
Lobokat/Kainuk	kaakilala	Education, Sports and Social Protection	completio of kaakilala ecde (stall)		5m
Lobokat/Kainuk	kotela	Health Services	equipping of kotela dispensary completed but unoperational		5m
Lobokat/Kainuk	kotela	Health Services	kotela dispensary solarization		3m
Lobokat/Kainuk	kotela dispensary	Health Services	construction of staff house		3m

COUNTY ASSEMBLIES FORUM (CAF)
P. O. Box 73552 - 00200,
NAIROBI, KENYA

Lobokat/Kainuk	kalemunyang	Water Services	equipping &solarization of 2 boreholes (stall)		6m
Lobokat/Kainuk	nakwatiir	Water Services	equipping &solarization of borehole (stall)		3m
Lobokat/Kainuk	kalotipany	Water Services	equipping &solarization of borehole (stall)		3m
Lobokat/Kainuk	kabulokor/lokorio	Water Services	equipping &solarization of borehole (stall)		3m
Lobokat/Kainuk	naremit	Health Services	construction of dispensary		10m
Lobokat/Kainuk	naremit	Health Services	equipping of dispensary		4m
TURKANA EAST SUB COUNTY DEVELOPMENT PROJECTS					
KATILIA					
Katilia	Kidewa	Education, Sports and Social Protection	completion of ecde	0	
Katilia	nakatong'wa	Education, Sports and Social Protection	completion of ecde	New	
Katilia	naputare	Water Services	completion of water pan	New	
Katilia	kanakipe	Water Services	equiping of kanakipe borehole	New	
Katilia	lomunyenakwaan	Education, Sports and Social Protection	ecde completion	New	
Katilia	lopeduru	Health Services	fencing of health centre	New	
Katilia	lokorkor	Health Services	fencing of dispensary	New	
Katilia	elelea	Health Services	constrcution of opd at elelea sub county	New	

COUNTY ASSEMBLIES FORUM (CAF)
P. O. Box 73552 - 00200,
NAIROBI, KENYA

Katilia	kidewa	Agriculture, Pastoral Economy and Fisheries	restocking	New	
Katilia	lomunyenakwaan	Agriculture, Pastoral Economy and Fisheries	restocking	New	
Katilia	elelea	Agriculture, Pastoral Economy and Fisheries	fencing of elelea irrigation scheme	New	
Katilia	katilia	Education, Sports and Social Protection	construction of new katilai football pitch,shades and procurement of sports equipment	New	
Katilia	ngikengoi	Governance	resettlement scheme completion	New	
Katilia		Roads	katilia-elelea-kaleletau road maintenance	New	
Katilia	nakujukwaan	Water Services	drilling and equipping of borehole	New	
Katilia	naukotolem/nakatong'wa	Water Services	drilling and equipping of borehole	New	
LOKORI					
Lokori/Kochodin	Morulem	Toursm	Completion of Morulem forest office	stalled	4,000,000.00
Lokori/Kochodin	Nayanae Katon	Education, Sports and Social Protection	Renovation of ECDE	New	3,000,000.00
Lokori/Kochodin	Lotubae	Agriculture, Pastoral Economy and Fisheries	Purchase of Farm Tools and Equipements	New	

COUNTY ASSEMBLIES FORUM (CAF)
P. O. Box 73552 - 00200,
NAIROBI, KENYA

Lokori/Kochodin	Lokwii	Health Services	Fencing of Lokwii Dispensary	New	4,000,000.00
Lokori/Kochodin	Kachangei	Water Services	Drlling and Equiping of Borehole	New	4,000,000.00
Lokori/Kochodin	Nakwamomwa	Water Services	Drlling and Equiping of Borehole	New	4,000,000.00
Lokori/Kochodin	Naoyakipi	Education, Sports and Social Protection	Construction of ECDE	New	
Lokori/Kochodin	Emanman	Roads	Construction of Bridge	New	
Lokori/Kochodin	Green Field	Agriculture, Pastoral Economy and Fisheries	Repair and Fencing	stalled	4,000,000.00
Lokori/Kochodin	Lokori	Health Services	Completion of Psychiatric Ward	stalled	
Lokori/Kochodin	Lokori	Education, Sports and Social Protection	Youth Sports Kit and Tournment	New	4,000,000.00
Lokori/Kochodin	Lokori	Agriculture, Pastoral Economy and Fisheries	Restocking	New	3,000,000.00
Lokori/Kochodin	Kodekode	Education, Sports and Social Protection	Construction of ECDE	New	4,000,000.00
Lokori/Kochodin	Kaloucholem	Education, Sports and Social Protection	Construction of ECDE	New	4,000,001.00
Lokori/Kochodin	Kangkalalio	Education, Sports and Social Protection	Construction of ECDE	New	4,000,002.00

COUNTY ASSEMBLIES FORUM (CAF)
P. O. Box 73552 - 00200,
NAIROBI, KENYA

Lokori/Kochodin	Nakukulas	Health Services	Renovation of Dispensary	New	3,000,000.00
Lokori/Kochodin	Katamanak	Governance	Fencing of Katamanak Centre	New	
Lokori/Kochodin	Lokwamosing	Agriculture, Pastoral Economy and Fisheries	Restocking	New	2,000,000.00
Lokori/Kochodin	Keereng	Water Services	Drilling of keereng water project	New	
Lokori/Kochodin	Kaaruko	Health Services	Fencing of Dispensary	New	4,000,000.00
Lokori/Kochodin	Lokori	Roads	Routine maintenace of Lokori-Kachangei Road	New	3,000,000.00
Lokori/Kochodin	Nakujakwaan	Water Services	Solarization of Nakujakwaan Borehole	New	3,000,000.00
SUGUTA SUB COUNTY DEVELOPMENT PROJECTS					
KAPEDO					
Kapedo/Napeitom	kakiteitei	Health Services	Construction of Kakiteitei dispensary	New	
Kapedo/Napeitom	napeitom	Water Services	construction of Napeitom water pan	0	
Kapedo/Napeitom	PENDING BILLS			New	

COUNTY ASSEMBLIES FORUM (CAF)
P. O. Box 73552 - 00200,
NAIROBI, KENYA

Kapedo/Napeitom	kapedo	Agriculture, Pastoral Economy and Fisheries	Construction of Kapedo drip irrigation		
Kapedo/Napeitom	lomelo	Tourism, Culture, Natural Resources and Climate Change	construction of Lomelo ex-setu project		
Kapedo/Napeitom	kapedo	Education, Sports and Social Protection	Renovation of Kapedo ECDE		
Kapedo/Napeitom	napeitom	Education, Sports and Social Protection	Renovation of Napeitom ECDE		
Kapedo/Napeitom	kamuge	Governance	Construction of Kamuge resettlement project fence and 10 units.		
Kapedo/Napeitom		Water Services	Napeitom water supply		
Kapedo/Napeitom			NEW PROJECTS		
Kapedo/Napeitom	lomelo	Governance	Lomelo resettlement project fencing and 10 units	New	
Kapedo/Napeitom		Agriculture, Pastoral Economy and Fisheries	Restocking of Kakiteitei, Kamuge, Ngilukiaand Npeitom village.	New	
Kapedo/Napeitom	kamuge	Health Services	Equiping of Kamuge dispensary.	New	
Kapedo/Napeitom	napeitom	Health Services	Equiping of Napeitom dispensary.	New	
Kapedo/Napeitom	kamuge	Education, Sports and Social Protection	Equiping of Kamuge ECDE	New	
Kapedo/Napeitom	nadome	Education, Sports and Social Protection	Equiping of Nadome ECDE	New	
Kapedo/Napeitom	napeitom	Education, Sports and Social Protection	Equiping of Napeitom Ecde	New	

COUNTY ASSEMBLIES FORUM (CAF)
P. O. Box 73552 - 00200,
NAIROBI, KENYA

TOTAL					

COUNTY ASSEMBLIES FORUM (CAF)
P. O. Box 73552 - 00200,
NAIROBI, KENYA